

APPENDIX F - DETAILED OPERATIONS RESULTS

No Action (X0)	Sheet No.
AM 2015	1 - 6
AM 2025	7 - 12
AM 2035	13 - 18
PM 2015	19 - 24
PM 2025	25 - 30
PM 2035	31 - 36

Existing Configuration

AM 2015	37 - 42
AM 2025	43 - 48
AM 2035	49 - 54
PM 2015	55 - 60
PM 2025	61 - 66
PM 2035	67 - 72

Phase 1 ROD. Rev + ROD 2

AM 2015	73 - 78
AM 2025	79 - 84
AM 2035	85 - 90
PM 2015	91 - 96
PM 2025	97 - 102
PM 2035	103 - 108

Scenario 3a	Sheet No.
AM 2015	109 - 114
AM 2025	115 - 120
AM 2035	121 - 126
PM 2015	127 - 132
PM 2025	133 - 138
PM 2035	139 - 144

Scenario 3b

AM 2015	145 - 150
AM 2025	151 - 156
AM 2035	157 - 162
PM 2015	163 - 168
PM 2025	169 - 174
PM 2035	175 - 180

Scenario 3c

AM 2015	181 - 186
AM 2025	187 - 192
AM 2035	193 - 198
PM 2015	199 - 204
PM 2025	205 - 210
PM 2035	211 - 216

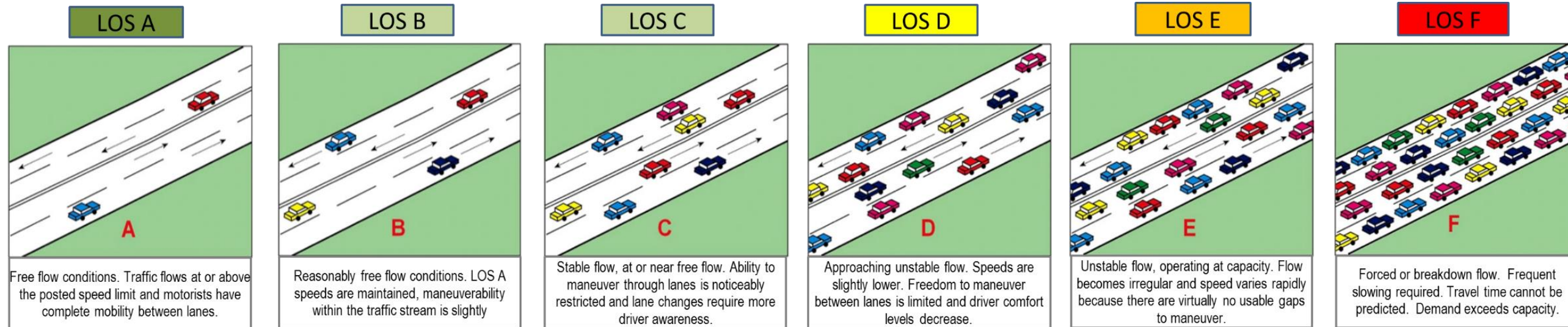
Scenario 4a	Sheet No.
AM 2015	217 - 222
AM 2025	223 - 228
AM 2035	229 - 234
PM 2015	235 - 240
PM 2025	241 - 246
PM 2035	247 - 252

Scenario 4b

AM 2015	253 - 258
AM 2025	259 - 264
AM 2035	265 - 270
PM 2015	271 - 276
PM 2025	277 - 282
PM 2035	283 - 288

Scenario 4c

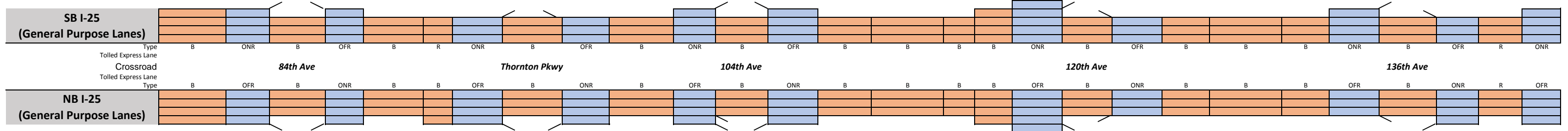
AM 2015	289 - 294
AM 2025	295 - 300
AM 2035	301 - 306
PM 2015	307 - 312
PM 2025	313 - 318
PM 2035	319 - 324



Notes:
 1. Analysis based on 2010 Highway Capacity Manual procedures using the FREEVAL software application.
 2. 2035 traffic volumes used in the analysis were obtained from the I-25 Interim Toll and Revenue Study, CDM-Smith, August 2013.

SEGMENT	1	2	3	4	5	6	7	8	9	10	11	12	13	14	15	16	17	18	19	20	21	22	23	24	25	26	27	28	
Segment Length (ft)	2,700	1,500	1,865	1,100	2,530	715	750	1,835	750	2,900	1,045	1,735	1,010	2,190	3,100	95	800	1,500	1,575	1,500	1,400	3,000	1,315	1,500	2,095	750	1,390	750	
Number of lanes	4	4	3	3	3	3	3	3	3	3	3	3	3	3	3	3	4	3	3	3	3	3	3	3	3	3	3	3	
Free Flow Speed (mph)	60	60	60	60	60	60	60	60	60	60	60	60	60	60	60	60	60	60	65	65	65	65	65	65	65	65	65	65	
Segment demand (vph)	6,718	6,718	5,461	5,795	5,795	5,795	5,795	4,834	5,510	5,510	5,510	4,461	5,266	5,266	5,266	5,266	5,266	4,163	5,316	5,316	5,316	5,316	5,316	4,226	4,641	4,641	4,641		
On-Ramp demand (vph)		1,257					961				1,049							1,103						1,090					
Off-Ramp demand (vph)				334					676				805							1,153						415			
Ramp-to-Ramp demand (vph)																													
Travel time per vehicle (min)	0.78	0.29	0.59	0.24	0.88	0.17	0.18	0.79	0.23	0.94	0.31	0.75	0.29	0.74	0.99	0.03	0.27	0.37	0.36	0.31	0.47		1.01	0.44	0.33	0.51	0.15	0.30	0.16
VMTD Veh-miles (Demand)	3,435	1,909	1,929	1,207	2,777	785	823	1,680	783	3,026	1,091	1,466	1,007	2,184	3,092	95	798	1,496	1,242	1,510	1,410	3,020	1,324	1,510	1,677	659	1,222	659	
VMTV Veh-miles (Volume)	3,246	1,803	1,798	1,125	2,587	731	767	1,561	732	2,833	1,026	1,406	978	2,125	3,023	93	785	1,483	1,240	1,510	1,410	3,020	1,324	1,510	1,677	659	1,222	659	
VHT travel (hrs)	82.41	30.86	49.73	21.88	79.61	15.24	15.98	59.42	19.57	80.57	26.40	53.60	25.07	63.06	85.25	2.94	23.45	32.13	25.21	27.88	41.86	89.70	39.32	29.37	36.25	11.94	23.11	12.47	
VHD delay (hrs)	28.32	0.80	19.76	3.13	36.49	3.05	26.07	33.40	7.37	33.35	54.81	30.17	8.78	27.64	34.87	1.39	10.36	10.28	6.14	4.65	20.17	43.23	18.95	6.35	10.45	1.80	4.31	2.33	
Space mean speed (mph)	39	58	36	51	32	48	48	26	37	35	39	26	39	34	35	32	33	46	49	54	34	34	34	34	51	46	55	53	53
Segment density (veh/mi/lane)	40	27	47	35	55	38	38	57	46	49	44	54	44	51	48	55	39	38	28	33	53	53	53	34	30	28	29	29	
Segment density (pc/mi/lane)	46	31	54	40	64	43	43	66	53	56	51	63	50	58	56	63	44	43	32	38	61	61	61	40	35	32	34	34	
Tolled Express Lane	GP	GP	GP	GP	GP	GP	GP	GP	GP	GP	GP	GP	GP	GP	GP	GP	GP	GP	GP	GP	GP	GP	GP	GP	GP	GP	GP	GP	GP
Space mean speed (mph)	39	58	36	51	32	48	48	26	37	35	39	26	39	34	35	32	33	46	49	54	34	34	34	34	51	46	55	53	53
Travel time per vehicle (min)	0.78	0.29	0.59	0.24	0.88	0.17	0.18	0.79	0.23	0.94	0.31	0.75	0.29	0.74	0.99	0.03	0.27	0.37	0.36	0.31	0.47		1.01	0.44	0.33	0.51	0.15	0.30	0.16
Volume (vph)	-	-	-	-	-	-	-	-	-	-	-	-	-	-	-	-	-	-	-	-	-	-	-	-	-	-	-	-	-
Level of Service (LOS)																													

6:45 AM	E	D	E	C	F	D	D	D	D	E	C	D	C	E	E	E	D	B	D	D	F	F	F	C	D	D	D	C
7:00 AM	F	D	F	F	F	F	F	E	E	F	D	E	D	F	F	F	D	C	D	E	F	F	F	D	D	E	E	C
7:15 AM	F	D	F	C	F	D	D	E	E	F	D	E	C	F	F	F	D	B	D	E	F	F	F	D	D	D	D	C
7:30 AM	F	D	F	F	F	F	F	F	F	F	F	E	D	F	F	F	D	C	E	F	F	F	F	D	E	E	E	C
7:45 AM	F	D	F	F	F	F	F	F	F	F	F	F	F	F	E	F	D	C	D	E	F	F	F	D	D	E	E	C
8:00 AM	E	D	F	F	F	F	F	F	F	F	F	F	F	F	F	F	F	F	D	D	F	F	F	D	E	D	D	C
8:15 AM	E	D	F	F	F	F	F	F	F	F	F	F	F	F	F	F	F	F	C	D	F	F	F	C	D	D	D	C
8:30 AM	E	D	F	F	F	F	F	F	F	F	F	F	F	F	F	F	F	F	E	D	F	F	F	C	D	D	D	C

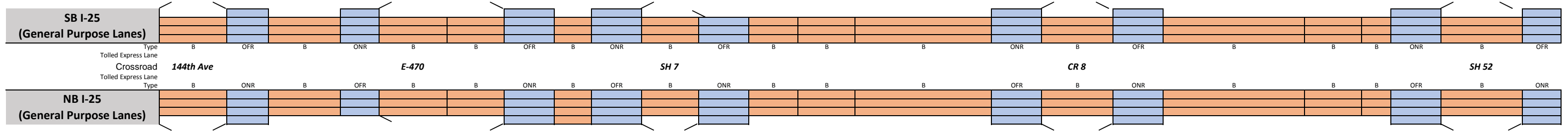


6:45 AM	C	B	B	C	B	A	B	B	C	B	C	C	D	D	D	C	A	C	C	D	C	C	D	C	C	C	C	C
7:00 AM	C	C	C	C	D	C	B	C	C	D	B	D	C	E	E	E	C	B	C	C	D	C	D	D	D	C	C	C
7:15 AM	C	C	C	C	D	C	B	C	C	D	B	C	C	D	D	D	C	B	C	C	D	C	D	D	C	C	C	C
7:30 AM	D	C	D	C	E	C	B	D	C	E	C	D	C	E	E	E	D	B	C	C	D	C	D	D	C	C	C	C
7:45 AM	D	C	D	D	E	D	B	D	C	E	C	D	C	E	E	E	D	B	C	C	E	C	D	D	C	C	D	D
8:00 AM	E	D	E	D	F	D	C	E	D	F	C	E	D	F	F	F	D	B	D	C	E	C	D	D	D	C	D	D
8:15 AM	D	C	D	D	F	D	C	E	D	F	C	E	D	F	F	F	D	B	D	C	E	C	E	D	D	C	C	C
8:30 AM	E	D	E	D	F	D	C	E	D	F	C	E	D	F	F	F	D	B	D	C	E	C	E	D	D	C	C	C

SEGMENT	1	2	3	4	5	6	7	8	9	10	11	12	13	14	15	16	17	18	19	20	21	22	23	24	25	26	27	28	
Segment Length (ft)	2,700	1,100	1,875	750	2,200	170	1,500	2,180	1,350	2,450	995	1,700	1,500	1,765	3,000	310	715	1,500	1,525	1,500	1,400	3,000	1,380	1,500	2,040	1,015	1,070	745	
Number of lanes	4	4	3	3	3	4	3	3	3	3	3	3	3	3	3	3	4	3	3	3	3	4	3	3	3	3	3	3	
Free Flow Speed (mph)	60	60	60	60	60	60	60	60	60	60	60	60	60	60	60	60	60	60	65	65	65	65	65	65	65	65	65	65	
Segment demand (vph)	4,810	4,810	3,812	4,318	4,318	4,318	4,318	3,756	4,358	4,358	4,358	3,718	4,418	4,418	4,418	4,418	4,418	4,418	3,378	4,199	4,199	4,199	4,199	4,199	3,529	4,106	4,106	4,106	
On-Ramp demand (vph)				506					602				700							821						577			
Off-Ramp demand (vph)		998					562				640							1,040					670						
Ramp-to-Ramp demand (vph)																													
Travel time per vehicle (min)	0.66	0.21	0.47	0.17	0.60	0.04	0.33	0.54	0.31	0.67	0.22	0.42	0.34	0.48	0.82	0.08	0.17	0.33	0.34	0.32	0.34		0.65	0.34	0.31	0.46	0.22	0.23	0.15
VMTD Veh-miles (Demand)	2,460	1,002	1,354	613	1,799	139	1,227	1,551	1,114	2,022	821	1,197	1,255	1,477	2,510	259	598	1,255	976	1,193	1,113	2,386	1,097	1,193	1,363	789	832	579	
VMTV Veh-miles (Volume)	2,460	1,002	1,354	613	1,799	139	1,227	1,551	1,114	2,022	821	1,197	1,255	1,477	2,510	259	598	1,255	976	1,193	1,113	2,386	1,097	1,193	1,363	789	832	579	
VHT travel (hrs)	52.88	16.88	30.08	12.45	43.11	2.89	23.69	34.07	22.48	48.50	15.87	26.04	25.32	35.37	60.12	6.21	12.44	24.44	19.02	22.45	24.12	45.39	23.78	21.61	26.99	14.74	15.53	10.58	
VHD delay (hrs)	11.88	0.17	7.52	2.22	13.12	0.57	3.24	8.22	3.91	14.79	2.18	6.09	4.40	10.75	18.28	1.89	2.47	3.53	4.01	4.10	7.00	8.69	6.90	3.25	6.01	2.59	2.73	1.67	
Space mean speed (mph)	47	59	45	49	42	48	52	46	50	42	52	46	50	42	42	42	48	51	51	53	46	53	46	55	51	54	54	55	
Segment density (veh/mi/lane)	26	20	28	29	34	22	28	28	29	35	28	27	30	35	35	35	23	29	22	26	30	20	30	25	23	26	26	25	
Segment density (pc/mi/lane)	30	23	32	34	40	26	32	32	34	40	32	31	34	41	41	41	26	33	25	30	35	23	35	29	27	29	29	29	
Tolled Express Lane	GP	GP	GP	GP	GP	GP	GP	GP	GP	GP	GP	GP	GP	GP	GP	GP	GP	GP	GP	GP	GP	GP	GP	GP	GP	GP	GP	GP	GP
Space mean speed (mph)	47	59	45	49	42	48	52	46	50	42	52	46	50	42	42	42	48	51	51	53	46	53	46	55	51	54	54	55	
Travel time per vehicle (min)	0.66	0.21	0.47	0.17	0.60	0.04	0.33	0.54	0.31	0.67	0.22	0.42	0.34	0.48	0.82	0.08	0.17	0.33	0.34	0.32	0.34		0.65	0.34	0.31	0.46	0.22	0.23	0.15
Volume (vph)	-	-	-	-	-	-	-	-	-	-	-	-	-	-	-	-	-	-	-	-	-	-	-	-	-	-	-	-	-
Level of Service (LOS)																													

SEGMENT	29	30	31	32	33	34	35	36	37	38	39	40	41	42	43	44	45	46	47	48	49	50	51		
Segment Length (ft)	2,720	1,280	3,000	1,280	3,650	2,000	750	685	750	2,535	1,500	520	2,000		7,390	1,500	2,750	1,500		7,610	2,000	295	1,500	3,030	1,500
Number of lanes	3	3	3	3	3	3	3	3	3	3	3	3	3		3	3	3	3		3	3	3	3	3	3
Free Flow Speed (mph)	65	65	65	65	70	70	70	70	70	70	70	70	70		70	70	70	70		70	70	70	70	70	70
Segment demand (vph)	3,880	4,288	4,288	4,288	4,124	4,124	4,465	4,465	4,465	3,702	4,306	4,306	4,306		4,306	4,306	3,826	4,019		4,019	4,019	4,019	4,019	3,160	3,465
On-Ramp demand (vph)				164						763							480							859	
Off-Ramp demand (vph)		408									604														305
Ramp-to-Ramp demand (vph)																									
Travel time per vehicle (min)	0.63	0.26	0.74	0.27	0.82	0.45	0.14	0.17	0.15	0.54	0.29	0.12	0.47		1.73	0.30	0.59	0.29		1.69	0.44	0.07	0.29	0.61	0.29
VMTD Veh-miles (Demand)	1,999	1,040	2,436	1,040	2,851	1,562	634	579	634	1,777	1,223	424	1,631		6,027	1,223	1,993	1,142		5,793	1,522	225	1,142	1,813	984
VMTV Veh-miles (Volume)	1,999	1,040	2,436	1,040	2,851	1,562	634	579	634	1,777	1,223	424	1,631		6,027	1,223	1,993	1,142		5,793	1,522	225	1,142	1,813	984
VHT travel (hrs)	40.93	18.71	53.17	19.50	56.62	31.03	10.70	12.31	11.19	33.18	20.83	8.71	33.51		123.82	21.28	37.81	19.17		113.09	29.72	4.38	19.57	32.06	16.56
VHD delay (hrs)	10.17	2.72	15.69	3.51	15.90	8.71	1.64	4.04	2.13	7.79	3.35	2.65	10.21		37.73	3.80	9.34	2.86		30.34	7.97	1.18	3.26	6.16	2.50
Space mean speed (mph)	49	56	46	53	50	50	59	47	57	54	59	49	49		49	57	53	60		51	51	51	58	57	59
Segment density (veh/mi/lane)	26	26	31	27	27	27	25	32	26	23	24	29	29		29	25	24	22		26	26	26	23	19	19
Segment density (pc/mi/lane)	30	30	36	31	31	31	29	36	30	26	28	34	34		34	29	28	26		30	30	30	26	21	22
Tolled Express Lane	GP	GP	GP	GP	GP	GP	GP	GP	GP	GP	GP	GP	GP		GP	GP	GP	GP		GP	GP	GP	GP	GP	GP
Space mean speed (mph)	49	56	46	53	50	50	59	47	57	54	59	49	49		49	57	53	60		51	51	51	58	57	59
Travel time per vehicle (min)	0.63	0.26	0.74	0.27	0.82	0.45	0.14	0.17	0.15	0.54	0.29	0.12	0.47		1.73	0.30	0.59	0.29		1.69	0.44	0.07	0.29	0.61	0.29
Volume (vph)	-	-	-	-	-	-	-	-	-	-	-	-	-		-	-	-	-		-	-	-	-	-	-
Level of Service (LOS)																									

6:45 AM	D	C	D	C	D	D	C	D	C	C	C	D	D		D	C	D	C		D	D	B	C	B
7:00 AM	D	C	D	C	D	D	C	D	C	D	D	D	D		D	C	D	C		D	D	B	C	B
7:15 AM	D	C	E	C	D	D	C	D	C	D	D	D	D		D	C	D	C		D	D	B	C	B
7:30 AM	D	C	E	C	D	D	C	D	C	D	D	D	D		D	C	D	C		D	D	B	C	B
7:45 AM	D	C	E	C	D	D	C	D	C	D	D	D	D		D	C	D	C		D	D	B	C	B
8:00 AM	D	C	D	C	D	D	C	D	C	C	C	D	D		D	C	D	C		D	D	B	C	B
8:15 AM	C	C	D	C	C	C	C	D	C	C	C	D	D		C	C	C	B		C	C	B	C	B
8:30 AM	C	C	D	C	C	C	C	D	C	C	B	C	C		C	C	B	B		C	C	B	C	B

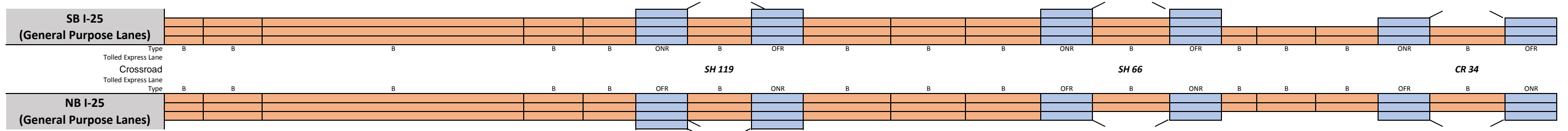


6:45 AM	C	B	B	C	C	C	B	B	B	B	C	C	C		C	B	B	B		C	C	B	B	A
7:00 AM	C	C	C	C	C	C	B	C	B	C	C	C	C		C	B	C	B		C	C	C	C	B
7:15 AM	C	C	C	C	C	C	B	C	B	C	B	C	C		C	C	C	B		C	C	C	C	A
7:30 AM	C	C	C	C	D	D	B	C	B	C	B	D	D		C	C	C	B		C	C	C	C	B
7:45 AM	C	C	C	C	D	D	C	C	C	C	C	C	C		C	C	C	B		C	C	C	C	B
8:00 AM	D	C	C	C	D	D	B	C	B	C	B	C	C		C	C	C	B		C	C	C	C	B
8:15 AM	C	C	C	C	D	D	B	C	B	C	B	D	D		C	C	B	B		C	C	C	C	B
8:30 AM	C	C	C	C	C	C	B	C	B	C	B	C	C		C	C	C	B		C	C	C	B	B

SEGMENT	29	30	31	32	33	34	35	36	37	38	39	40	41	42	43	44	45	46	47	48	49	50	51		
Segment Length (ft)	2,714	935	2,976	750	2,725	2,000	1,500	645	1,500	2,005	1,500	1,470	2,000		7,240	1,500	2,955	1,500		7,555	2,000	155	1,500	3,580	750
Number of lanes	3	3	4	3	3	3	3	4	3	3	3	3	3		3	3	3	3		3	3	3	3	3	3
Free Flow Speed (mph)	65	65	65	65	70	70	70	70	70	70	70	70	70		70	70	70	70		70	70	70	70	70	70
Segment demand (vph)	3,342	3,793	3,793	3,793	3,676	3,676	4,058	4,058	4,058	3,099	3,627	3,627	3,627		3,627	3,627	3,185	3,414		3,414	3,414	3,414	3,414	2,548	2,921
On-Ramp demand (vph)		451						382				528													373
Off-Ramp demand (vph)				117						959							442							866	
Ramp-to-Ramp demand (vph)																									
Travel time per vehicle (min)	0.60	0.20	0.63	0.15	0.58	0.42	0.29	0.13	0.29	0.40	0.29	0.31	0.42		1.53	0.29	0.59	0.29		1.55	0.41	0.03	0.29	0.69	0.14
VMTD Veh-miles (Demand)	1,718	672	2,138	539	1,897	1,392	1,153	496	1,153	1,177	1,030	1,010	1,374		4,973	1,030	1,783	970		4,885	1,293	100	970	1,728	415
VMTV Veh-miles (Volume)	1,718	672	2,138	539	1,897	1,392	1,153	496	1,153	1,177	1,030	1,010	1,374		4,973	1,030	1,783	970		4,885	1,293	100	970	1,728	415
VHT travel (hrs)	33.21	12.45	39.73	9.60	35.35	25.94	19.92	8.68	19.89	20.72	17.61	18.72	25.47		92.19	17.42	31.58	16.56		88.40	23.40	1.81	16.66	29.31	6.96
VHD delay (hrs)	6.78	2.12	6.84	1.31	8.24	6.05	3.45	1.60	3.42	3.91	2.89	4.29	5.84		21.14	2.70	6.12	2.70		18.61	4.93	0.38	2.81	4.63	1.03
Space mean speed (mph)	52	54	54	56	54	54	58	57	58	57	59	54	54		54	59	56	59		55	55	55	58	59	60
Segment density (veh/mi/lane)	22	23	18	23	23	23	23	18	23	18	21	22	22		22	20	19	19		21	21	21	20	14	16
Segment density (pc/mi/lane)	25	27	20	26	26	26	27	20	27	21	24	26	26		26	24	22	22		24	24	24	22	17	19
Tolled Express Lane	GP	GP	GP	GP	GP	GP	GP	GP	GP	GP	GP	GP	GP		GP	GP	GP	GP		GP	GP	GP	GP	GP	GP
Space mean speed (mph)	52	54	54	56	54	54	58	57	58	57	59	54	54		54	59	56	59		55	55	55	58	59	60
Travel time per vehicle (min)	0.60	0.20	0.63	0.15	0.58	0.42	0.29	0.13	0.29	0.40	0.29	0.31	0.42		1.53	0.29	0.59	0.29		1.55	0.41	0.03	0.29	0.69	0.14
Volume (vph)	-	-	-	-	-	-	-	-	-	-	-	-	-		-	-	-	-		-	-	-	-	-	-
Level of Service (LOS)																									

SEGMENT	52	53	54	55	56	57	58	59	60	61	62	63	64	65	66	67	68	69	70	71	
Segment Length (ft)	400	2,000		14,995	2,000	745	750	4,315	1,500	3,500	3,000	3,240	1,500	2,995	1,500	490	2,000	2,280	1,500	2,995	1,500
Number of lanes	3	3		3	3	3	3	3	3	3	3	3	3	3	3	2	2	2	2	2	2
Free Flow Speed (mph)	70	70		70	70	70	70	70	70	70	70	70	70	70	70	70	70	70	70	70	70
Segment demand (vph)	3,465	3,465		3,465	3,465	3,465	3,465	2,145	2,927	2,927	2,927	2,927	2,377	2,642	2,642	2,642	2,642	2,642	2,341	2,447	
On-Ramp demand (vph)							1,320					550							301		
Off-Ramp demand (vph)								782							265						106
Ramp-to-Ramp demand (vph)																					
Travel time per vehicle (min)	0.08	0.41		3.10	0.41	0.15	0.15	0.82	0.29	0.69	0.59	0.64	0.29	0.57	0.29	0.11	0.44	0.50	0.30	0.62	0.30
VMTD Veh-miles (Demand)	263	1,313		9,840	1,313	489	492	1,753	832	1,940	1,663	1,796	832	1,348	751	245	1,001	1,141	751	1,328	695
VMTV Veh-miles (Volume)	263	1,313		9,840	1,313	489	492	1,753	832	1,940	1,663	1,796	832	1,348	751	245	1,001	1,141	751	1,328	695
VHT travel (hrs)	4.78	23.88		179.06	23.88	8.90	8.50	29.17	14.28	33.69	28.88	31.19	14.15	22.67	12.62	4.75	19.40	22.11	13.33	24.30	12.30
VHD delay (hrs)	1.03	5.13		38.48	5.13	1.91	1.47	4.13	2.40	5.98	5.12	2.27	3.41	1.90	1.25	5.10	5.82	2.61	5.33	2.37	
Space mean speed (mph)	55	55		55	55	55	58	60	58	58	58	59	59	59	52	52	52	52	56	55	57
Segment density (veh/mi/lane)	21	21		21	21	21	20	12	17	17	17	17	17	13	15	26	26	26	20	21	20
Segment density (pc/mi/lane)	24	24		24	24	24	23	14	19	19	19	19	19	15	17	29	29	29	23	25	23
Tolled Express Lane	GP	GP		GP	GP	GP	GP	GP	GP	GP	GP	GP	GP	GP	GP	GP	GP	GP	GP	GP	GP
Space mean speed (mph)	55	55		55	55	55	58	60	58	58	58	59	59	59	52	52	52	52	56	55	57
Travel time per vehicle (min)	0.08	0.41		3.10	0.41	0.15	0.15	0.82	0.29	0.69	0.59	0.64	0.29	0.57	0.29	0.11	0.44	0.50	0.30	0.62	0.30
Volume (vph)	-	-		-	-	-	-	-	-	-	-	-	-	-	-	-	-	-	-	-	-
Level of Service (LOS)																					

6:45 AM	C	C	C	C	C	C	B	B	B	B	B	B	B	B	C	C	C	B	B	B
7:00 AM	C	C	C	C	C	C	B	B	B	B	B	B	B	B	D	D	D	C	C	C
7:15 AM	D	D	D	D	D	C	B	B	C	C	C	B	B	B	D	D	D	C	D	C
7:30 AM	C	C	C	C	C	C	B	B	C	C	C	B	B	B	D	D	D	C	C	C
7:45 AM	C	C	C	C	C	C	B	B	C	C	C	B	B	B	D	D	D	C	C	C
8:00 AM	C	C	C	C	C	C	B	B	C	C	C	B	B	B	D	D	D	C	C	C
8:15 AM	C	C	C	C	C	C	B	B	B	B	B	B	B	B	C	C	C	B	C	B
8:30 AM	C	C	C	C	C	C	B	B	B	B	B	B	B	B	C	C	C	B	C	B

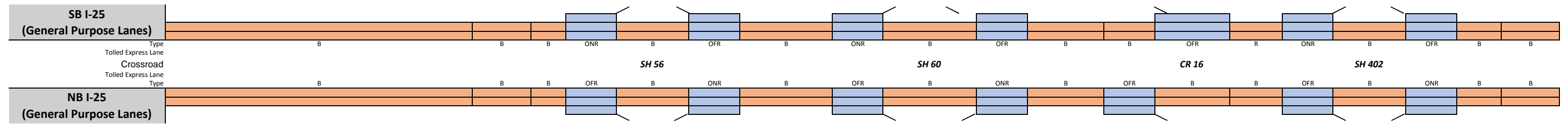


6:45 AM	B	B	B	B	B	A	A	B	B	B	B	B	B	B	C	C	C	C	C	C
7:00 AM	C	C	C	C	C	A	B	B	B	B	B	B	B	C	D	D	D	C	D	C
7:15 AM	B	B	B	B	B	A	B	B	B	B	B	B	C	B	D	D	D	C	C	C
7:30 AM	C	C	C	C	C	A	B	B	C	C	C	B	C	C	D	D	D	C	D	C
7:45 AM	C	C	C	C	C	A	B	B	C	C	C	B	C	C	D	D	D	C	D	C
8:00 AM	C	C	C	C	C	A	B	B	C	C	C	B	C	C	D	D	D	C	D	C
8:15 AM	C	C	C	C	C	A	B	B	C	C	C	B	C	C	D	D	D	C	D	C
8:30 AM	C	C	C	C	C	A	B	B	B	B	B	B	C	C	D	D	D	C	D	C

SEGMENT	52	53	54	55	56	57	58	59	60	61	62	63	64	65	66	67	68	69	70	71	
Segment Length (ft)	735	2,000		15,000	2,000	1,635	1,500	2,325	1,500	3,850	3,000	3,040	1,500	3,185	1,500	500	2,000	2,245	1,500	3,035	1,500
Number of lanes	3	3		3	3	3	3	3	3	3	3	3	3	2	2	2	2	2	2	2	2
Free Flow Speed (mph)	70	70		70	70	70	70	70	70	70	70	70	70	70	70	70	70	70	70	70	70
Segment demand (vph)	2,921	2,921		2,921	2,921	2,921	2,921	2,089	2,659	2,659	2,659	2,659	2,659	2,226	2,683	2,683	2,683	2,683	2,683	2,554	2,660
On-Ramp demand (vph)								570							457						106
Off-Ramp demand (vph)							832					433									
Ramp-to-Ramp demand (vph)																					
Travel time per vehicle (min)	0.15	0.39		2.96	0.39	0.32	0.29	0.44	0.29	0.75	0.58	0.59	0.24	0.65	0.30	0.11	0.45	0.50	0.30	0.66	0.30
VMTD Veh-miles (Demand)	407	1,106		8,298	1,106	905	830	920	755	1,939	1,511	1,531	755	1,343	762	254	1,016	1,141	762	1,468	756
VMTV Veh-miles (Volume)	407	1,106		8,298	1,106	905	830	920	755	1,939	1,511	1,531	755	1,343	762	254	1,016	1,141	762	1,468	756
VHT travel (hrs)	7.06	19.21		144.10	19.21	15.71	14.17	15.28	12.83	33.10	25.79	26.14	10.84	24.15	13.38	4.98	19.91	22.35	13.50	27.93	13.51
VHD delay (hrs)	1.25	3.41		25.55	3.41	2.79	2.31	2.13	2.04	5.40	4.21	4.27	0.04	4.97	2.49	1.35	5.39	6.05	2.61	6.95	2.72
Space mean speed (mph)	58	58		58	58	58	59	60	59	59	59	59	70	56	57	51	51	51	56	53	56
Segment density (veh/mi/lane)	17	17		17	17	17	17	12	15	15	15	15	13	20	18	26	26	26	22	24	21
Segment density (pc/mi/lane)	19	19		19	19	19	19	13	17	17	17	17	15	23	21	30	30	30	25	28	25
Tolled Express Lane	GP	GP		GP	GP	GP	GP	GP	GP	GP	GP	GP	GP	GP	GP	GP	GP	GP	GP	GP	GP
Space mean speed (mph)	58	58		58	58	58	59	60	59	59	59	59	70	56	57	51	51	51	56	53	56
Travel time per vehicle (min)	0.15	0.39		2.96	0.39	0.32	0.29	0.44	0.29	0.75	0.58	0.59	0.24	0.65	0.30	0.11	0.45	0.50	0.30	0.66	0.30
Volume (vph)	-	-		-	-	-	-	-	-	-	-	-	-	-	-	-	-	-	-	-	-
Level of Service (LOS)																					

SEGMENT	72	73	74	75	76	77	78	79	80	81	82	83	84	85	86	87	88	89	90
Segment Length (ft)	18,155	2,000	425	1,500	3,020	1,500	4,340	1,500	3,245	1,500	5,790	3,075	750	895	1,165	2,870	750	705	2,000
Number of lanes	2	2	2	2	2	2	2	2	2	2	2	2	2	2	2	2	2	2	2
Free Flow Speed (mph)	70	70	70	70	70	70	70	70	70	70	70	70	70	70	70	70	70	70	70
Segment demand (vph)	2,447	2,451	2,451	2,451	2,297	2,524	2,524	2,524	2,176	2,367	2,367	2,367	2,444	2,444	2,444	2,064	2,431	2,431	2,431
On-Ramp demand (vph)				154					348							380			
Off-Ramp demand (vph)						227				191			77					367	
Ramp-to-Ramp demand (vph)																			
Travel time per vehicle (min)	3.84	0.42	0.09	0.31	0.62	0.30	0.93	0.30	0.66	0.30	1.21	0.64	0.15	0.18	0.23	0.57	0.15	0.15	0.42
VMTD Veh-miles (Demand)	8,414	928	197	696	1,314	717	2,075	717	1,337	672	2,596	1,379	347	414	539	1,122	345	325	921
VMTV Veh-miles (Volume)	8,414	928	197	696	1,314	717	2,075	717	1,337	672	2,596	1,379	347	414	539	1,122	345	325	921
VHT travel (hrs)	156.79	17.31	3.68	12.52	23.88	12.75	39.22	12.65	23.85	11.94	47.64	25.30	6.14	7.32	9.45	19.72	6.17	6.02	17.08
VHD delay (hrs)	36.59	4.05	0.86	2.57	5.11	2.50	9.58	2.41	4.75	2.33	10.56	5.61	1.18	1.40	1.74	3.70	1.24	1.38	3.92
Space mean speed (mph)	54	54	54	56	55	56	53	57	56	56	54	54	57	57	57	57	57	56	54
Segment density (veh/mi/lane)	23	23	23	22	21	19	24	19	19	19	22	22	20	57	17	18	20	23	23
Segment density (pc/mi/lane)	26	26	26	25	24	22	27	22	22	22	25	25	23	66	20	21	23	26	26
Tolled Express Lane	GP	GP	GP	GP	GP	GP	GP	GP	GP	GP	GP	GP	GP	GP	GP	GP	GP	GP	GP
Space mean speed (mph)	54	54	54	56	55	56	53	57	56	56	54	54	57	57	57	57	56	54	54
Travel time per vehicle (min)	3.84	0.42	0.09	0.31	0.62	0.30	0.93	0.30	0.66	0.30	1.21	0.64	0.15	0.18	0.23	0.57	0.15	0.15	0.42
Volume (vph)	-	-	-	-	-	-	-	-	-	-	-	-	-	-	-	-	-	-	-
Level of Service (LOS)																			

6:45 AM	B	B	B	B	B	B	C	B	B	B	C	C	B	B	B	B	B	C	C
7:00 AM	C	C	C	C	C	B	C	B	C	B	C	C	C	C	B	C	B	C	C
7:15 AM	D	D	D	C	C	C	D	C	C	C	D	D	C	C	C	C	C	C	C
7:30 AM	D	D	D	C	C	C	D	C	C	C	C	C	C	C	C	C	C	C	C
7:45 AM	C	C	C	C	C	C	C	C	C	C	C	C	C	C	B	C	C	D	D
8:00 AM	C	C	C	C	C	C	D	C	C	C	C	C	C	C	B	C	C	C	C
8:15 AM	C	C	C	C	C	B	C	B	C	B	C	C	B	B	B	B	B	C	C
8:30 AM	C	C	C	C	C	B	C	B	B	B	C	C	B	B	B	B	B	C	C

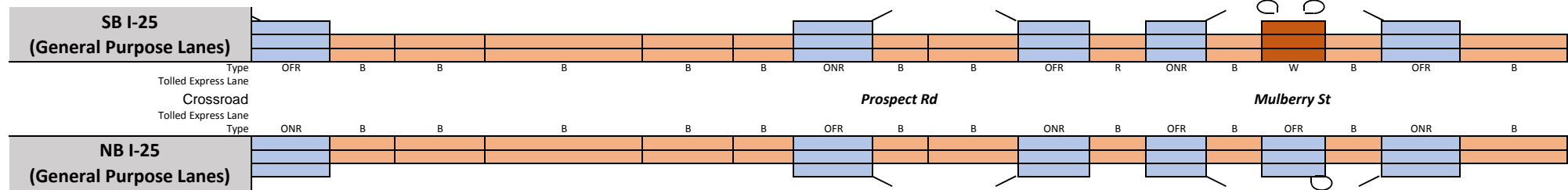


6:45 AM	C	C	C	C	C	C	D	C	C	C	D	C	D	D	C	C	C	D	D
7:00 AM	D	D	D	C	D	C	E	D	D	C	E	D	E	E	D	D	D	E	E
7:15 AM	D	D	D	C	C	C	D	C	D	C	E	D	D	D	C	D	C	E	E
7:30 AM	D	D	D	D	D	D	E	D	E	D	F	D	F	F	D	D	D	F	F
7:45 AM	D	D	D	C	D	C	D	C	D	C	E	D	E	E	D	D	D	E	E
8:00 AM	D	D	D	C	D	C	E	D	D	C	E	D	E	E	D	D	D	E	E
8:15 AM	D	D	D	D	D	D	E	D	E	D	F	D	E	E	D	D	D	F	F
8:30 AM	D	D	D	C	D	C	D	C	D	C	E	D	E	E	D	D	C	E	E

SEGMENT	72	73	74	75	76	77	78	79	80	81	82	83	84	85	86	87	88	89	90
Segment Length (ft)	18,150	2,000	500	1,500	2,890	1,500	4,225	1,500	4,255	1,500	3,160	1,500	3,095	1,610	1,500	2,930	1,500	1,095	2,000
Number of lanes	2	2	2	2	2	2	2	2	2	2	2	2	2	2	2	2	2	2	2
Free Flow Speed (mph)	70	70	70	70	70	70	70	70	70	70	70	70	70	70	70	70	70	70	70
Segment demand (vph)	2,660	2,660	2,660	2,660	2,588	2,911	2,911	2,911	2,787	3,144	3,144	3,144	3,099	3,099	3,099	2,714	3,249	3,249	3,249
On-Ramp demand (vph)						323				357								535	
Off-Ramp demand (vph)				72				124				45							
Ramp-to-Ramp demand (vph)																385			
Travel time per vehicle (min)	4.02	0.44	0.11	0.30	0.63	0.31	1.00	0.30	0.97	0.31	0.82	0.30	0.79	0.41	0.30	0.66	0.31	0.30	0.55
VMTD Veh-miles (Demand)	9,144	1,008	252	756	1,417	827	2,329	827	2,246	893	1,882	893	1,817	945	880	1,506	923	674	1,231
VMTV Veh-miles (Volume)	9,144	1,008	252	756	1,417	827	2,329	827	2,246	893	1,882	893	1,817	945	880	1,506	923	674	1,231
VHT travel (hrs)	178.14	19.63	4.91	13.35	27.14	14.95	48.64	14.64	45.22	16.26	43.09	15.77	40.84	21.25	15.75	29.78	16.98	16.23	29.65
VHD delay (hrs)	47.51	5.24	1.31	2.56	6.90	3.14	15.37	2.83	13.13	3.50	16.21	3.01	14.89	7.75	3.17	8.27	3.79	6.61	12.07
Space mean speed (mph)	51	51	51	57	52	55	48	56	50	55	44	57	44	44	56	51	54	42	42
Segment density (veh/mi/lane)	26	26	26	23	25	23	30	24	28	24	36	26	35	35	26	27	25	39	39
Segment density (pc/mi/lane)	30	30	30	27	29	27	35	28	32	28	41	30	40	40	30	31	29	45	45
Tolled Express Lane	GP	GP	GP	GP	GP	GP	GP	GP	GP	GP	GP	GP	GP	GP	GP	GP	GP	GP	GP
Space mean speed (mph)	51	51	51	57	52	55	48	56	50	55	44	57	44	44	56	51	54	42	42
Travel time per vehicle (min)	4.02	0.44	0.11	0.30	0.63	0.31	1.00	0.30	0.97	0.31	0.82	0.30	0.79	0.41	0.30	0.66	0.31	0.30	0.55
Volume (vph)	-	-	-	-	-	-	-	-	-	-	-	-	-	-	-	-	-	-	-
Level of Service (LOS)																			

SEGMENT	115	116	117	118	119	120	121	122	123	124	125	126	127	128	129	130	131		
Segment Length (ft)	1,500	500	2,000	4,840	2,000	500	1,500	535	2,000	775	715	1,160	700	420	750	1,500	2,700	276,955	
Number of lanes	2	2	2	2	2	2	2	2	2	2	2	2	2	3	2	2	2		
Free Flow Speed (mph)	70	70	70	70	70	70	70	70	70	70	70	70	70	70	70	70	70		
Segment demand (vph)	2,088	2,088	2,088	2,088	2,088	2,088	2,088	1,430	1,430	1,702	1,702	1,702	1,337	1,362	887	1,065	1,065		
On-Ramp demand (vph)							658					365		475					
Off-Ramp demand (vph)	666									272				25		178			
Ramp-to-Ramp demand (vph)														1					
Travel time per vehicle (min)	0.31	0.10	0.40	0.96	0.40	0.10	0.30	0.10	0.38	0.16	0.14	0.23	0.13	0.09	0.14	0.30	0.50	61.48	
VMTD Veh-miles (Demand)	593	198	791	1,914	791	198	593	145	542	250	230	374	177	108	126	303	545	168,581	
VMTV Veh-miles (Volume)	593	198	791	1,914	791	198	593	145	542	250	230	374	177	108	126	303	545	167,099	
VHT travel (hrs)	10.73	3.44	13.77	33.32	13.77	3.44	10.46	2.39	8.95	4.45	4.10	6.46	2.91	1.93	2.05	5.37	8.90	3,410.27	
VHD delay (hrs)	2.26	0.62	2.47	5.98	2.47	0.62	1.99	0.32	1.21	0.88	0.81	1.12	0.38	0.38	0.25	1.05	1.12	1,004.89	
Space mean speed (mph)	55	57	57	57	57	57	57	61	61	56	56	58	61	56	62	56	61	49	
Segment density (veh/mi/lane)	15	18	18	18	18	18	17	12	12	12	66	11	11	8	7	9	9	26	
Segment density (pc/mi/lane)	17	20	20	20	20	20	19	13	13	14	73	13	12	9	8	10	10	30	
Tolled Express Lane	GP	GP	GP	GP	GP	GP	GP	GP	GP	GP	GP	GP	GP	GP	GP	GP	GP	GP	TEL
Space mean speed (mph)	55	57	57	57	57	57	57	61	61	56	56	58	61	56	62	56	61	-	
Travel time per vehicle (min)	0.31	0.10	0.40	0.96	0.40	0.10	0.30	0.10	0.38	0.16	0.14	0.23	0.13	0.09	0.14	0.30	0.50	59.79	
Volume (vph)	-	-	-	-	-	-	-	-	-	-	-	-	-	-	-	-	-	-	1.69
Level of Service (LOS)																			

6:45 AM	B	B	B	B	B	B	B	A	A	A	A	A	A	A	A	A	A	A
7:00 AM	B	B	B	B	B	B	B	A	A	A	A	A	A	A	A	A	A	A
7:15 AM	B	B	B	B	B	B	B	B	B	B	B	B	A	A	A	A	A	A
7:30 AM	B	C	C	C	C	C	C	B	B	B	B	B	B	A	A	A	A	A
7:45 AM	B	C	C	C	C	C	C	B	B	B	B	B	B	A	A	B	A	A
8:00 AM	B	C	C	C	C	C	C	B	B	B	B	B	B	A	A	B	B	B
8:15 AM	B	C	C	C	C	C	C	B	B	B	B	B	B	A	A	B	B	B
8:30 AM	B	C	C	C	C	C	C	B	B	B	B	B	B	A	A	B	B	B

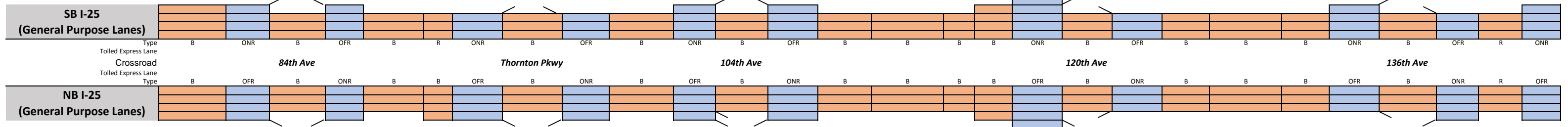


6:45 AM	B	B	B	B	B	B	A	A	A	A	B	B	A	A	A	A	A	A
7:00 AM	B	C	C	C	C	C	A	B	B	B	B	B	B	A	A	A	A	A
7:15 AM	B	C	C	C	C	C	A	B	B	A	B	B	A	A	A	A	A	A
7:30 AM	C	D	D	D	D	D	B	B	B	B	C	C	B	B	A	A	B	B
7:45 AM	C	D	D	D	D	D	B	B	B	B	C	C	B	B	A	A	B	B
8:00 AM	C	C	C	C	C	C	B	B	B	B	C	B	B	B	A	A	B	B
8:15 AM	C	D	D	D	D	D	B	B	B	B	C	B	B	B	A	A	B	B
8:30 AM	B	C	C	C	C	C	B	B	B	B	B	B	B	B	A	A	A	A

SEGMENT	115	116	117	118	119	120	121	122	123	124	125	126	127	128	129	130	131		
Segment Length (ft)	1,500	900	2,000	4,840	2,000	740	1,500	525	2,000	1,165	570	750	510	840	550	1,500	2,700	277,130	
Number of lanes	2	2	2	2	2	2	2	2	2	2	2	2	2	2	2	2	2		
Free Flow Speed (mph)	70	70	70	70	70	70	70	70	70	70	70	70	70	70	70	70	70		
Segment demand (vph)	2,424	2,424	2,424	2,424	2,424	2,424	2,424	1,624	1,624	1,895	1,895	1,895	1,482	1,482	930	1,101	1,101		
On-Ramp demand (vph)	379									271						171			
Off-Ramp demand (vph)							800					413		552					
Ramp-to-Ramp demand (vph)																			
Travel time per vehicle (min)	0.30	0.19	0.42	1.03	0.42	0.16	0.31	0.10	0.38	0.23	0.11	0.15	0.10	0.19	0.10	0.29	0.50	61.20	
VMTD Veh-miles (Demand)	689	413	918	2,222	918	340	689	161	615	418	205	269	143	236	97	313	563	163,316	
VMTV Veh-miles (Volume)	689	413	918	2,222	918	340	689	161	615	418	205	269	143	236	97	313	563	163,316	
VHT travel (hrs)	12.13	7.72	17.15	41.50	17.15	6.35	12.52	2.73	10.41	7.20	3.55	4.82	2.40	4.66	1.58	5.36	9.23	3,205.59	
VHD delay (hrs)	2.30	1.82	4.03	9.76	4.03	1.49	2.68	0.43	1.62	1.23	0.63	0.97	0.36	1.29	0.19	0.89	1.19	800.34	
Space mean speed (mph)	57	54	54	54	54	54	55	59	59	58	58	56	60	51	61	58	61	51	
Segment density (veh/mi/lane)	18	23	23	23	23	23	10	14	14	12	16	16	12	10	8	6	9	24	
Segment density (pc/mi/lane)	21	26	26	26	26	26	11	16	16	14	19	18	14	11	9	7	10	27	
Tolled Express Lane	GP	GP	GP	GP	GP	GP	GP	GP	GP	GP	GP	GP	GP	GP	GP	GP	GP	GP	TEL
Space mean speed (mph)	57	54	54	54	54	54	55	59	59	58	58	56	60	51	61	58	61	-	
Travel time per vehicle (min)	0.30	0.19	0.42	1.03	0.42	0.16	0.31	0.10	0.38	0.23	0.11	0.15	0.10	0.19	0.10	0.29	0.50	59.52	
Volume (vph)	-	-	-	-	-	-	-	-	-	-	-	-	-	-	-	-	-	-	1.68
Level of Service (LOS)																			

SEGMENT	1	2	3	4	5	6	7	8	9	10	11	12	13	14	15	16	17	18	19	20	21	22	23	24	25	26	27	28	
Segment Length (ft)	2,700	1,500	1,865	1,100	2,530	715	750	1,835	750	2,900	1,045	1,735	1,010	2,190	3,100	95	800	1,500	1,575	1,500	1,400	3,000	1,315	1,500	2,095	750	1,390	750	
Number of lanes	4	4	3	3	3	3	3	3	3	3	3	3	3	3	3	3	4	3	3	3	3	3	3	3	3	3	3	3	
Free Flow Speed (mph)	60	60	60	60	60	60	60	60	60	60	60	60	60	60	60	60	60	60	65	65	65	65	65	65	65	65	65	65	
Segment demand (vph)	7,547	7,547	6,140	6,524	6,524	6,524	6,524	5,499	6,291	6,291	6,291	5,137	5,948	5,948	5,948	5,948	5,948	4,947	6,131	6,131	6,131	6,131	6,131	5,131	5,774	5,774	5,774		
On-Ramp demand (vph)		1,407					1,025					1,154						1,001						1,000					
Off-Ramp demand (vph)				384					792				811							1,184						643			
Ramp-to-Ramp demand (vph)																													
Travel time per vehicle (min)	0.80	0.29	0.59	0.24	0.89	0.17	0.18	0.96	0.24	0.92	0.32	0.79	0.34	0.76	1.14	0.04	0.36	0.43	0.53	0.38	0.52	1.07	0.46	0.35	1.13	0.26	0.45	0.24	
VMTD Veh-miles (Demand)	3,859	2,144	2,169	1,359	3,126	883	927	1,911	894	3,455	1,245	1,688	1,138	2,467	3,492	107	901	1,690	1,476	1,742	1,626	3,484	1,527	1,742	2,036	820	1,520	820	
VMTV Veh-miles (Volume)	3,324	1,847	1,799	1,125	2,588	731	767	1,564	737	2,855	1,034	1,418	967	2,102	2,991	92	778	1,471	1,272	1,531	1,435	3,087	1,363	1,560	1,822	739	1,369	739	
VHT travel (hrs)	86.76	31.61	49.79	21.88	79.66	15.24	15.98	72.23	21.04	79.55	27.93	56.94	28.28	64.45	96.97	3.36	30.62	37.16	37.98	33.82	46.49	97.28	41.91	31.83	86.76	22.67	39.39	20.77	
VHD delay (hrs)	31.36	0.84	19.81	3.13	36.53	3.05	121.53	46.16	8.75	31.97	195.55	33.31	12.17	29.42	47.11	1.82	17.65	28.17	18.42	10.27	24.42	49.79	20.94	141.06	58.72	11.30	18.33	22.88	
Space mean speed (mph)	38	58	36	51	32	48	48	22	35	36	37	25	34	33	31	28	25	40	33	45	31	32	33	33	21	33	35	36	
Segment density (veh/mi/lane)	42	28	47	35	55	38	38	69	49	48	47	58	49	52	55	62	51	44	42	40	58	57	56	37	73	53	50	49	
Segment density (pc/mi/lane)	49	32	54	40	64	43	43	80	57	56	54	66	57	60	63	72	58	50	49	46	67	66	65	43	84	61	57	56	
Tolled Express Lane	GP	GP	GP	GP	GP	GP	GP	GP	GP	GP	GP	GP	GP	GP	GP	GP	GP	GP	GP	GP	GP	GP	GP	GP	GP	GP	GP	GP	GP
Space mean speed (mph)	38	58	36	51	32	48	48	22	35	36	37	25	34	33	31	28	25	40	33	45	31	32	33	33	21	33	35	36	
Travel time per vehicle (min)	0.80	0.29	0.59	0.24	0.89	0.17	0.18	0.96	0.24	0.92	0.32	0.79	0.34	0.76	1.14	0.04	0.36	0.43	0.53	0.38	0.52	1.07	0.46	0.35	1.13	0.26	0.45	0.24	
Volume (vph)	-	-	-	-	-	-	-	-	-	-	-	-	-	-	-	-	-	-	-	-	-	-	-	-	-	-	-	-	-
Level of Service (LOS)																													

6:45 AM	F	D	F	F	F	F	F	E	E	F	D	E	D	F	F	F	D	B	E	F	F	F	F	F	E	E	E	D	
7:00 AM	F	F	F	F	F	F	F	F	F	F	F	E	F	F	F	F	D	F	E	F	F	F	F	F	F	F	F	F	D
7:15 AM	F	D	F	F	F	F	F	F	F	F	F	D	D	F	F	F	D	C	E	F	F	F	F	F	F	F	F	E	D
7:30 AM	F	F	F	F	F	F	F	F	F	F	F	F	F	F	F	F	D	F	E	F	F	F	F	F	F	F	F	F	F
7:45 AM	F	F	F	F	F	F	F	F	F	F	F	F	F	F	F	F	F	F	D	F	F	F	F	F	F	F	F	F	F
8:00 AM	F	F	F	F	F	F	F	F	F	F	F	F	F	F	F	F	F	F	F	F	F	F	F	F	F	F	F	F	F
8:15 AM	F	F	F	F	F	F	F	F	F	F	F	F	F	F	F	F	F	F	F	F	F	F	F	F	F	F	F	F	F
8:30 AM	E	D	F	F	F	F	F	F	F	F	F	F	F	F	F	F	F	F	F	F	F	F	F	F	F	F	F	F	F

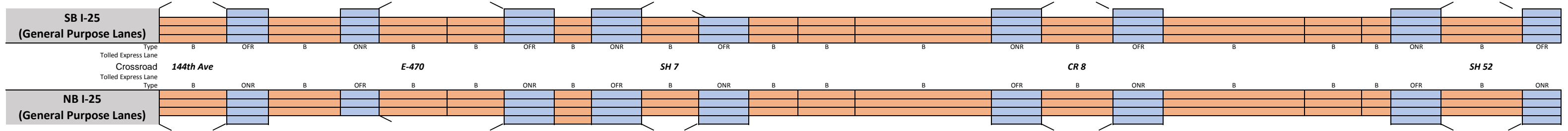


6:45 AM	C	B	C	C	D	C	B	C	C	D	B	C	C	E	E	E	C	B	C	C	E	C	E	D	D	C	D	D
7:00 AM	D	C	D	C	E	C	B	D	D	E	C	E	D	F	F	F	D	B	D	D	F	D	F	E	E	E	D	D
7:15 AM	D	C	D	C	E	C	B	D	C	E	C	D	C	E	E	E	D	B	D	D	E	D	E	D	D	C	D	D
7:30 AM	D	C	E	D	F	D	B	E	D	F	C	E	D	F	F	F	D	B	D	D	F	D	F	E	D	C	D	D
7:45 AM	E	D	F	D	F	D	C	E	D	F	D	E	D	F	F	F	D	B	E	D	F	D	F	E	E	D	D	D
8:00 AM	D	F	F	F	F	D	F	F	F	F	F	F	F	F	F	F	D	F	E	F	F	D	F	F	E	D	D	D
8:15 AM	D	F	F	D	F	D	F	F	F	F	F	F	F	F	F	F	D	F	E	D	F	D	F	E	E	D	D	D
8:30 AM	E	F	F	F	F	F	F	F	F	F	F	F	F	F	F	F	D	F	E	D	F	D	F	E	E	D	D	D

SEGMENT	1	2	3	4	5	6	7	8	9	10	11	12	13	14	15	16	17	18	19	20	21	22	23	24	25	26	27	28
Segment Length (ft)	2,700	1,100	1,875	750	2,200	170	1,500	2,180	1,350	2,450	995	1,700	1,500	1,765	3,000	310	715	1,500	1,525	1,500	1,400	3,000	1,380	1,500	2,040	1,015	1,070	745
Number of lanes	4	4	3	3	3	4	3	3	3	3	3	3	3	3	3	3	4	3	3	3	3	4	3	3	3	3	3	3
Free Flow Speed (mph)	60	60	60	60	60	60	60	60	60	60	60	60	60	60	60	60	60	60	65	65	65	65	65	65	65	65	65	65
Segment demand (vph)	5,414	5,414	4,493	5,009	5,009	5,009	5,009	4,389	5,046	5,046	5,046	4,464	5,203	5,203	5,203	5,203	5,203	5,203	4,233	5,152	5,152	5,152	5,152	5,152	4,283	4,866	4,866	4,866
On-Ramp demand (vph)				516					657				739							919						583		
Off-Ramp demand (vph)		921					620				582							970						869				
Ramp-to-Ramp demand (vph)																												
Travel time per vehicle (min)	0.66	0.27	0.56	0.18	0.69	0.04	0.33	0.59	0.31	0.77	0.22	0.46	0.35	0.58	0.98	0.10	0.18	0.33	0.38	0.33	0.44	0.70	0.43	0.31	0.51	0.22	0.23	0.16
VMTD Veh-miles (Demand)	2,769	1,128	1,596	712	2,087	161	1,423	1,812	1,290	2,341	951	1,437	1,478	1,739	2,956	305	705	1,478	1,223	1,464	1,366	2,927	1,347	1,464	1,655	935	986	687
VMTV Veh-miles (Volume)	2,756	1,115	1,567	700	2,054	159	1,400	1,783	1,272	2,309	938	1,417	1,460	1,718	2,920	302	696	1,460	1,207	1,448	1,352	2,897	1,333	1,448	1,637	926	977	680
VHT travel (hrs)	59.10	24.27	40.93	14.43	56.59	3.44	27.22	42.44	26.09	63.98	18.22	33.99	30.06	49.29	83.77	8.66	15.27	28.57	26.15	28.06	37.27	59.09	36.74	26.51	35.83	17.74	18.70	12.49
VHD delay (hrs)	13.16	5.69	14.81	2.76	22.36	0.79	3.88	12.73	4.89	25.50	2.59	10.37	5.73	20.65	35.10	3.63	3.67	4.23	7.57	5.77	16.47	14.52	16.24	4.23	10.65	3.49	3.68	2.03
Space mean speed (mph)	47	46	38	49	36	46	51	42	49	36	51	42	49	35	35													

SEGMENT	29	30	31	32	33	34	35	36	37	38	39	40	41	42	43	44	45	46	47	48	49	50	51		
Segment Length (ft)	2,720	1,280	3,000	1,280	3,650	2,000	750	685	750	2,535	1,500	520	2,000		7,390	1,500	2,750	1,500		7,610	2,000	295	1,500	3,030	1,500
Number of lanes	3	3	3	3	3	3	3	3	3	3	3	3	3		3	3	3	3		3	3	3	3	3	3
Free Flow Speed (mph)	65	65	65	65	70	70	70	70	70	70	70	70	70		70	70	70	70		70	70	70	70	70	70
Segment demand (vph)	4,871	5,520	5,520	5,520	4,962	4,962	5,464	5,464	5,464	4,531	5,922	5,922	5,922		5,922	5,922	5,083	5,374		5,374	5,374	5,374	5,374	4,139	4,466
On-Ramp demand (vph)				558						933							839								1,235
Off-Ramp demand (vph)		649						502				1,391													
Ramp-to-Ramp demand (vph)																									
Travel time per vehicle (min)	1.30	0.42	1.10	0.39	1.25	0.54	0.15	0.21	0.16	0.59	0.30	0.21	0.80		2.94	0.32	1.24	0.52		2.69	0.67	0.10	0.31	0.69	0.29
VMTD Veh-miles (Demand)	2,509	1,338	3,136	1,338	3,430	1,880	776	709	776	2,175	1,682	583	2,243		8,289	1,682	2,647	1,527		7,745	2,036	300	1,527	2,375	1,269
VMTV Veh-miles (Volume)	2,222	1,211	2,852	1,231	3,141	1,772	743	680	744	2,068	1,601	555	2,134		7,887	1,601	2,498	1,460		7,447	2,036	300	1,527	2,375	1,269
VHT travel (hrs)	93.25	34.92	92.44	32.83	94.47	42.33	12.93	18.70	13.63	42.49	28.10	19.44	74.77		276.28	29.67	98.73	44.78		231.77	60.26	8.89	28.04	47.36	21.44
VHD delay (hrs)	59.07	16.29	48.56	13.90	49.60	17.02	2.31	8.99	2.99	12.94	5.24	11.51	44.28		163.62	8.52	63.05	23.91		125.38	31.18	4.60	6.23	13.43	3.31
Space mean speed (mph)	24	35	31	37	33	42	58	36	55	49	57	29	29		29	54	25	33		32	34	34	54	50	59
Segment density (veh/mi/lane)	60	48	54	45	46	37	30	48	32	30	33	66	66		66	35	63	53		54	53	53	33	28	25
Segment density (pc/mi/lane)	69	55	62	52	52	43	35	55	37	34	38	76	76		76	40	73	60		62	61	61	38	32	29
Tolled Express Lane	GP	GP	GP	GP	GP	GP	GP	GP	GP	GP	GP	GP	GP		GP	GP	GP	GP		GP	GP	GP	GP	GP	GP
Space mean speed (mph)	24	35	31	37		42	58	36	55	49	57	29	29		29	54	25	33		32	34	34	54	50	59
Travel time per vehicle (min)	1.30	0.42	1.10	0.39	1.25	0.54	0.15	0.21	0.16	0.59	0.30	0.21	0.80		2.94	0.32	1.24	0.52		2.69	0.67	0.10	0.31	0.69	0.29
Volume (vph)	-	-	-	-	-	-	-	-	-	-	-	-	-		-	-	-	-		-	-	-	-	-	-
Level of Service (LOS)																									

6:45 AM	D	C	E	C	E	E	C	E	C	D	D	F	F	F	C	E	C	E	E	C	C	C	C	C	
7:00 AM	E	D	F	D	E	E	D	F	D	D	D	F	F	F	C	E	C	E	E	E	C	D	C	C	
7:15 AM	E	D	F	D	E	E	D	F	D	D	F	F	F	F	F	F	D	F	F	F	C	D	C	C	
7:30 AM	F	D	F	D	E	D	F	F	D	D	F	F	F	F	F	F	F	F	F	F	C	D	C	C	
7:45 AM	F	F	F	F	D	E	D	F	D	D	F	F	F	F	F	F	F	F	F	F	F	D	D	C	
8:00 AM	F	F	F	F	F	F	E	F	D	F	F	F	F	F	F	F	F	F	F	F	F	C	D	C	
8:15 AM	F	F	F	F	F	F	F	E	E	C	D	F	F	F	F	F	F	F	F	F	F	C	D	C	
8:30 AM	F	F	F	F	F	F	F	F	F	F	F	F	F	F	E	D	F	F	F	F	F	E	E	C	C

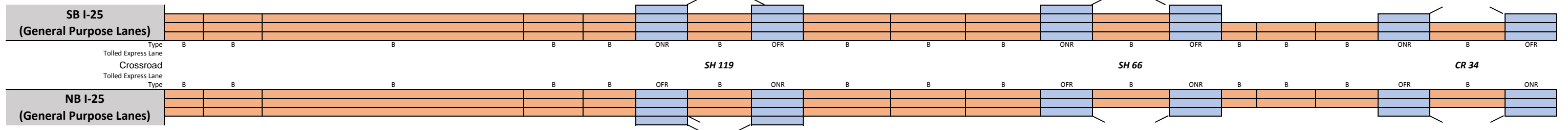


6:45 AM	C	C	C	C	C	C	C	C	C	B	B	C	C	C	C	C	B	C	C	C	C	B	A	A
7:00 AM	D	C	C	D	D	D	C	C	C	C	B	D	D	D	C	C	B	D	D	D	C	C	B	B
7:15 AM	D	C	C	D	D	D	C	C	C	C	C	D	D	D	C	C	B	D	D	D	C	C	B	B
7:30 AM	D	C	C	D	D	D	C	D	C	C	C	E	E	E	C	D	C	E	E	E	C	C	B	B
7:45 AM	D	C	C	D	D	D	D	D	D	C	C	D	D	D	C	D	C	D	D	D	C	C	B	B
8:00 AM	D	C	C	D	D	D	C	C	C	C	C	D	D	D	C	C	B	D	D	D	C	C	B	B
8:15 AM	D	C	C	D	D	D	C	C	C	C	C	D	D	D	C	D	B	D	D	D	C	C	B	B
8:30 AM	D	C	C	D	D	D	C	C	C	C	B	D	D	D	C	C	B	D	D	D	C	C	B	B

SEGMENT	29	30	31	32	33	34	35	36	37	38	39	40	41	42	43	44	45	46	47	48	49	50	51		
Segment Length (ft)	2,714	935	2,976	750	2,725	2,000	1,500	645	1,500	2,005	1,500	1,470	2,000		7,240	1,500	2,955	1,500		7,555	2,000	155	1,500	3,580	750
Number of lanes	3	3	4	3	3	3	3	4	3	3	3	3	3		3	3	3	3		3	3	3	3	3	3
Free Flow Speed (mph)	65	65	65	65	70	70	70	70	70	70	70	70	70		70	70	70	70		70	70	70	70	70	70
Segment demand (vph)	3,909	4,420	4,420	4,420	4,236	4,236	4,954	4,954	4,954	3,608	4,323	4,323	4,323		4,323	4,323	3,765	4,131		4,131	4,131	4,131	4,131	3,196	3,615
On-Ramp demand (vph)		511					718				715														419
Off-Ramp demand (vph)				184						1,346							558								935
Ramp-to-Ramp demand (vph)																									
Travel time per vehicle (min)	0.63	0.20	0.65	0.15	0.63	0.46	0.31	0.14	0.30	0.42	0.30	0.35	0.47		1.70	0.29	0.63	0.30		1.71	0.45	0.04	0.29	0.72	0.14
VMTD Veh-miles (Demand)	2,009	783	2,491	628	2,186	1,605	1,407	605	1,407	1,370	1,228	1,204	1,638		5,928	1,228	2,107	1,174		5,911	1,565	121	1,174	2,167	513
VMTV Veh-miles (Volume)	1,991	776	2,471	623	2,169	1,592	1,398	601	1,398	1,361	1,221	1,197	1,628		5,893	1,221	2,095	1,167		5,911	1,565	121	1,174	2,167	513
VHT travel (hrs)	40.85	14.58	47.49	11.16	43.79	32.14	25.13	11.22	24.60	25.14	21.24	24.75	33.67		121.89	20.76	39.43	20.22		117.96	31.23	2.42	20.20	38.45	8.71
VHD delay (hrs)	10.22	2.64	9.48	1.58	12.80	9.40	5.16	2.63	4.63	5.70	3.80	7.65	10.41		37.70	3.32	9.50	3.54		33.51	8.87	0.69	3.43	7.49	1.38
Space mean speed (mph)	49	53	52	56	50	50	56	54	57	54	57	48	48		48	59	53	58		50	50	50	58	56	59
Segment density (veh/mi/lane)	26	27	21	26	28	28	29	23	29	22	25	30	30		30	24	23	24		27	27	27	24	19	20
Segment density (pc/mi/lane)	30	32	24	30	33	33	34	26	33	25	29	34	34		34	28	27	27		32	32	32	27	22	24
Tolled Express Lane	GP	GP	GP	GP	GP	GP	GP	GP	GP	GP	GP	GP	GP		GP	GP	GP	GP		GP	GP	GP	GP	GP	GP
Space mean speed (mph)	49	53	52	56	50	50	56	54	57	54	57	48	48		48	59	53	58		50	50	50	58	56	59
Travel time per vehicle (min)	0.63	0.20	0.65	0.15	0.63	0.46	0.31	0.14	0.30	0.42	0.30	0.35	0.47		1.70	0.29	0.63	0.30		1.71	0.45	0.04	0.29	0.72	0.14
Volume (vph)	-	-	-	-	-	-	-	-	-	-	-	-	-		-	-	-	-		-	-	-	-	-	-
Level of Service (LOS)																									

SEGMENT	52	53	54	55	56	57	58	59	60	61	62	63	64	65	66	67	68	69	70	71	
Segment Length (ft)	400	2,000		14,995	2,000	745	750	4,315	1,500	3,500	3,000	3,240	1,500	2,995	1,500	490	2,000	2,280	1,500	2,995	1,500
Number of lanes	3	3		3	3	3	3	3	3	3	3	3	3	3	2	2	2	2	2	2	2
Free Flow Speed (mph)	70	70		70	70	70	70	70	70	70	70	70	70	70	70	70	70	70	70	70	70
Segment demand (vph)	4,466	4,466		4,466	4,466	4,466	4,466	2,753	3,618	3,618	3,618	3,618	2,817	3,248	3,248	3,248	3,248	3,248	2,542	2,700	
On-Ramp demand (vph)							1,713					801							706		
Off-Ramp demand (vph)								865							431						158
Ramp-to-Ramp demand (vph)																					
Travel time per vehicle (min)	0.10	0.48		3.63	0.48	0.18	0.15	0.84	0.29	0.74	0.63	0.68	0.29	0.59	0.29	0.13	0.54	0.62	0.31	0.65	0.30
VMTD Veh-miles (Demand)	338	1,692		12,683	1,692	630	634	2,250	1,028	2,398	2,056	2,220	1,028	1,598	923	301	1,230	1,403	923	1,442	767
VMTV Veh-miles (Volume)	338	1,692		12,683	1,692	630	634	2,250	1,028	2,398	2,056	2,220	1,028	1,598	923	301	1,230	1,403	923	1,442	767
VHT travel (hrs)	7.21	36.05		270.30	36.05	13.43	11.38	38.61	17.65	44.38	38.04	41.08	17.71	27.54	15.59	7.19	29.34	33.45	16.91	27.40	13.60
VHD delay (hrs)	2.38	11.89		89.11	11.89	4.43	2.31	6.47	2.97	10.11	8.67	9.36	3.03	4.71	2.41	2.88	11.77	13.42	3.73	6.80	2.64
Space mean speed (mph)	47	47		47	47	47	56	58	58	54	54	58	58	58	59	42	42	42	55	53	56
Segment density (veh/mi/lane)	32	32		32	32	32	27	16	21	22	22	22	21	16	18	39	39	39	25	24	22
Segment density (pc/mi/lane)	36	36		36	36	36	31	18	24	26	26	26	24	19	21	45	45	45	28	28	25
Tolled Express Lane	GP	GP		GP	GP	GP	GP	GP	GP	GP	GP	GP	GP	GP	GP	GP	GP	GP	GP	GP	GP
Space mean speed (mph)	47	47		47	47	47	56	58	58	54	54	58	58	58	59	42	42	42	55	53	56
Travel time per vehicle (min)	0.10	0.48		3.63	0.48	0.18	0.15	0.84	0.29	0.74	0.63	0.68	0.29	0.59	0.29	0.13	0.54	0.62	0.31	0.65	0.30
Volume (vph)	-	-		-	-	-	-	-	-	-	-	-	-	-	-	-	-	-	-	-	-
Level of Service (LOS)																					

6:45 AM	D	D	D	D	D	C	B	B	C	C	C	B	B	B	C	C	C	B	B	B
7:00 AM	D	D	D	D	D	C	B	B	C	C	C	B	B	B	D	D	D	C	C	C
7:15 AM	E	E	E	E	E	D	C	C	D	D	D	C	C	C	F	F	F	D	D	C
7:30 AM	E	E	E	E	E	C	B	C	C	C	C	B	C	C	F	F	F	D	D	C
7:45 AM	E	E	E	E	E	C	C	C	D	D	D	C	C	C	E	E	E	D	C	C
8:00 AM	D	D	D	D	D	C	B	C	C	C	C	B	B	B	E	E	E	C	D	C
8:15 AM	D	D	D	D	D	C	B	C	C	C	C	B	B	B	D	D	D	C	C	C
8:30 AM	D	D	D	D	D	C	B	B	C	C	C	B	B	B	D	D	D	C	C	B

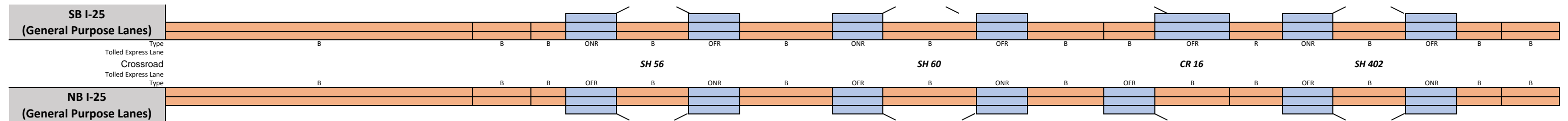


6:45 AM	B	B	B	B	B	A	B	B	B	B	B	C	C	D	D	D	C	D	C	
7:00 AM	C	C	C	C	C	A	B	B	C	C	C	B	D	C	E	E	E	D	D	C
7:15 AM	C	C	C	C	C	B	B	B	C	C	C	B	D	C	E	E	E	D	E	D
7:30 AM	D	D	D	D	D	B	C	B	C	C	C	E	D	F	F	F	E	F	D	
7:45 AM	C	C	C	C	C	B	B	B	C	C	C	D	C	F	F	F	D	E	D	
8:00 AM	C	C	C	C	C	B	C	B	C	C	C	E	C	F	F	F	D	E	D	
8:15 AM	C	C	C	C	C	B	C	B	C	C	C	D	C	F	F	F	D	E	D	
8:30 AM	C	C	C	C	C	B	B	B	C	C	C	B	D	C	F	F	F	D	E	D

SEGMENT	52	53	54	55	56	57	58	59	60	61	62	63	64	65	66	67	68	69	70	71	
Segment Length (ft)	735	2,000		15,000	2,000	1,635	1,500	2,325	1,500	3,850	3,000	3,040	1,500	3,185	1,500	500	2,000	2,245	1,500	3,035	1,500
Number of lanes	3	3		3	3	3	3	3	3	3	3	3	3	2	2	2	2	2	2	2	2
Free Flow Speed (mph)	70	70		70	70	70	70	70	70	70	70	70	70	70	70	70	70	70	70	70	70
Segment demand (vph)	3,615	3,615		3,615	3,615	3,615	3,615	2,753	3,394	3,394	3,394	3,394	3,394	2,871	3,465	3,465	3,465	3,465	3,465	3,147	3,260
On-Ramp demand (vph)								641							594						113
Off-Ramp demand (vph)							862					523									318
Ramp-to-Ramp demand (vph)																					
Travel time per vehicle (min)	0.15	0.42		3.16	0.42	0.34	0.29	0.45	0.29	0.79	0.62	0.62	0.24	0.75	0.31	0.16	0.63	0.71	0.30	0.79	0.31
VMTD Veh-miles (Demand)	503	1,369		10,270	1,369	1,119	1,027	1,212	964	2,475	1,928	1,954	964	1,732	984	328	1,313	1,473	984	1,809	926
VMTV Veh-miles (Volume)	503	1,369		10,270	1,369	1,119	1,027	1,212	964	2,475	1,928	1,954	964	1,732	984	328	1,313	1,473	984	1,809	926
VHT travel (hrs)	9.32	25.37		190.28	25.37	20.74	17.56	20.82	16.56	44.74	34.86	35.33	13.85	35.80	18.15	9.09	36.37	40.83	17.56	41.40	17.11
VHD delay (hrs)	2.13	5.81		43.56	5.81	4.75	2.89	3.50	2.78	9.39	7.31	7.41	0.08	11.06	4.09	4.41	17.62	19.78	3.50	15.55	3.88
Space mean speed (mph)	54	54		54	54	54	58	58	58	55	55	55	70	48	54	36	36	36	56	44	54
Segment density (veh/mi/lane)	22	22		22	22	22	21	16	19	20	20	20	16	30	24	48	48	48	29	36	26
Segment density (pc/mi/lane)	26	26		26	26	26	24	18	22	24	24	24	19	34	28	55	55	55	33	41	30
Tolled Express Lane	GP	GP		GP	GP	GP	GP	GP	GP	GP	GP	GP	GP	GP	GP	GP	GP	GP	GP	GP	GP
Space mean speed (mph)	54	54		54	54	54	58	58	58	55	55	55	70	48	54	36	36	36	56	44	54
Travel time per vehicle (min)	0.15	0.42		3.16	0.42	0.34	0.29	0.45	0.29	0.79	0.62	0.62	0.24	0.75	0.31	0.16	0.63	0.71	0.30	0.79	0.31
Volume (vph)	-	-		-	-	-	-	-	-	-	-	-	-	-	-	-	-	-	-	-	-
Level of Service (LOS)																					

SEGMENT	72	73	74	75	76	77	78	79	80	81	82	83	84	85	86	87	88	89	90
Segment Length (ft)	18,155	2,000	425	1,500	3,020	1,500	4,340	1,500	3,245	1,500	5,790	3,075	750	895	1,165	2,870	750	705	2,000
Number of lanes	2	2	2	2	2	2	2	2	2	2	2	2	2	2	2	2	2	2	2
Free Flow Speed (mph)	70	70	70	70	70	70	70	70	70	70	70	70	70	70	70	70	70	70	70
Segment demand (vph)	2,700	2,704	2,704	2,704	2,454	2,923	2,923	2,923	2,479	2,656	2,656	2,656	2,888	2,888	2,888	2,387	2,887	2,887	2,887
On-Ramp demand (vph)				250				444							501				
Off-Ramp demand (vph)						469				177			232				500		
Ramp-to-Ramp demand (vph)																			
Travel time per vehicle (min)	4.06	0.45	0.10	0.31	0.64	0.31	1.03	0.31	0.69	0.30	1.28	0.68	0.15	0.18	0.24	0.60	0.15	0.17	0.47
VMTD Veh-miles (Demand)	9,284	1,024	218	768	1,404	830	2,403	830	1,524	755	2,913	1,547	410	490	637	1,297	410	385	1,094
VMTV Veh-miles (Volume)	9,284	1,024	218	768	1,404	830	2,403	830	1,524	755	2,913	1,547	410	490	637	1,297	410	385	1,094
VHT travel (hrs)	182.71	20.18	4.29	13.93	26.21	14.90	50.30	14.88	28.53	13.39	56.59	30.05	7.29	8.72	11.34	23.93	7.37	7.98	22.63
VHD delay (hrs)	50.08	5.55	1.18	2.95	6.16	3.04	15.98	3.02	6.76	2.61	14.98	7.96	1.43	1.73	2.24	5.40	1.51	2.47	7.00
Space mean speed (mph)	51	51	51	55	54	56	48	56	53	56	51	51	56	56	56	54	56	48	48
Segment density (veh/mi/lane)	27	27	27	24	23	22	31	22	23	22	26	26	23	31	21	22	24	30	30
Segment density (pc/mi/lane)	31	31	31	27	26	26	35	25	27	25	30	30	27	35	24	25	28	34	34
Tolled Express Lane	GP	GP	GP	GP	GP	GP	GP	GP	GP	GP	GP	GP	GP	GP	GP	GP	GP	GP	GP
Space mean speed (mph)	51	51	51	55	54	56	48	56	53	56	51	51	56	56	56	54	56	48	48
Travel time per vehicle (min)	4.06	0.45	0.10	0.31	0.64	0.31	1.03	0.31	0.69	0.30	1.28	0.68	0.15	0.18	0.24	0.60	0.15	0.17	0.47
Volume (vph)	-	-	-	-	-	-	-	-	-	-	-	-	-	-	-	-	-	-	-
Level of Service (LOS)																			

6:45 AM	C	C	C	B	B	B	C	B	C	B	C	C	C	C	B	B	C	C	C
7:00 AM	C	C	C	C	C	C	D	C	C	C	C	C	C	C	C	C	C	C	C
7:15 AM	D	D	D	D	D	C	E	C	D	C	D	D	C	C	C	C	C	D	D
7:30 AM	D	D	D	C	D	C	E	C	D	C	D	D	C	C	C	C	C	D	D
7:45 AM	D	D	D	C	C	C	D	C	C	C	D	D	C	C	C	C	C	E	E
8:00 AM	D	D	D	C	C	C	D	C	D	C	D	D	C	C	C	D	D	E	E
8:15 AM	C	C	C	C	C	C	D	C	C	C	C	C	C	C	C	C	C	D	D
8:30 AM	C	C	C	C	C	C	D	C	C	C	C	C	C	C	C	C	C	D	D

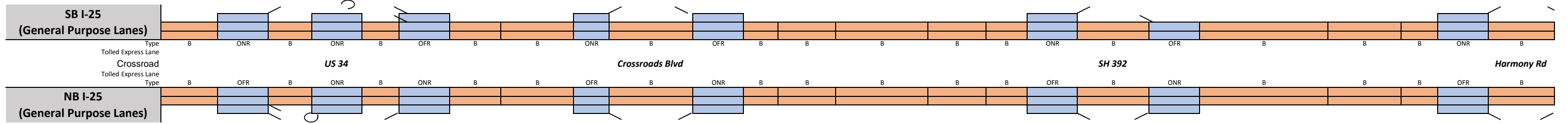


6:45 AM	D	D	D	C	C	C	D	C	D	C	E	D	D	D	C	C	C	D	D
7:00 AM	E	E	E	D	D	D	F	D	E	D	F	D	F	F	D	D	D	F	F
7:15 AM	E	E	E	D	E	D	F	D	F	D	F	E	F	F	D	D	D	F	F
7:30 AM	F	F	F	E	F	F	F	F	F	F	F	F	F	F	F	E	F	F	F
7:45 AM	E	E	E	D	F	F	F	F	F	F	F	F	F	F	D	D	D	F	F
8:00 AM	E	E	E	D	E	F	F	F	F	D	F	E	F	F	D	E	D	F	F
8:15 AM	F	F	F	D	F	F	F	F	F	F	F	F	F	F	D	E	D	F	F
8:30 AM	E	E	E	D	E	F	F	F	F	D	F	E	F	F	D	E	D	F	F

SEGMENT	72	73	74	75	76	77	78	79	80	81	82	83	84	85	86	87	88	89	90
Segment Length (ft)	18,150	2,000	500	1,500	2,890	1,500	4,225	1,500	4,255	1,500	3,160	1,500	3,095	1,610	1,500	2,930	1,500	1,095	2,000
Number of lanes	2	2	2	2	2	2	2	2	2	2	2	2	2	2	2	2	2	2	2
Free Flow Speed (mph)	70	70	70	70	70	70	70	70	70	70	70	70	70	70	70	70	70	70	70
Segment demand (vph)	3,260	3,260	3,260	3,260	3,124	3,684	3,684	3,684	3,476	3,831	3,831	3,831	3,602	3,602	3,602	2,988	3,689	3,689	3,689
On-Ramp demand (vph)						560				355							701		
Off-Ramp demand (vph)				136				208				229			614				
Ramp-to-Ramp demand (vph)																			
Travel time per vehicle (min)	5.00	0.55	0.14	0.30	0.88	0.37	1.25	0.42	1.52	0.33	1.23	0.30	0.99	0.51	0.31	0.69	0.32	0.38	0.69
VMTD Veh-miles (Demand)	11,206	1,235	309	926	1,710	1,047	2,948	1,047	2,801	1,088	2,293	1,088	2,111	1,098	1,023	1,658	1,048	765	1,397
VMTV Veh-miles (Volume)	11,206	1,235	309	926	1,707	1,043	2,914	1,032	2,722	1,060	2,234	1,060	2,058	1,070	997	1,614	1,025	748	1,367
VHT travel (hrs)	271.87	29.96	7.49	16.39	45.66	22.71	75.76	25.15	85.44	20.37	76.37	18.85	57.69	30.01	17.99	33.60	19.48	22.83	41.69
VHD delay (hrs)	111.78	12.32	3.08	3.16	21.27	7.81	34.13	10.41	46.56	5.23	44.46	3.70	28.29	14.72	3.75	10.55	4.83	12.13	22.16
Space mean speed (mph)	41	41	41	57	37	46	38	41	32	52	29	56	36	36	55	48	53	33	33
Segment density (veh/mi/lane)	40	40	40	29	42	37	47	44	53	29	64	31	49	49	29	30	28	55	55
Segment density (pc/mi/lane)	45	45	45	33	48	42	54	50	61	33	73	36	57	57	34	35	32	63	63
Tolled Express Lane	GP	GP	GP	GP	GP	GP	GP	GP	GP	GP	GP	GP	GP	GP	GP	GP	GP	GP	GP
Space mean speed (mph)	41	41	41	57	37	46	38	41	32	52	29	56	36	36	55	48	53	33	33
Travel time per vehicle (min)	5.00	0.55	0.14	0.30	0.88	0.37	1.25	0.42	1.52	0.33	1.23	0.30	0.99	0.51	0.31	0.69	0.32	0.38	0.69
Volume (vph)	-	-	-	-	-	-	-	-	-	-	-	-	-	-	-	-	-	-	-
Level of Service (LOS)																			

SEGMENT	91	92	93	94	95	96	97	98	99	100	101	102	103	104	105	106	107	108	109	110	111	112	113	114
Segment Length (ft)	2,640	1,500	405	755	1,250	1,500	1,435	3,000	1,500	3,480	1,500	700	2,000	4,255	2,000	460	1,500	3,240	1,500	6,730	3,000	455	1,500	3,025
Number of lanes	2	2	2	2	2	2	2	2	2	2	2	2	2	2	2	2	2	2	2	2	2	2	2	2
Free Flow Speed (mph)	70	70	70	70	70	70	70	70	70	70	70	70	70	70	70	70	70	70	70	70	70	70	70	70
Segment demand (vph)	2,887	2,887	2,545	2,545	2,066	2,891	2,891	2,891	2,891	2,226	2,940	2,940	2,940	2,940	2,948	2,948	2,948	2,327	2,874	2,874	2,874	2,874	2,874	1,864
On-Ramp demand (vph)		342		479						665							621						1,010	
Off-Ramp demand (vph)						825					714								547					
Ramp-to-Ramp demand (vph)																								
Travel time per vehicle (min)	0.62	0.30	0.09	0.15	0.25	0.31	0.34	0.71	0.31	0.71	0.31	0.17	0.49	1.04	0.46	0.11	0.30	0.65	0.31	1.50	0.67	0.10	0.30	0.58
VMTD Veh-miles (Demand)	1,444	820	195	364	489	821	786	1,643	821	1,467	835	390	1,114	2,369	1,117	257	838	1,428	816	3,663	1,633	248	816	1,068
VMTV Veh-miles (Volume)	1,444	820	195	364	489	821	786	1,643	821	1,467	835	390	1,114	2,369	1,117	257	838	1,428	816	3,663	1,633	248	816	1,068
VHT travel (hrs)	29.87	14.64	3.71	6.55	8.63	14.95	16.33	34.15	14.80	26.38	15.14	8.35	23.87	50.79	22.50	5.17	14.94	25.40	14.70	72.00	32.09	4.87	14.45	18.13
VHD delay (hrs)	9.24	2.92	0.93	1.35	1.64	3.21	5.11	10.68	3.07	5.42	3.21	2.79	7.96	16.94	6.54	1.51	2.98	5.00	3.03	19.67	8.77	1.33	2.78	2.88
Space mean speed (mph)	48	56	53	56	57	55	48	48	55	56	55	47	47	47	50	50	56	56	56	51	51	51	57	59
Segment density (veh/mi/lane)	30	21	24	20	18	18	30	30	23	20	23	32	32	32	30	30	21	21	27	28	28	28	20	16
Segment density (pc/mi/lane)	34	24	28	23	21	21	35	35	26	23	27	36	36	36	33	33	24	23	30	32	32	32	22	17
Tolled Express Lane	GP	GP	GP	GP	GP	GP	GP	GP	GP	GP	GP	GP	GP	GP	GP	GP	GP	GP	GP	GP	GP	GP	GP	GP
Space mean speed (mph)	48	56	53	56	57	55	48	48	55	56	55	47	47	47	50	50	56	56	56	51	51	51	57	59
Travel time per vehicle (min)	0.62	0.30	0.09	0.15	0.25	0.31	0.34	0.71	0.31	0.71	0.31	0.17	0.49	1.04	0.46	0.11	0.30	0.65	0.31	1.50	0.67	0.10	0.30	0.58
Volume (vph)	-	-	-	-	-	-	-	-	-	-	-	-	-	-	-	-	-	-	-	-	-	-	-	-
Level of Service (LOS)																								

6:45 AM	C	B	C	B	B	B	C	C	B	B	B	C	C	C	C	C	B	B	C	C	C	C	B	A
7:00 AM	C	B	C	B	B	B	C	C	C	B	B	C	C	C	C	C	B	B	C	C	C	C	B	A
7:15 AM	D	C	C	C	C	B	D	D	C	C	C	D	D	D	C	C	C	C	C	D	D	D	B	B
7:30 AM	D	C	D	C	C	C	E	E	C	C	C	E	E	E	E	E	C	C	D	D	D	D	C	B
7:45 AM	E	C	D	C	C	C	E	E	C	C	D	E	E	E	E	E	C	C	D	E	E	E	C	C
8:00 AM	E	C	D	C	C	C	E	E	C	C	E	E	E	E	D	D	C	C	D	D	D	C	C	C
8:15 AM	D	C	C	C	B	B	D	D	C	C	D	D	D	D	D	D	C	C	D	D	D	D	C	B
8:30 AM	D	C	C	C	C	B	D	D	C	C	D	D	D	D	D	D	C	C	D	D	D	D	C	C

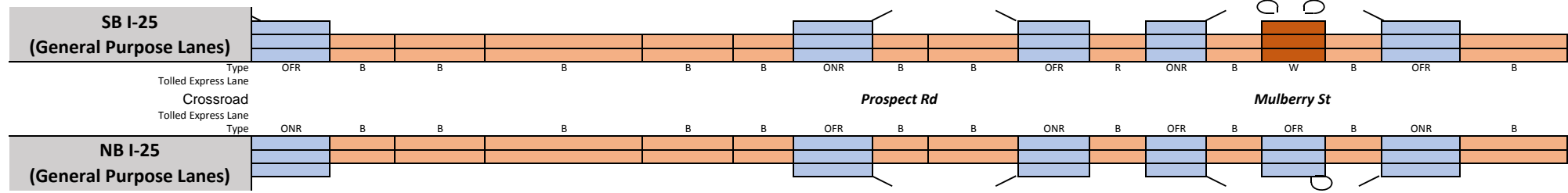


6:45 AM	D	C	C	B	C	C	E	E	C	C	B	D	D	D	D	D	C	C	C	D	D	D	C	B
7:00 AM	F	C	D	C	D	C	E	E	D	D	C	E	E	E	E	E	D	C	C	E	E	E	C	C
7:15 AM	F	C	D	C	E	D	F	F	D	D	C	E	E	E	E	E	D	D	C	E	E	E	D	C
7:30 AM	F	F	E	F	F	F	F	F	F	E	F	F	F	F	F	F	F	E	E	F	F	F	F	D
7:45 AM	F	F	F	F	F	F	F	F	F	C	D	F	F	F	F	F	E	C	D	D	F	F	D	D
8:00 AM	F	E	F	F	F	D	F	F	E	D	D	F	F	F	F	F	D	C	D	F	F	F	D	D
8:15 AM	F	E	F	F	F	F	F	F	F	D	D	F	F	F	F	F	D	E	D	F	F	F	D	D
8:30 AM	F	E	F	F	F	D	F	F	E	D	D	F	F	F	F	F	D	D	D	F	F	F	D	C

SEGMENT	91	92	93	94	95	96	97	98	99	100	101	102	103	104	105	106	107	108	109	110	111	112	113	114
Segment Length (ft)	1,925	1,500	1,050	1,500	600	1,500	1,545	3,000	540	3,680	1,500	500	2,000	4,255	2,000	900	1,500	2,900	1,500	6,630	3,000	600	1,500	2,565
Number of lanes	2	2	2	2	2	2	2	2	2	2	2	2	2	2	2	2	2	2	2	2	2	2	2	2
Free Flow Speed (mph)	70	70	70	70	70	70	70	70	70	70	70	70	70	70	70	70	70	70	70	70	70	70	70	70
Segment demand (vph)	3,689	3,689	2,819	3,253	3,253	3,865	3,865	3,865	3,865	2,892	3,605	3,605	3,605	3,605	3,605	3,605	3,605	2,890	3,580	3,580	3,580	3,580	3,580	2,435
On-Ramp demand (vph)				434		612						713												
Off-Ramp demand (vph)		870							973								715							1,145
Ramp-to-Ramp demand (vph)																								
Travel time per vehicle (min)	0.67	0.33	0.50	0.61	0.27	0.33	0.61	1.18	0.11	0.79	0.32	0.16	0.65	1.53	0.72	0.32	0.31	0.57	0.32	2.33	1.05	0.21	0.31	0.55
VMTD Veh-miles (Demand)	1,345	1,048	561	924	370	1,098	1,131	2,196	395	2,016	1,024	341	1,366	2,905	1,366	614	1,024	1,587	1,017	4,495	2,034	407	1,017	1,183
VMTV Veh-miles (Volume)	1,316	1,025	543	892	356	1,063	1,095	2,126	383	1,950	997	332	1,330	2,905	1,366	614	1,024	1,587	1,017	4,495	2,034	407	1,017	1,183
VHT travel (hrs)	40.13	19.59	22.79	31.86	13.97	20.35	37.78	73.37	7.00	36.87	18.48	9.56	38.24	92.03	43.26	19.47	18.56	27.54	19.15	138.81	62.81	12.56	18.75	22.13
VHD delay (hrs)	21.33	4.94	15.03	19.11	8.89	5.16	22.14	42.99	1.53	9.01	4.23	4.81	19.24	50.53	23.75	10.69	3.93	4.86	4.62	74.59	33.75	6.75	4.22	5.23
Space mean speed (mph)	33	52	24	28	25	52	29	29	55	53	54	35	35	32	32	32	55	58	53	32	32	32	54	53
Segment density (veh/mi/lane)	55	30	57	54	61	28	65	65	31	26	25	50	50	57	57	57	29	25	26	55	55	55	29	23
Segment density (pc/mi/lane)	63	35	66	62	71	32	74	74	35	30	28	58	58	66	66	66	34	29	30	64	64	64	33	26
Tolled Express Lane	GP	GP	GP	GP	GP	GP	GP	GP	GP	GP	GP	GP	GP	GP	GP	GP	GP	GP	GP	GP	GP	GP	GP	GP
Space mean speed (mph)	33	52	24	28	25	52	29	29	55	53	54	35	35	32	32	32	55	58	53	32	32	32	54	53
Travel time per vehicle (min)	0.67	0.33	0.50	0.61	0.27	0.33	0.61	1.18	0.11	0.79	0.32	0.16	0.65	1.53	0.72	0.32	0.31	0.57	0.32	2.33	1.05	0.21	0.31	0.55
Volume (vph)	-	-	-	-	-	-	-	-	-	-	-	-	-	-	-	-	-	-	-	-	-	-	-	-
Level of Service (LOS)																								

SEGMENT	115	116	117	118	119	120	121	122	123	124	125	126	127	128	129	130	131	
Segment Length (ft)	1,500	500	2,000	4,840	2,000	500	1,500	535	2,000	775	715	1,160	700	420	750	1,500	2,700	276,955
Number of lanes	2	2	2	2	2	2	2	2	2	2	2	2	2	3	2	2	2	
Free Flow Speed (mph)	70	70	70	70	70	70	70	70	70	70	70	70	70	70	70	70	70	
Segment demand (vph)	2,811	2,811	2,811	2,811	2,811	2,811	2,811	1,983	1,983	2,265	2,265	2,265	1,877	1,908	1,269	1,507	1,507	
On-Ramp demand (vph)							828					388		639				
Off-Ramp demand (vph)	947									282				31		238		
Ramp-to-Ramp demand (vph)														1				
Travel time per vehicle (min)	0.31	0.11	0.44	1.07	0.44	0.11	0.31	0.10	0.39	0.16	0.14	0.23	0.14	0.09	0.14	0.30	0.51	71.87
VMTD Veh-miles (Demand)	799	266	1,065	2,577	1,065	266	799	201	751	332	307	498	249	152	180	428	771	203,825
VMTV Veh-miles (Volume)	799	266	1,065	2,577	1,065	266	799	201	751	332	307	498	249	152	180	428	771	194,065
VHT travel (hrs)	14.61	5.20	20.78	50.29	20.78	5.20	14.38	3.45	12.88	5.92	5.46	8.67	4.23	2.83	2.98	7.61	12.92	4,704.64
VHD delay (hrs)	3.20	1.39	5.57	13.48	5.57	1.39	2.97	0.58	2.15	1.17	1.08	1.56	0.67	0.66	0.41	1.50	1.91	2,307.63
Space mean speed (mph)	55	51	51	51	51	51	56	58	58	56	56	57	59	54	60	56	60	41
Segment density (veh/mi/lane)	22	27	27	27	27	27	23	17	17	17	15	16	16	11	10	13	13	35
Segment density (pc/mi/lane)	24	31	31	31	31	31	25	19	19	19	17	18	18	13	12	14	15	41
Tolled Express Lane	GP	GP	GP	GP	GP	GP	GP	GP	GP	GP	GP	GP	GP	GP	GP	GP	GP	TEL
Space mean speed (mph)	55	51	51	51	51	51	56	58	58	56	56	57	59	54	60	56	60	-
Travel time per vehicle (min)	0.31	0.11	0.44	1.07	0.44	0.11	0.31	0.10	0.39	0.16	0.14	0.23	0.14	0.09	0.14	0.30	0.51	70.16
Volume (vph)	-	-	-	-	-	-	-	-	-	-	-	-	-	-	-	-	-	1.71
Level of Service (LOS)																		

6:45 AM	B	B	B	B	B	B	B	A	A	A	A	A	A	A	A	A	A	A
7:00 AM	B	B	B	B	B	B	B	A	A	B	B	A	A	A	A	A	A	A
7:15 AM	C	C	C	C	C	C	C	B	B	B	B	B	B	A	B	B	B	B
7:30 AM	C	D	D	D	D	D	D	C	B	B	B	B	B	A	B	B	B	B
7:45 AM	C	E	E	E	E	E	D	C	C	B	B	B	C	B	B	B	B	B
8:00 AM	C	D	D	D	D	D	C	C	C	C	C	B	C	B	B	B	B	B
8:15 AM	C	D	D	D	D	D	C	C	C	B	B	B	C	B	B	B	B	B
8:30 AM	C	D	D	D	D	D	C	C	C	B	B	B	C	B	B	B	B	B

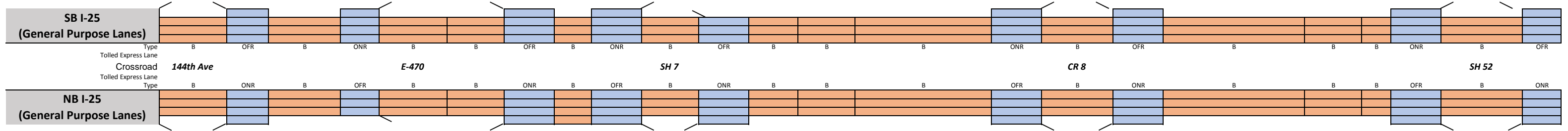


6:45 AM	B	C	C	C	C	C	A	A	A	A	B	B	A	A	A	A	A	A
7:00 AM	B	C	C	C	C	C	A	B	B	B	B	B	B	A	A	A	A	A
7:15 AM	C	D	D	D	D	D	B	B	B	B	B	B	B	A	A	A	A	A
7:30 AM	C	E	E	E	E	E	B	C	C	B	D	C	C	B	B	B	B	B
7:45 AM	C	E	E	E	E	E	B	C	C	B	D	C	C	B	B	B	B	B
8:00 AM	C	D	D	D	D	D	B	C	C	B	C	C	B	B	B	A	B	B
8:15 AM	C	D	D	D	D	D	B	C	C	B	C	C	C	B	B	B	B	B
8:30 AM	C	D	D	D	D	D	B	C	C	B	C	C	B	B	B	A	B	B

SEGMENT	115	116	117	118	119	120	121	122	123	124	125	126	127	128	129	130	131	
Segment Length (ft)	1,500	900	2,000	4,840	2,000	740	1,500	525	2,000	1,165	570	750	510	840	550	1,500	2,700	277,130
Number of lanes	2	2	2	2	2	2	2	2	2	2	2	2	2	2	2	2	2	2
Free Flow Speed (mph)	70	70	70	70	70	70	70	70	70	70	70	70	70	70	70	70	70	70
Segment demand (vph)	2,896	2,896	2,896	2,896	2,896	2,896	2,896	1,963	1,963	2,280	2,280	2,280	1,777	1,777	1,218	1,401	1,401	
On-Ramp demand (vph)	461									317							183	
Off-Ramp demand (vph)							933					503		559				
Ramp-to-Ramp demand (vph)																		
Travel time per vehicle (min)	0.31	0.22	0.48	1.16	0.48	0.18	0.31	0.10	0.40	0.23	0.12	0.15	0.10	0.19	0.10	0.29	0.51	70.61
VMTD Veh-miles (Demand)	823	494	1,097	2,655	1,097	406	823	195	744	503	246	324	172	283	127	398	716	194,940
VMTV Veh-miles (Volume)	823	494	1,097	2,655	1,097	406	823	195	744	503	246	324	172	283	127	398	716	193,377
VHT travel (hrs)	14.77	10.42	23.16	56.04	23.16	8.57	15.04	3.41	13.01	8.73	4.51	5.82	2.96	5.59	2.09	6.84	11.95	4,353.39
VHD delay (hrs)	3.01	3.37	7.49	18.11	7.49	2.77	3.28	0.63	2.39	1.55	0.99	1.19	0.50	1.55	0.28	1.15	1.71	1,507.17
Space mean speed (mph)	56	47	47	47	47	47	55	57	57	58	55	56	58	51	61	58	60	44
Segment density (veh/mi/lane)	22	31	31	31	31	31	14	17	17	15	21	19	15	12	10	9	12	32
Segment density (pc/mi/lane)	25	35	35	35	35	35	16	20	20	17	24	22	18	14	12	10	13	37
Tolled Express Lane	GP	GP	GP	GP	GP	GP	GP	GP	GP	GP	GP	GP	GP	GP	GP	GP	GP	TEL
Space mean speed (mph)	56	47	47	47	47	47	55	57	57	58	55	56	58	51	61	58	60	-
Travel time per vehicle (min)	0.31	0.22	0.48	1.16	0.48	0.18	0.31	0.10	0.40	0.23	0.12	0.15	0.10	0.19	0.10	0.29	0.51	68.91
Volume (vph)	-	-	-	-	-	-	-	-	-	-	-	-	-	-	-	-	-	1.70
Level of Service (LOS)																		

SEGMENT	29	30	31	32	33	34	35	36	37	38	39	40	41	42	43	44	45	46	47	48	49	50	51		
Segment Length (ft)	2,720	1,280	3,000	1,280	3,650	2,000	750	685	750	2,535	1,500	520	2,000		7,390	1,500	2,750	1,500		7,610	2,000	295	1,500	3,030	1,500
Number of lanes	3	3	3	3	3	3	3	3	3	3	3	3	3		3	3	3	3		3	3	3	3	3	3
Free Flow Speed (mph)	65	65	65	65	70	70	70	70	70	70	70	70	70		70	70	70	70		70	70	70	70	70	70
Segment demand (vph)	5,370	6,154	6,154	6,154	5,229	5,229	5,856	5,856	5,856	4,860	6,450	6,450	6,450		6,450	6,450	5,558	5,981		5,981	5,981	5,981	4,700	5,063	
On-Ramp demand (vph)				925						996							892						1,281		
Off-Ramp demand (vph)		784						627				1,590													363
Ramp-to-Ramp demand (vph)																									
Travel time per vehicle (min)	1.61	0.50	1.09	0.43	1.58	0.73	0.19	0.23	0.18	0.58	0.30	0.21	0.80		2.94	0.32	1.41	0.61		3.28	0.80	0.12	0.32	1.02	0.29
VMTD Veh-miles (Demand)	2,766	1,492	3,497	1,492	3,615	1,981	832	760	832	2,333	1,832	635	2,443		9,028	1,832	2,895	1,699		8,620	2,266	334	1,699	2,697	1,438
VMTV Veh-miles (Volume)	2,270	1,240	2,919	1,257	3,052	1,713	730	669	735	2,016	1,601	555	2,134		7,887	1,601	2,470	1,454		7,374	2,134	315	1,601	2,695	1,434
VHT travel (hrs)	118.34	42.30	93.61	37.12	116.09	54.87	16.52	19.95	15.66	40.86	28.17	19.44	74.77		276.28	29.73	111.24	51.69		279.40	74.77	11.03	29.62	79.92	24.35
VHD delay (hrs)	83.41	23.22	48.71	53.70	72.50	30.41	6.09	10.39	5.17	12.06	5.30	11.51	44.28		163.62	10.84	75.95	30.93		174.07	44.28	6.53	221.33	41.42	3.87
Space mean speed (mph)	19	29	31	34	26	31	44	34	47	49	57	29	29		29	54	22	28		26	29	29	54	34	59
Segment density (veh/mi/lane)	77	58	55	51	56	48	39	51	37	28	33	66	66		66	35	71	61		65	66	66	35	46	29
Segment density (pc/mi/lane)	88	67	63	59	64	56	45	59	42	33	38	76	76		76	40	82	70		74	76	76	40	53	33
Tolled Express Lane	GP	GP	GP	GP	GP	GP	GP	GP	GP	GP	GP	GP	GP		GP	GP	GP	GP		GP	GP	GP	GP	GP	GP
Space mean speed (mph)	19	29	31	34	26	31	44	34	47	49	57	29	29		29	54	22	28		26	29	29	54	34	59
Travel time per vehicle (min)	1.61	0.50	1.09	0.43	1.58	0.73	0.19	0.23	0.18	0.58	0.30	0.21	0.80		2.94	0.32	1.41	0.61		3.28	0.80	0.12	0.32	1.02	0.29
Volume (vph)	-	-	-	-	-	-	-	-	-	-	-	-	-		-	-	-	-		-	-	-	-	-	-
Level of Service (LOS)																									

6:45 AM	E	F	F	F	E	E	D	F	D	D	F	F	F	F	F	F	F	F	F	F	F	F	F	D	C
7:00 AM	E	F	F	F	E	E	F	F	F	E	F	F	F	F	F	F	F	F	F	F	F	F	F	E	C
7:15 AM	F	F	F	F	E	E	F	F	F	D	F	F	F	F	F	F	F	F	F	F	F	F	F	F	C
7:30 AM	F	F	F	F	D	E	F	F	F	D	F	F	F	F	F	F	F	F	F	F	F	F	F	F	C
7:45 AM	F	F	F	F	F	E	F	F	F	D	F	F	F	F	F	F	F	F	F	F	F	F	F	F	C
8:00 AM	F	F	F	F	F	F	F	F	F	D	F	F	F	F	F	F	F	F	F	F	F	F	F	E	C
8:15 AM	F	F	F	F	F	F	F	F	F	F	F	F	F	F	F	F	F	F	F	F	F	F	F	C	C
8:30 AM	F	F	F	F	F	F	F	F	F	F	F	F	F	F	F	F	F	F	F	F	F	F	D	D	C

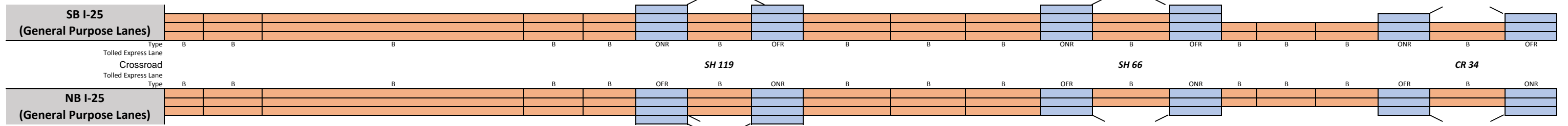


6:45 AM	D	C	C	D	D	D	C	C	C	C	C	D	D	D	D	C	D	C	D	D	C	C	C	B
7:00 AM	D	C	D	D	E	E	D	D	D	D	C	E	E	E	E	C	D	C	E	E	E	D	D	B
7:15 AM	D	C	D	D	E	C	D	D	D	D	C	E	E	E	E	C	D	C	E	E	E	C	D	B
7:30 AM	E	C	D	D	E	E	D	D	D	E	C	F	F	F	F	D	E	C	F	F	F	D	D	C
7:45 AM	D	D	D	D	E	E	F	D	F	D	C	F	F	F	F	D	C	C	E	E	E	D	D	B
8:00 AM	D	C	C	D	D	D	D	D	C	D	C	E	E	E	E	C	D	C	E	E	E	C	D	B
8:15 AM	D	C	C	D	D	D	D	D	C	D	C	E	E	E	E	C	D	C	E	E	E	C	D	B
8:30 AM	D	C	C	D	D	D	C	D	C	D	C	E	E	E	E	C	D	C	E	E	E	C	D	B

SEGMENT	29	30	31	32	33	34	35	36	37	38	39	40	41	42	43	44	45	46	47	48	49	50	51		
Segment Length (ft)	2,714	935	2,976	750	2,725	2,000	1,500	645	1,500	2,005	1,500	1,470	2,000		7,240	1,500	2,955	1,500		7,555	2,000	155	1,500	3,580	750
Number of lanes	3	3	4	3	3	3	3	4	3	3	3	3	3		3	3	3	3		3	3	3	3	3	3
Free Flow Speed (mph)	65	65	65	65	70	70	70	70	70	70	70	70	70		70	70	70	70		70	70	70	70	70	70
Segment demand (vph)	4,237	4,859	4,859	4,859	4,568	4,568	5,502	5,502	5,502	4,167	4,962	4,962	4,962		4,962	4,962	4,331	4,796		4,796	4,796	4,796	4,796	3,868	4,277
On-Ramp demand (vph)		622					934				795														409
Off-Ramp demand (vph)				291					1,335							631							928		
Ramp-to-Ramp demand (vph)																									
Travel time per vehicle (min)	0.66	0.20	0.67	0.15	0.67	0.45	0.32	0.14	0.30	0.45	0.30	0.41	0.56		2.03	0.29	0.69	0.30		2.01	0.53	0.04	0.29	0.78	0.15
VMTD Veh-miles (Demand)	2,178	860	2,739	690	2,358	1,730	1,563	672	1,563	1,582	1,410	1,381	1,880		6,804	1,410	2,424	1,363		6,862	1,817	141	1,363	2,623	608
VMTV Veh-miles (Volume)	2,141	848	2,698	680	2,323	1,705	1,544	664	1,544	1,563	1,395	1,367	1,860		6,734	1,395	2,399	1,350		6,862	1,817	141	1,363	2,623	608
VHT travel (hrs)	45.77	16.10	53.37	12.25	49.90	33.82	28.96	13.11	27.23	31.20	24.85	33.78	45.96		166.36	23.84	49.44	23.83		160.88	42.59	3.30	23.48	50.16	10.47
VHD delay (hrs)	12.83	3.06	11.86	1.79	16.71	9.46	6.90	3.62	5.17	8.88	4.92	14.25	19.38		70.17	3.91	15.17	4.55		62.84	16.64	1.29	4.02	12.69	1.79
Space mean speed (mph)	47	53	51	55	47	50	53	51	57	50	56	40	40		40	59	49	57		43	43	43	58	52	58
Segment density (veh/mi/lane)	30	30	24	29	32	30	34	27	32	27	29	40	40		40	28	29	28		37	37	37	28	25	25
Segment density (pc/mi/lane)	34	35	27	33	37	34	39	31	37	31	34	47	47		47	32	34	32		43	43	43	32	28	28
Tolled Express Lane	GP	GP	GP	GP	GP	GP	GP	GP	GP	GP	GP	GP	GP		GP	GP	GP	GP		GP	GP	GP	GP	GP	GP
Space mean speed (mph)	47	53	51	55	47	50	53	51	57	50	56	40	40		40	59	49	57		43	43	43	58	52	58
Travel time per vehicle (min)	0.66	0.20	0.67	0.15	0.67	0.45	0.32	0.14	0.30	0.45	0.30	0.41	0.56		2.03	0.29	0.69	0.30		2.01	0.53	0.04	0.29	0.78	0.15
Volume (vph)	-	-	-	-	-	-	-	-	-	-	-	-	-		-	-	-	-		-	-	-	-	-	-
Level of Service (LOS)																									

SEGMENT	52	53	54	55	56	57	58	59	60	61	62	63	64	65	66	67	68	69	70	71	
Segment Length (ft)	400	2,000		14,995	2,000	745	750	4,315	1,500	3,500	3,000	3,240	1,500	2,995	1,500	490	2,000	2,280	1,500	2,995	1,500
Number of lanes	3	3		3	3	3	3	3	3	3	3	3	3	3	3	2	2	2	2	2	2
Free Flow Speed (mph)	70	70		70	70	70	70	70	70	70	70	70	70	70	70	70	70	70	70	70	70
Segment demand (vph)	5,063	5,063		5,063	5,063	5,063	5,063	3,138	4,100	4,100	4,100	4,100	3,228	3,782	3,782	3,782	3,782	3,782	2,913	3,165	
On-Ramp demand (vph)							1,925					872							869		
Off-Ramp demand (vph)								962							554						
Ramp-to-Ramp demand (vph)																					
Travel time per vehicle (min)	0.12	0.58		4.33	0.58	0.22	0.16	0.86	0.29	0.78	0.67	0.73	0.30	0.60	0.29	0.20	0.80	0.91	0.33	1.25	0.29
VMTD Veh-miles (Demand)	384	1,918		14,379	1,918	714	719	2,564	1,165	2,718	2,330	2,516	1,165	1,831	1,074	351	1,433	1,633	1,074	1,652	899
VMTV Veh-miles (Volume)	382	1,911		14,331	1,911	712	717	2,551	1,159	2,703	2,317	2,503	1,159	1,819	1,067	349	1,423	1,622	1,067	1,638	899
VHT travel (hrs)	9.71	48.55		364.03	48.55	18.09	13.40	44.93	19.95	53.29	45.68	49.33	20.18	32.26	18.11	12.21	49.85	56.83	20.58	59.97	15.56
VHD delay (hrs)	4.25	21.25		159.30	21.25	7.91	3.16	8.49	3.40	14.67	12.57	13.58	3.63	6.28	2.87	7.23	29.52	33.65	12.35	36.57	2.71
Space mean speed (mph)	39	39		39	39	39	53	57	58	51	51	51	57	56	59	29	29	29	52	27	58
Segment density (veh/mi/lane)	43	43		43	43	43	31	18	23	27	27	24	19	21	66	66	66	29	53	26	
Segment density (pc/mi/lane)	49	49		49	49	49	36	21	27	31	31	27	22	24	76	76	76	33	61	30	
Tolled Express Lane	GP	GP		GP	GP	GP	GP	GP	GP	GP	GP	GP	GP	GP	GP	GP	GP	GP	GP	GP	
Space mean speed (mph)	39	39		39	39	39	53	57	58	51	51	51	57	56	59	29	29	29	52	27	58
Travel time per vehicle (min)	0.12	0.58		4.33	0.58	0.22	0.16	0.86	0.29	0.78	0.67	0.73	0.30	0.60	0.29	0.20	0.80	0.91	0.33	1.25	0.29
Volume (vph)	-	-		-	-	-	-	-	-	-	-	-	-	-	-	-	-	-	-	-	-
Level of Service (LOS)																					

6:45 AM	E	E	E	E	E	D	B	C	C	C	C	C	B	B	E	E	E	E	C	C	C
7:00 AM	F	F	F	F	F	D	C	C	D	D	D	C	C	C	F	F	F	F	D	E	D
7:15 AM	F	F	F	F	F	D	C	C	D	D	D	C	C	C	F	F	F	F	F	F	D
7:30 AM	F	F	F	F	F	D	C	C	D	D	D	C	C	C	F	F	F	F	F	F	D
7:45 AM	F	F	F	F	F	D	C	C	D	D	D	C	C	C	F	F	F	F	D	F	C
8:00 AM	F	F	F	F	F	D	C	C	D	D	D	C	C	C	F	F	F	F	D	F	D
8:15 AM	E	E	E	E	E	D	C	C	D	D	D	C	C	C	F	F	F	F	D	C	C
8:30 AM	D	D	D	D	D	C	B	C	C	C	C	B	B	B	E	E	E	E	C	C	C

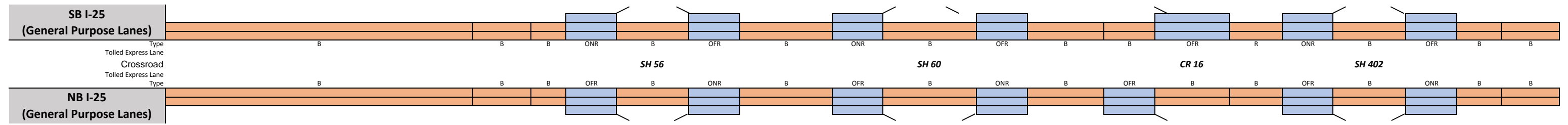


6:45 AM	D	D	D	D	D	B	C	B	C	C	C	C	E	D	F	F	F	F	D	E	D
7:00 AM	D	D	D	D	D	B	C	C	D	D	D	D	F	F	F	F	F	F	F	F	F
7:15 AM	D	D	D	D	D	B	C	C	D	D	D	F	F	F	F	F	F	F	F	F	D
7:30 AM	E	E	E	E	E	B	C	C	D	C	F	F	F	F	F	F	F	F	F	F	F
7:45 AM	D	D	D	D	D	B	C	C	D	F	F	F	F	F	F	F	F	F	F	F	F
8:00 AM	D	D	D	D	D	B	C	C	D	F	F	F	F	F	F	F	F	F	F	F	D
8:15 AM	D	D	D	D	D	B	C	C	F	F	F	F	F	F	F	F	F	F	F	F	F
8:30 AM	D	D	D	D	D	B	C	C	F	F	F	F	F	F	F	F	F	F	F	F	D

SEGMENT	52	53	54	55	56	57	58	59	60	61	62	63	64	65	66	67	68	69	70	71	
Segment Length (ft)	735	2,000		15,000	2,000	1,635	1,500	2,325	1,500	3,850	3,000	3,040	1,500	3,185	1,500	500	2,000	2,245	1,500	3,035	1,500
Number of lanes	3	3		3	3	3	3	3	3	3	3	3	3	2	2	2	2	2	2	2	2
Free Flow Speed (mph)	70	70		70	70	70	70	70	70	70	70	70	70	70	70	70	70	70	70	70	70
Segment demand (vph)	4,277	4,277		4,277	4,277	4,277	4,277	3,320	4,008	4,008	4,008	4,008	4,008	3,435	4,069	4,069	4,069	4,069	4,069	3,729	3,890
On-Ramp demand (vph)									688						634						
Off-Ramp demand (vph)							957					573								340	
Ramp-to-Ramp demand (vph)																					
Travel time per vehicle (min)	0.17	0.47		3.50	0.47	0.38	0.29	0.47	0.30	0.85	1.26	1.97	1.23	1.69	0.32	0.20	0.80	0.89	0.30	0.92	0.32
VMTD Veh-miles (Demand)	595	1,620		12,151	1,620	1,324	1,215	1,462	1,139	2,923	2,277	2,308	1,139	2,072	1,156	385	1,541	1,730	1,156	2,143	1,105
VMTV Veh-miles (Volume)	595	1,620		12,151	1,620	1,324	1,215	1,462	1,139	2,895	2,183	2,133	1,039	1,884	1,067	356	1,423	1,597	1,067	1,981	1,025
VHT travel (hrs)	12.23	33.27		249.54	33.27	27.20	20.91	26.22	19.80	56.54	80.39	121.53	75.19	87.95	20.28	12.46	49.85	55.95	19.03	52.82	19.52
VHD delay (hrs)	3.72	10.13		75.96	10.13	8.28	3.55	5.34	3.54	15.18	49.20	91.06	60.34	61.04	5.04	7.38	29.52	33.14	3.79	24.52	4.88
Space mean speed (mph)	49	49		49	49	49	58	56	57	51	27	18	14	21	53	29	29	29	56	38	52
Segment density (veh/mi/lane)	29	29		29	29	29	25	20	23	26	47	70	88	73	27	66	66	66	31	46	29
Segment density (pc/mi/lane)	34	34		34	34	34	28	23	27	30	54	81	101	84	30	76	76	76	36	53	33
Tolled Express Lane	GP	GP		GP	GP	GP	GP	GP	GP	GP	GP	GP	GP	GP	GP	GP	GP	GP	GP	GP	
Space mean speed (mph)	49	49		49	49	49	58	56	57	51	27	18	14	21	53	29	29	29	56	38	52
Travel time per vehicle (min)	0.17	0.47		3.50	0.47	0.38	0.29	0.47	0.30	0.85	1.26	1.97	1.23	1.69	0.32	0.20	0.80	0.89	0.30	0.92	0.32
Volume (vph)	-	-		-	-	-	-	-	-	-	-	-	-	-	-	-	-	-	-	-	-
Level of Service (LOS)																					

SEGMENT	72	73	74	75	76	77	78	79	80	81	82	83	84	85	86	87	88	89	90
Segment Length (ft)	18,155	2,000	425	1,500	3,020	1,500	4,340	1,500	3,245	1,500	5,790	3,075	750	895	1,165	2,870	750	705	2,000
Number of lanes	2	2	2	2	2	2	2	2	2	2	2	2	2	2	2	2	2	2	2
Free Flow Speed (mph)	70	70	70	70	70	70	70	70	70	70	70	70	70	70	70	70	70	70	70
Segment demand (vph)	3,165	3,169	3,169	3,169	2,952	3,529	3,529	3,529	2,890	3,446	3,446	3,446	3,721	3,721	3,721	2,942	3,523	3,523	3,523
On-Ramp demand (vph)				217				639							779				
Off-Ramp demand (vph)						577				556			275				581		
Ramp-to-Ramp demand (vph)																			
Travel time per vehicle (min)	4.79	0.53	0.11	0.32	0.73	0.31	1.42	0.32	0.76	0.31	1.76	0.93	0.15	0.19	0.25	0.61	0.15	0.23	0.65
VMTD Veh-miles (Demand)	10,883	1,200	255	900	1,688	1,003	2,901	1,003	1,776	979	3,779	2,007	529	631	821	1,599	500	470	1,334
VMTV Veh-miles (Volume)	10,883	1,199	255	900	1,687	1,002	2,898	1,002	1,774	978	3,775	2,005	528	630	820	1,597	500	470	1,334
VHT travel (hrs)	252.92	27.82	5.91	16.72	35.89	18.05	83.41	18.77	36.73	17.61	100.74	53.50	9.40	11.99	15.61	29.92	9.02	13.46	38.19
VHD delay (hrs)	97.45	10.68	2.27	3.87	11.79	3.74	42.01	4.46	11.39	3.64	46.81	24.86	1.86	2.99	3.89	7.11	1.87	6.74	19.12
Space mean speed (mph)	43	43	43	54	47	55	35	53	48	56	37	37	56	53	53	53	53	55	35
Segment density (veh/mi/lane)	37	37	37	27	31	28	51	26	30	29	46	46	31	38	27	28	29	50	50
Segment density (pc/mi/lane)	42	42	42	31	36	32	58	30	34	33	53	53	35	43	31	32	34	58	58
Tolled Express Lane	GP	GP	GP	GP	GP	GP	GP	GP	GP	GP	GP	GP	GP	GP	GP	GP	GP	GP	GP
Space mean speed (mph)	43	43	43	54	47	55	35	53	48	56	37	37	56	53	53	53	53	55	35
Travel time per vehicle (min)	4.79	0.53	0.11	0.32	0.73	0.31	1.42	0.32	0.76	0.31	1.76	0.93	0.15	0.19	0.25	0.61	0.15	0.23	0.65
Volume (vph)	-	-	-	-	-	-	-	-	-	-	-	-	-	-	-	-	-	-	-
Level of Service (LOS)																			

6:45 AM	C	C	C	C	C	C	D	C	C	D	E	E	D	D	C	D	D	E	E
7:00 AM	E	E	E	D	E	D	F	D	D	D	F	F	D	D	D	D	D	F	F
7:15 AM	F	F	F	D	E	D	F	D	D	D	F	F	F	F	F	D	D	F	F
7:30 AM	F	F	F	D	E	D	F	D	D	D	F	F	F	F	F	D	D	F	F
7:45 AM	D	E	E	D	D	D	F	D	D	D	F	F	D	D	D	C	D	F	F
8:00 AM	E	E	E	D	D	D	F	D	D	D	F	F	F	F	F	D	E	F	F
8:15 AM	D	D	D	C	D	C	E	C	D	D	E	E	D	D	D	C	D	E	E
8:30 AM	D	D	D	C	C	C	E	C	D	C	E	E	D	D	C	D	D	E	E

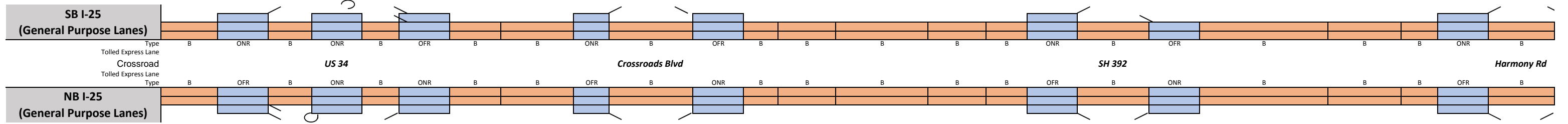


6:45 AM	F	F	F	D	E	D	F	F	F	F	F	F	F	F	F	D	D	D	E	E
7:00 AM	F	F	F	F	F	F	F	F	F	F	F	F	F	F	F	F	D	D	F	F
7:15 AM	F	F	F	F	F	F	F	F	F	F	F	F	F	F	F	F	D	D	F	F
7:30 AM	F	F	F	F	F	F	F	F	F	F	F	F	F	F	F	F	D	D	F	F
7:45 AM	F	F	F	F	F	F	F	F	F	F	F	F	F	F	F	F	D	D	F	F
8:00 AM	F	F	F	F	F	F	F	F	F	F	F	F	F	F	F	F	D	D	E	D
8:15 AM	F	F	F	F	F	F	F	F	F	F	F	F	F	F	F	F	D	D	F	F
8:30 AM	F	F	F	F	F	F	F	F	F	F	F	F	F	F	F	F	D	D	F	F

SEGMENT	72	73	74	75	76	77	78	79	80	81	82	83	84	85	86	87	88	89	90
Segment Length (ft)	18,150	2,000	500	1,500	2,890	1,500	4,225	1,500	4,255	1,500	3,160	1,500	3,095	1,610	1,500	2,930	1,500	1,095	2,000
Number of lanes	2	2	2	2	2	2	2	2	2	2	2	2	2	2	2	2	2	2	2
Free Flow Speed (mph)	70	70	70	70	70	70	70	70	70	70	70	70	70	70	70	70	70	70	70
Segment demand (vph)	3,890	3,890	3,890	3,890	3,682	4,252	4,252	4,252	3,748	4,452	4,452	4,452	4,128	4,128	4,128	3,300	4,001	4,001	4,001
On-Ramp demand (vph)						570				704									
Off-Ramp demand (vph)				208				504				324			828				
Ramp-to-Ramp demand (vph)																			
Travel time per vehicle (min)	9.79	1.12	0.27	0.84	1.91	0.57	1.66	0.59	2.37	0.33	1.26	0.30	0.98	0.51	0.31	0.66	0.32	0.34	0.53
VMTD Veh-miles (Demand)	13,372	1,473	368	1,105	2,015	1,208	3,402	1,208	3,020	1,265	2,664	1,265	2,420	1,259	1,173	1,831	1,137	830	1,516
VMTV Veh-miles (Volume)	10,675	1,174	293	879	1,599	991	2,778	985	2,460	1,067	2,248	1,067	2,053	1,068	995	1,533	984	718	1,312
VHT travel (hrs)	506.51	57.93	13.91	43.37	93.17	33.24	96.12	33.86	120.34	20.57	78.76	18.99	56.94	29.62	18.05	30.55	18.43	19.68	30.34
VHD delay (hrs)	354.01	41.16	9.72	30.81	70.33	19.09	56.43	19.78	85.20	5.32	46.64	3.75	27.60	14.36	3.83	8.65	4.37	9.41	11.59
Space mean speed (mph)	21	20	21	20	17	30	29	29	20	52	29	56	36	36	55	50	53	37	43
Segment density (veh/mi/lane)	74	76	73	76	85	58	60	60	75	29	66	31	49	49	29	28	27	47	40
Segment density (pc/mi/lane)	85	88	84	88	98	67	69	69	86	33	76	36	56	56	34	32	31	55	46
Tolled Express Lane	GP	GP	GP	GP	GP	GP	GP	GP	GP	GP	GP	GP	GP	GP	GP	GP	GP	GP	GP
Space mean speed (mph)	21	20	21	20	17	30	29	29	20	52	29	56	36	36	55	50	53	37	43
Travel time per vehicle (min)	9.79	1.12	0.27	0.84	1.91	0.57	1.66	0.59	2.37	0.33	1.26	0.30	0.98	0.51	0.31	0.66	0.32	0.34	0.53
Volume (vph)	-	-	-	-	-	-	-	-	-	-	-	-	-	-	-	-	-	-	-
Level of Service (LOS)																			

SEGMENT	91	92	93	94	95	96	97	98	99	100	101	102	103	104	105	106	107	108	109	110	111	112	113	114
Segment Length (ft)	2,640	1,500	405	755	1,250	1,500	1,435	3,000	1,500	3,480	1,500	700	2,000	4,255	2,000	460	1,500	3,240	1,500	6,730	3,000	455	1,500	3,025
Number of lanes	2	2	2	2	2	2	2	2	2	2	2	2	2	2	2	2	2	2	2	2	2	2	2	2
Free Flow Speed (mph)	70	70	70	70	70	70	70	70	70	70	70	70	70	70	70	70	70	70	70	70	70	70	70	70
Segment demand (vph)	3,523	3,523	2,936	2,936	2,305	3,318	3,318	3,318	3,318	2,653	3,290	3,290	3,290	3,290	3,298	3,298	3,298	2,628	3,234	3,234	3,234	3,234	3,234	2,259
On-Ramp demand (vph)		587		631						665							670						975	
Off-Ramp demand (vph)						1,013					637								606					
Ramp-to-Ramp demand (vph)																								
Travel time per vehicle (min)	0.86	0.32	0.10	0.16	0.26	0.31	0.41	0.86	0.32	0.77	0.31	0.20	0.57	1.22	0.51	0.12	0.31	0.68	0.31	1.65	0.73	0.11	0.31	0.60
VMTD Veh-miles (Demand)	1,762	1,001	225	420	546	943	902	1,885	943	1,749	935	436	1,246	2,651	1,249	287	937	1,613	919	4,122	1,838	279	919	1,294
VMTV Veh-miles (Volume)	1,762	1,001	225	420	546	943	902	1,885	943	1,749	935	436	1,246	2,651	1,249	287	937	1,613	919	4,122	1,838	279	919	1,294
VHT travel (hrs)	50.41	18.70	4.79	7.69	10.00	17.28	22.72	47.49	17.47	34.13	16.89	10.98	31.38	66.77	27.86	6.41	17.05	29.82	16.58	88.85	39.61	6.01	16.55	22.77
VHD delay (hrs)	25.24	4.40	1.58	1.69	2.20	3.82	9.83	20.56	4.00	9.15	3.54	4.75	13.58	28.89	10.01	2.30	3.67	6.79	3.45	29.96	13.36	2.03	3.43	4.28
Space mean speed (mph)	35	54	47	55	55	55	40	40	54	51	55	40	40	40	45	45	55	54	55	46	46	46	56	57
Segment density (veh/mi/lane)	50	26	31	23	21	22	42	42	26	26	41	41	41	41	37	37	24	24	30	35	35	35	23	20
Segment density (pc/mi/lane)	58	30	36	27	24	25	48	48	30	30	48	48	48	48	41	41	27	27	33	39	39	39	25	22
Tolled Express Lane	GP	GP	GP	GP	GP	GP	GP	GP	GP	GP	GP	GP	GP	GP	GP	GP	GP	GP	GP	GP	GP	GP	GP	GP
Space mean speed (mph)	35	54	47	55	55	55	40	40	54	51	55	40	40	40	45	45	55	54	55	46	46	46	56	57
Travel time per vehicle (min)	0.86	0.32	0.10	0.16	0.26	0.31	0.41	0.86	0.32	0.77	0.31	0.20	0.57	1.22	0.51	0.12	0.31	0.68	0.31	1.65	0.73	0.11	0.31	0.60
Volume (vph)	-	-	-	-	-	-	-	-	-	-	-	-	-	-	-	-	-	-	-	-	-	-	-	-
Level of Service (LOS)																								

6:45 AM	E	C	D	C	B	B	D	D	C	C	C	E	E	E	D	D	C	C	D	D	D	D	C	B
7:00 AM	F	D	D	C	C	C	E	E	D	D	C	E	E	E	D	D	C	C	D	D	D	D	C	B
7:15 AM	F	D	D	C	C	C	E	E	C	C	C	D	D	D	D	C	C	C	D	D	D	D	C	B
7:30 AM	F	D	D	C	C	C	F	F	D	D	D	F	F	F	E	E	C	D	D	D	E	E	C	C
7:45 AM	F	D	E	C	C	C	F	F	D	D	D	F	F	F	F	F	D	D	E	E	E	E	C	C
8:00 AM	F	D	E	D	D	C	F	F	D	D	D	F	F	F	E	E	C	D	D	D	E	E	C	C
8:15 AM	E	C	D	C	C	C	E	E	D	D	D	F	F	F	E	E	C	D	D	D	E	E	C	C
8:30 AM	E	C	D	C	C	C	E	E	C	D	D	E	E	E	E	E	C	C	D	D	E	E	C	C

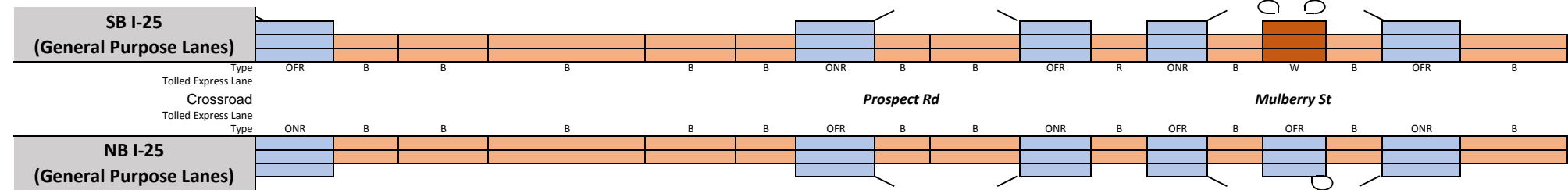


6:45 AM	E	C	D	C	E	F	F	F	F	D	C	F	F	F	F	F	D	D	D	F	F	F	D	C
7:00 AM	F	F	D	C	F	F	F	F	F	E	F	F	F	F	F	F	F	D	D	F	F	F	F	D
7:15 AM	F	F	D	F	F	F	F	F	F	E	C	F	F	F	F	F	E	D	D	F	F	F	D	D
7:30 AM	F	F	F	F	F	F	F	F	F	F	F	F	F	F	F	F	F	F	F	F	F	F	F	D
7:45 AM	F	F	F	F	F	F	F	F	F	D	F	F	F	F	F	F	F	F	F	F	F	F	F	D
8:00 AM	E	F	F	F	F	F	F	F	F	C	F	F	F	F	F	F	F	F	F	F	F	F	F	D
8:15 AM	F	F	F	F	F	F	F	F	F	C	F	F	F	F	F	F	F	F	F	F	F	F	F	D
8:30 AM	F	F	F	F	F	F	F	F	F	C	F	F	F	F	F	F	F	F	F	F	F	F	F	D

SEGMENT	91	92	93	94	95	96	97	98	99	100	101	102	103	104	105	106	107	108	109	110	111	112	113	114
Segment Length (ft)	1,925	1,500	1,050	1,500	600	1,500	1,545	3,000	540	3,680	1,500	500	2,000	4,255	2,000	900	1,500	2,900	1,500	6,630	3,000	600	1,500	2,565
Number of lanes	2	2	2	2	2	2	2	2	2	2	2	2	2	2	2	2	2	2	2	2	2	2	2	2
Free Flow Speed (mph)	70	70	70	70	70	70	70	70	70	70	70	70	70	70	70	70	70	70	70	70	70	70	70	70
Segment demand (vph)	4,001	4,001	3,060	3,647	3,647	4,212	4,212	4,212	4,212	3,409	4,003	4,003	4,003	4,003	4,003	4,003	4,003	3,348	4,039	4,039	4,039	4,039	4,039	2,948
On-Ramp demand (vph)				587		565					594													
Off-Ramp demand (vph)		941							803								655						1,091	
Ramp-to-Ramp demand (vph)																								
Travel time per vehicle (min)	0.51	0.42	0.56	0.67	0.29	0.33	0.62	1.19	0.11	0.72	0.32	0.18	0.71	1.45	0.68	0.31	0.37	1.20	0.33	2.62	1.19	0.24	0.31	0.58
VMTD Veh-miles (Demand)	1,459	1,137	609	1,036	414	1,197	1,232	2,393	431	2,376	1,137	379	1,516	3,226	1,516	682	1,137	1,839	1,147	5,072	2,295	459	1,147	1,432
VMTV Veh-miles (Volume)	1,263	984	523	907	363	1,067	1,099	2,134	384	2,115	1,031	344	1,375	3,022	1,417	637	1,061	1,681	1,066	4,710	2,131	426	1,066	1,331
VHT travel (hrs)	29.18	24.28	24.72	35.43	15.65	20.46	38.51	74.77	6.96	36.35	19.31	10.79	43.15	90.50	42.38	19.15	22.97	61.10	20.40	164.04	74.23	14.85	19.54	26.37
VHD delay (hrs)	11.15	10.23	17.25	22.47	10.47	5.22	22.80	44.28	1.47	6.14	4.59	5.88	23.51	47.33	22.13	10.05	7.82	37.09	5.18	96.75	43.78	8.76	4.32	7.37
Space mean speed (mph)	43	41	21	26	23	52	29	29	55	58	53	32	32	33	33	33	46	28	52	29	29	29	55	50
Segment density (veh/mi/lane)	40	41	62	62	69	28	66	66	31	26	26	57	57	56	56	56	39	56	28	65	65	65	30	27
Segment density (pc/mi/lane)	46	47	71	72	79	32	76	76	35	30	29	66	66	65	64	65	45	64	32	75	75	75	35	31
Tolled Express Lane	GP	GP	GP	GP	GP	GP	GP	GP	GP	GP	GP	GP	GP	GP	GP	GP	GP	GP	GP	GP	GP	GP	GP	GP
Space mean speed (mph)	43	41	21	26	23	52	29	29	55	58	53	32	32	33	33	33	46	28	52	29	29	29	55	50
Travel time per vehicle (min)	0.51	0.42	0.56	0.67	0.29	0.33	0.62	1.19	0.11	0.72	0.32	0.18	0.71	1.45	0.68	0.31	0.37	1.20	0.33	2.62	1.19	0.24	0.31	0.58
Volume (vph)	-	-	-	-	-	-	-	-	-	-	-	-	-	-	-	-	-	-	-	-	-	-	-	-
Level of Service (LOS)																								

SEGMENT	115	116	117	118	119	120	121	122	123	124	125	126	127	128	129	130	131	
Segment Length (ft)	1,500	500	2,000	4,840	2,000	500	1,500	535	2,000	775	715	1,160	700	420	750	1,500	2,700	276,955
Number of lanes	2	2	2	2	2	2	2	2	2	2	2	2	2	3	2	2	2	
Free Flow Speed (mph)	70	70	70	70	70	70	70	70	70	70	70	70	70	70	70	70	70	
Segment demand (vph)	3,163	3,163	3,163	3,163	3,163	3,163	3,163	2,396	2,396	2,590	2,590	2,590	1,989	2,058	1,230	1,836	1,836	
On-Ramp demand (vph)							767					601		828				
Off-Ramp demand (vph)	904									194				69		606		
Ramp-to-Ramp demand (vph)														1				
Travel time per vehicle (min)	0.31	0.12	0.48	1.17	0.48	0.12	0.31	0.11	0.41	0.16	0.14	0.23	0.14	0.09	0.14	0.31	0.53	79.45
VMTD Veh-miles (Demand)	899	300	1,198	2,899	1,198	300	899	243	908	380	351	569	264	164	175	522	939	228,474
VMTV Veh-miles (Volume)	899	300	1,198	2,899	1,198	300	899	243	908	380	351	569	264	164	175	522	939	211,436
VHT travel (hrs)	16.41	6.38	25.53	61.77	25.53	6.38	16.46	4.35	16.26	6.75	6.23	9.99	4.52	3.19	2.89	9.41	16.20	5,530.53
VHD delay (hrs)	3.57	2.10	8.41	20.35	8.41	2.10	3.63	0.88	3.29	1.32	1.22	1.87	0.75	0.85	0.40	1.96	2.79	3,382.30
Space mean speed (mph)	55	47	47	47	47	47	55	56	56	56	57	58	51	60	55	58	58	38
Segment density (veh/mi/lane)	25	34	34	34	34	34	25	21	21	20	17	18	17	13	10	15	16	42
Segment density (pc/mi/lane)	27	38	38	38	38	38	28	24	24	22	18	20	19	14	12	18	18	48
Tolled Express Lane	GP	GP	GP	GP	GP	GP	GP	GP	GP	GP	GP	GP	GP	GP	GP	GP	GP	TEL
Space mean speed (mph)	55	47	47	47	47	47	55	56	56	56	57	58	51	60	55	58	58	-
Travel time per vehicle (min)	0.31	0.12	0.48	1.17	0.48	0.12	0.31	0.11	0.41	0.16	0.14	0.23	0.14	0.09	0.14	0.31	0.53	77.71
Volume (vph)	-	-	-	-	-	-	-	-	-	-	-	-	-	-	-	-	-	1.74
Level of Service (LOS)																		

6:45 AM	C	C	C	C	C	C	C	B	B	B	B	B	B	B	A	B	B
7:00 AM	C	D	D	D	D	D	C	C	C	B	B	B	B	B	A	B	B
7:15 AM	C	D	D	D	D	D	C	C	C	B	B	B	B	B	A	B	B
7:30 AM	C	D	D	D	D	D	C	C	C	C	C	B	B	B	A	B	B
7:45 AM	D	F	F	F	F	F	D	C	C	C	C	C	C	B	B	B	C
8:00 AM	D	E	E	E	E	E	D	D	D	C	C	C	C	B	B	C	C
8:15 AM	C	D	D	D	D	D	C	C	C	C	C	C	C	B	B	B	B
8:30 AM	C	D	D	D	D	D	C	C	C	C	C	C	C	B	B	B	C

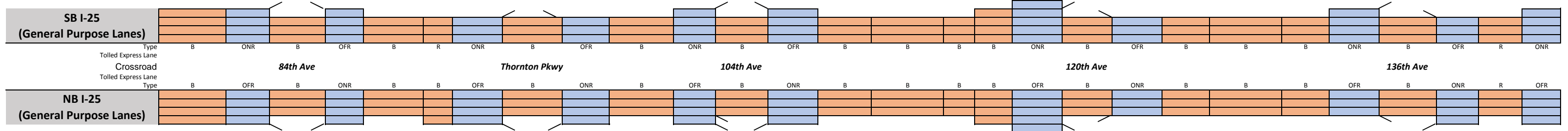


6:45 AM	C	D	D	D	D	D	B	C	C	B	C	C	B	B	A	A	A
7:00 AM	C	E	E	E	E	E	B	C	C	B	D	C	B	B	B	B	B
7:15 AM	C	E	E	E	E	E	B	C	C	B	C	C	B	B	A	A	B
7:30 AM	F	F	F	F	F	F	F	D	D	C	D	C	C	B	B	B	B
7:45 AM	D	E	E	E	E	E	B	D	D	C	D	C	C	B	B	B	B
8:00 AM	C	E	E	E	E	E	B	D	D	C	D	C	B	B	A	B	B
8:15 AM	C	E	E	E	E	E	B	D	D	C	D	C	C	B	B	B	B
8:30 AM	C	E	E	E	E	E	B	D	D	C	D	C	C	B	B	B	B

SEGMENT	115	116	117	118	119	120	121	122	123	124	125	126	127	128	129	130	131	
Segment Length (ft)	1,500	900	2,000	4,840	2,000	740	1,500	525	2,000	1,165	570	750	510	840	550	1,500	2,700	277,130
Number of lanes	2	2	2	2	2	2	2	2	2	2	2	2	2	2	2	2	2	
Free Flow Speed (mph)	70	70	70	70	70	70	70	70	70	70	70	70	70	70	70	70	70	
Segment demand (vph)	3,348	3,348	3,348	3,348	3,348	3,348	3,348	2,639	2,639	2,839	2,839	2,839	1,925	1,925	1,256	1,592	1,592	
On-Ramp demand (vph)	400									200						336		
Off-Ramp demand (vph)							709					914		669				
Ramp-to-Ramp demand (vph)																		
Travel time per vehicle (min)	0.31	0.23	0.52	1.25	0.52	0.19	0.31	0.11	0.43	0.23	0.13	0.16	0.10	0.19	0.10	0.29	0.51	87.14
VMTD Veh-miles (Demand)	951	571	1,268	3,069	1,268	469	951	262	1,000	626	306	403	186	306	131	452	814	220,511
VMTV Veh-miles (Volume)	892	535	1,189	2,877	1,189	440	892	246	935	589	288	379	175	289	123	432	778	206,144
VHT travel (hrs)	16.19	12.15	27.00	65.34	27.00	9.99	16.13	4.60	17.52	10.33	5.65	6.91	3.02	5.73	2.03	7.43	13.05	5,552.86
VHD delay (hrs)	3.45	4.51	10.02	24.24	10.02	3.71	3.39	1.09	4.16	1.91	1.53	1.49	0.51	1.60	0.27	1.26	1.93	2,521.48
Space mean speed (mph)	55	44	44	44	44	44	55	53	53	57	51	55	58	50	61	58	60	37
Segment density (veh/mi/lane)	24	36	36	36	36	36	16	23	23	18	26	22	16	13	10	10	13	42
Segment density (pc/mi/lane)	27	41	41	41	41	41	18	27	27	21	30	26	18	15	11	11	15	48
Tolled Express Lane	GP	GP	GP	GP	GP	GP	GP	GP	GP	GP	GP	GP	GP	GP	GP	GP	GP	TEL
Space mean speed (mph)	55	44	44	44	44	44	55	53	53	57	51	55	58	50	61	58	60	-
Travel time per vehicle (min)	0.31	0.23	0.52	1.25	0.52	0.19	0.31	0.11	0.43	0.23	0.13	0.16	0.10	0.19	0.10	0.29	0.51	85.43
Volume (vph)	-	-	-	-	-	-	-	-	-	-	-	-	-	-	-	-	-	1.71
Level of Service (LOS)																		

SEGMENT	1	2	3	4	5	6	7	8	9	10	11	12	13	14	15	16	17	18	19	20	21	22	23	24	25	26	27	28
Segment Length (ft)	2,700	1,500	1,865	1,100	2,530	715	750	1,835	750	2,900	1,045	1,735	1,010	2,190	3,100	95	800	1,500	1,575	1,500	1,400	3,000	1,315	1,500	2,095	750	1,390	750
Number of lanes	4	4	3	3	3	3	3	3	3	3	3	3	3	3	3	3	4	3	3	3	3	3	3	3	3	3	3	3
Free Flow Speed (mph)	60	60	60	60	60	60	60	60	60	60	60	60	60	60	60	60	60	60	65	65	65	65	65	65	65	65	65	65
Segment demand (vph)	5,629	5,629	4,473	5,164	5,164	5,164	5,164	4,407	5,172	5,172	5,172	4,105	4,899	4,899	4,899	4,899	4,899	4,899	3,600	4,694	4,694	4,694	4,694	3,903	4,559	4,559	4,559	
On-Ramp demand (vph)		1,156					757					1,067						1,299						791				814
Off-Ramp demand (vph)				691						765				794							1,094							656
Ramp-to-Ramp demand (vph)																												
Travel time per vehicle (min)	0.71	0.29	0.51	0.24	0.82	0.17	0.18	0.47	0.17	0.94	0.24	0.45	0.22	0.66	0.93	0.03	0.19	0.34	0.35	0.31	0.38	0.82	0.36	0.32	0.49	0.16	0.30	0.16
VMTD Veh-miles (Demand)	2,878	1,599	1,580	1,076	2,474	699	734	1,532	735	2,841	1,024	1,349	937	2,032	2,876	88	742	1,392	1,074	1,334	1,245	2,667	1,169	1,334	1,549	648	1,200	648
VMTV Veh-miles (Volume)	2,876	1,598	1,578	1,075	2,472	699	733	1,530	735	2,841	1,024	1,349	937	2,032	2,876	88	742	1,392	1,074	1,334	1,245	2,667	1,169	1,334	1,549	648	1,200	648
VHT travel (hrs)	66.31	27.17	37.76	20.95	70.39	14.43	15.14	34.39	14.32	81.02	21.10	30.46	18.24	53.50	75.74	2.32	15.91	27.79	21.29	24.48	29.77	63.80	27.97	25.18	31.84	11.83	22.67	12.23
VHD delay (hrs)	18.37	0.54	11.45	3.03	29.19	2.79	2.93	8.89	2.07	33.67	4.04	7.98	2.62	19.64	27.80	0.85	3.54	4.60	4.77	3.96	10.63	22.77	9.98	4.66	8.02	1.87	4.20	2.27
Space mean speed (mph)	43	59	42	51	35	48	48	44	51	35	49	44	51	38	38	38	47	50	50	54	42	42	42	53	49	55	53	53
Segment density (veh/mi/lane)	32	24	36	34	49	36	36	33	34	49	36	31	32	43	43	43	26	33	24	29	37	37	37	30	27	28	29	29
Segment density (pc/mi/lane)	37	27	41	39	56	41	41	38	39	57	41	36	37	49	49	49	30	38	27	33	43	43	43	34	31	32	33	33
Tolled Express Lane	GP	GP	GP	GP	GP	GP	GP	GP	GP	GP	GP	GP	GP	GP	GP	GP	GP	GP	GP	GP	GP	GP	GP	GP	GP	GP	GP	GP
Space mean speed (mph)	43	59	42	51	35	48	48	44	51	35	49	44	51	38	38	38	47	50	50	54	42	42	42	53	49	55	53	53
Travel time per vehicle (min)	0.71	0.29	0.51	0.24	0.82	0.17	0.18	0.47	0.17	0.94	0.24	0.45	0.22	0.66	0.93	0.03	0.19	0.34	0.35	0.31	0.38	0.82	0.36	0.32	0.49	0.16	0.30	0.16
Volume (vph)	-	-	-	-	-	-	-	-	-	-	-	-	-	-	-	-	-	-	-	-	-	-	-	-	-	-	-	-
Level of Service (LOS)																												

4:30 PM	E	D	E	C	F	D	D	E	E	F	D	E	C	F	F	F	D	C	D	D	E	E	E	C	D	E	E	C
4:45 PM	E	D	E	C	F	D	D	E	E	F	D	E	C	F	F	F	D	C	D	D	E	E	E	C	D	E	E	C
5:00 PM	D	C	E	C	F	D	D	E	E	F	D	D	C	F	F	F	D	B	D	D	E	E	E	C	D	E	E	C
5:15 PM	D	D	E	C	F	D	D	E	E	F	D	D	C	F	F	F	D	B	C	D	E	E	E	C	D	E	E	C
5:30 PM	E	D	E	C	F	D	D	E	E	F	D	D	C	F	F	F	D	C	D	D	E	E	E	C	D	E	E	C
5:45 PM	E	D	E	F	F	F	F	E	E	F	D	E	C	F	F	F	D	C	D	D	F	F	F	C	D	E	E	C
6:00 PM	E	D	E	D	F	D	D	D	E	F	D	E	D	F	F	F	D	C	D	D	F	F	F	C	D	E	E	D
6:15 PM	E	D	E	F	F	F	F	E	E	F	D	D	C	F	F	F	D	C	D	D	F	F	F	C	D	E	E	D

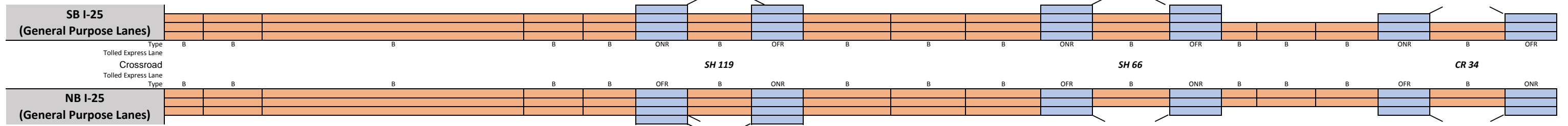


4:30 PM	E	D	F	F	F	D	F	E	F	F	F	E	D	F	F	F	D	B	D	D	F	D	F	D	D	D	D	D
4:45 PM	E	E	F	F	F	D	F	E	F	F	F	E	D	F	F	F	D	B	D	D	F	D	F	D	D	D	D	D
5:00 PM	E	F	F	F	F	D	F	F	F	F	F	E	F	F	F	F	D	F	E	D	F	D	F	D	D	D	D	D
5:15 PM	E	F	F	F	F	F	F	F	F	F	F	E	D	F	F	F	D	B	E	D	F	D	F	D	D	D	D	D
5:30 PM	F	F	F	F	F	F	F	F	F	F	F	E	F	F	F	F	D	F	E	D	F	D	F	D	D	D	D	D
5:45 PM	F	F	F	F	F	F	F	F	F	F	F	E	F	F	F	F	D	F	E	D	F	D	F	D	D	D	D	D
6:00 PM	F	F	F	F	F	F	F	F	F	F	F	E	F	F	F	F	D	F	E	F	F	D	F	D	D	D	D	D
6:15 PM	F	F	F	F	F	F	F	F	F	F	F	E	F	F	F	F	D	F	E	D	F	D	F	D	D	D	D	D

SEGMENT	1	2	3	4	5	6	7	8	9	10	11	12	13	14	15	16	17	18	19	20	21	22	23	24	25	26	27	28
Segment Length (ft)	2,700	1,100	1,875	750	2,200	170	1,500	2,180	1,350	2,450	995	1,700	1,500	1,765	3,000	310	715	1,500	1,525	1,500	1,400	3,000	1,380	1,500	2,040	1,015	1,070	745
Number of lanes	4	4	3	3	3	4	3	3	3	3	3	3	3	3	3	3	4	3	3	3	3	4	3	3	3	3	3	3
Free Flow Speed (mph)	60	60	60	60	60	60	60	60	60	60	60	60	60	60	60	60	60	60	65	65	65	65	65	65	65	65	65	65
Segment demand (vph)	6,174	6,174	4,967	5,525	5,525	5,525	5,525	4,844	5,713	5,713	5,713	4,853	5,515	5,515	5,515	5,515	5,515	5,515	4,606	5,338	5,338	5,338	5,338	5,338	4,332	5,077	5,077	5,077
On-Ramp demand (vph)				558						869											732							
Off-Ramp demand (vph)		1,207					681				860							909						1,006				1,007
Ramp-to-Ramp demand (vph)																												
Travel time per vehicle (min)	1.04	0.56	0.87	0.22	0.72	0.10	0.45	1.04	0.32	0.86	0.22	0.47	0.35	0.58	0.99	0.10	0.18	0.33	0.38	0.33	0.43	0.69	0.42	0.31	0.49	0.22	0.23	0.16
VMTD Veh-miles (Demand)	3,157	1,286	1,764	785	2,302	178	1,570	2,000	1,461	2,651	1,077	1,563	1,567	1,844	3,134	324	747	1,567	1,330	1,516	1,415	3,033	1,395	1,516	1,674	976	1,029	716
VMTV Veh-miles (Volume)	3,017	1,225	1,676	749	2,190	169	1,487	1,882	1,381	2,506	1,018	1,477	1,491	1,755	2,983	308	711	1,491	1,264	1,451	1,354	2,902	1,335	1,451	1,600	939	990	690
VHT travel (hrs)	102.28	54.85	68.33	19.27	62.95	8.38	39.59	79.32	28.69	77.14	19.92	36.11	30.78	51.11	86.87	8.98	15.69	29.16	28.04	28.03	36.63	59.03	36.11	26.62	34.05	18.03	19.01	12.71
VHD delay (hrs)	52.00	34.44	40.40	6.79	26.46	5.57	14.80	47.95	11.05	35.38	2.96	11.49	5.92	21.86	37.16	3.84	3.84	4.31	8.59	5.70	15.80	14.38	15.57	4.30	9.43	3.58	3.78	2.10
Space mean speed (mph)	29	22	25	39	35	20	38	24	48	32	51	41	48	34	34	34	45	51	45	52	37	49	37	55	47	52	52	54
Segment density (veh/mi/lane)	50	66	64	45	50	65	46	64	37	55	35	37	36	51	51	51	29	34	32	33	46	26	46	31	29	31	31	30
Segment density (pc/mi/lane)	58	76	74	52	58	75	53	74	43	64	41	43	42	59	59	59	33	39	37	38	53	30	53	36	34	36	36	35
Tolled Express Lane	GP	GP	GP	GP	GP	GP	GP	GP	GP	GP	GP	GP	GP	GP	GP	GP	GP	GP	GP	GP	GP	GP	GP	GP	GP	GP	GP	GP
Space mean speed (mph)	29	22	25	39	35	20	38	24	48	32	51	41	48	34	34	34	45	51	45	52	37	49	37	55	47	52	52	54
Travel time per vehicle (min)	1.04	0.56	0.87	0.22	0.72	0.10	0.45	1.04	0.32	0.86	0.22	0.47	0.35	0.58	0.99	0.10	0.18	0.33	0.38	0.33	0.43	0.69	0.42	0.31	0.49	0.22	0.23	0.16
Volume (vph)	-	-	-	-	-	-	-	-	-	-	-	-	-	-	-	-	-	-	-	-	-	-	-	-	-	-	-	-
Level of Service (LOS)																												

SEGMENT	52	53	54	55	56	57	58	59	60	61	62	63	64	65	66	67	68	69	70	71	
Segment Length (ft)	400	2,000		14,995	2,000	745	750	4,315	1,500	3,500	3,000	3,240	1,500	2,995	1,500	490	2,000	2,280	1,500	2,995	1,500
Number of lanes	3	3		3	3	3	3	3	3	3	3	3	3	3	3	2	2	2	2	2	2
Free Flow Speed (mph)	70	70		70	70	70	70	70	70	70	70	70	70	70	70	70	70	70	70	70	70
Segment demand (vph)	3,338	3,338		3,338	3,338	3,338	3,338	2,293	2,816	2,816	2,816	2,816	2,316	2,808	2,808	2,808	2,808	2,808	2,808	2,627	2,763
On-Ramp demand (vph)							1,045					500							181		
Off-Ramp demand (vph)									523						492						136
Ramp-to-Ramp demand (vph)																					
Travel time per vehicle (min)	0.08	0.41		3.07	0.41	0.15	0.15	0.82	0.29	0.69	0.59	0.63	0.29	0.57	0.29	0.11	0.46	0.52	0.30	0.66	0.30
VMTD Veh-miles (Demand)	253	1,264		9,480	1,264	471	474	1,874	800	1,867	1,600	1,728	800	1,314	798	261	1,064	1,213	798	1,490	785
VMTV Veh-miles (Volume)	253	1,264		9,480	1,264	471	474	1,874	800	1,867	1,600	1,728	800	1,314	798	261	1,064	1,213	798	1,490	785
VHT travel (hrs)	4.55	22.77		170.75	22.77	8.48	8.15	31.39	13.59	32.17	27.57	29.78	13.59	22.03	13.53	5.27	21.51	24.52	14.26	28.77	13.91
VHD delay (hrs)	0.94	4.71		35.33	4.71	1.76	1.38	4.62	2.16	5.50	4.72	5.09	2.16	3.26	2.14	1.55	6.31	7.19	2.87	7.48	2.69
Space mean speed (mph)	56	56		56	56	56	58	60	59	58	58	59	59	60	59	49	49	49	56	52	56
Segment density (veh/mi/lane)	20	20		20	20	20	19	13	16	16	16	16	16	13	16	28	28	28	21	25	23
Segment density (pc/mi/lane)	23	23		23	23	23	22	15	18	19	19	19	18	15	18	33	33	33	25	29	26
Tolled Express Lane	GP	GP		GP	GP	GP	GP	GP	GP	GP	GP	GP	GP	GP	GP	GP	GP	GP	GP	GP	GP
Space mean speed (mph)	56	56		56	56	56	58	60	59	58	58	59	59	60	59	49	49	49	56	52	56
Travel time per vehicle (min)	0.08	0.41		3.07	0.41	0.15	0.15	0.82	0.29	0.69	0.59	0.63	0.29	0.57	0.29	0.11	0.46	0.52	0.30	0.66	0.30
Volume (vph)	-	-		-	-	-	-	-	-	-	-	-	-	-	-	-	-	-	-	-	-
Level of Service (LOS)																					

4:30 PM	C	C	C	C	C	B	B	B	B	B	B	B	B	B	D	D	D	C	C	C
4:45 PM	C	C	C	C	C	B	B	B	C	C	C	B	B	B	D	D	D	C	D	C
5:00 PM	C	C	C	C	C	B	B	B	B	B	B	B	B	B	D	D	D	C	D	C
5:15 PM	C	C	C	C	C	B	B	B	C	C	C	B	B	B	E	E	E	C	D	C
5:30 PM	C	C	C	C	C	B	B	B	B	B	B	B	B	B	D	D	D	C	D	C
5:45 PM	C	C	C	C	C	B	B	B	C	C	C	B	B	B	D	D	D	C	D	C
6:00 PM	C	C	C	C	C	B	B	B	B	B	B	B	B	B	D	D	D	C	C	C
6:15 PM	C	C	C	C	C	B	B	B	B	B	B	B	B	B	D	D	D	C	C	C

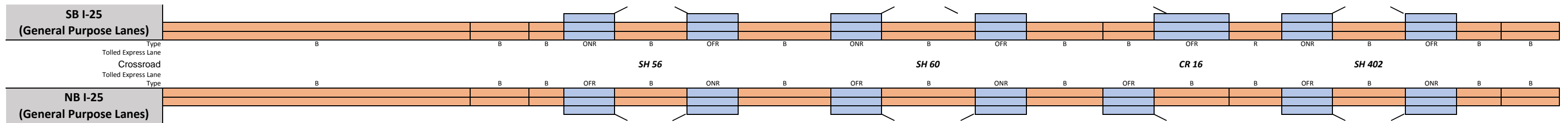


4:30 PM	C	C	C	C	C	B	B	B	C	C	C	C	D	C	E	E	E	D	D	C
4:45 PM	D	D	D	D	D	B	B	B	C	C	C	C	E	C	F	F	F	D	E	D
5:00 PM	D	D	D	D	D	B	B	B	C	C	C	C	E	D	F	F	F	D	E	D
5:15 PM	D	D	D	D	D	B	B	B	C	C	C	C	E	C	F	F	F	D	E	D
5:30 PM	D	D	D	D	D	B	B	B	C	C	C	C	E	C	F	F	F	D	E	D
5:45 PM	E	E	E	E	E	B	B	B	C	C	C	C	F	D	F	F	F	E	F	D
6:00 PM	D	D	D	D	D	B	B	B	C	C	C	C	F	D	F	F	F	E	E	D
6:15 PM	D	D	D	D	D	B	B	B	C	C	C	C	E	D	F	F	F	D	E	D

SEGMENT	52	53	54	55	56	57	58	59	60	61	62	63	64	65	66	67	68	69	70	71	
Segment Length (ft)	735	2,000		15,000	2,000	1,635	1,500	2,325	1,500	3,850	3,000	3,040	1,500	3,185	1,500	500	2,000	2,245	1,500	3,035	1,500
Number of lanes	3	3		3	3	3	3	3	3	3	3	3	3	2	2	2	2	2	2	2	2
Free Flow Speed (mph)	70	70		70	70	70	70	70	70	70	70	70	70	70	70	70	70	70	70	70	70
Segment demand (vph)	4,118	4,118		4,118	4,118	4,118	4,118	2,997	3,771	3,771	3,771	3,771	3,771	3,121	3,511	3,511	3,511	3,511	3,511	3,199	3,307
On-Ramp demand (vph)								774							390						108
Off-Ramp demand (vph)							1,121					650									312
Ramp-to-Ramp demand (vph)																					
Travel time per vehicle (min)	0.17	0.45		3.41	0.45	0.37	0.30	0.46	0.30	0.83	0.64	0.65	0.25	0.82	0.32	0.16	0.64	0.72	0.30	0.81	0.32
VMTD Veh-miles (Demand)	573	1,560		11,699	1,560	1,275	1,170	1,320	1,071	2,750	2,143	2,171	1,071	1,883	997	332	1,330	1,493	997	1,839	939
VMTV Veh-miles (Volume)	573	1,560		11,699	1,560	1,275	1,170	1,320	1,071	2,750	2,143	2,171	1,071	1,883	997	332	1,330	1,493	997	1,839	939
VHT travel (hrs)	11.45	31.17		233.74	31.17	25.48	20.25	23.06	18.54	51.90	40.44	40.98	15.47	42.53	18.45	9.38	37.52	42.12	17.79	43.03	17.41
VHD delay (hrs)	3.26	8.88		66.62	8.88	7.26	3.54	4.21	3.24	12.62	9.83	9.96	0.17	15.63	4.20	4.63	18.53	20.80	3.54	16.76	3.99
Space mean speed (mph)	50	50		50	50	50	58	57	58	53	53	53	69	44	54	35	35	35	56	43	54
Segment density (veh/mi/lane)	27	27		27	27	27	24	17	22	24	24	24	18	35	25	50	50	50	29	37	26
Segment density (pc/mi/lane)	32	32		32	32	32	27	20	25	27	27	27	21	41	28	57	57	57	34	43	30
Tolled Express Lane	GP	GP		GP	GP	GP	GP	GP	GP	GP	GP	GP	GP	GP	GP	GP	GP	GP	GP	GP	GP
Space mean speed (mph)	50	50		50	50	50	58	57	58	53	53	53	69	44	54	35	35	35	56	43	54
Travel time per vehicle (min)	0.17	0.45		3.41	0.45	0.37	0.30	0.46	0.30	0.83	0.64	0.65	0.25	0.82	0.32	0.16	0.64	0.72	0.30	0.81	0.32
Volume (vph)	-	-		-	-	-	-	-	-	-	-	-	-	-	-	-	-	-	-	-	-
Level of Service (LOS)																					

SEGMENT	72	73	74	75	76	77	78	79	80	81	82	83	84	85	86	87	88	89	90
Segment Length (ft)	18,155	2,000	425	1,500	3,020	1,500	4,340	1,500	3,245	1,500	5,790	3,075	750	895	1,165	2,870	750	705	2,000
Number of lanes	2	2	2	2	2	2	2	2	2	2	2	2	2	2	2	2	2	2	2
Free Flow Speed (mph)	70	70	70	70	70	70	70	70	70	70	70	70	70	70	70	70	70	70	70
Segment demand (vph)	2,763	2,767	2,767	2,767	2,564	3,183	3,183	3,183	2,978	3,349	3,349	3,349	3,994	3,994	3,994	3,329	4,052	4,052	4,052
On-Ramp demand (vph)				203				205							665				
Off-Ramp demand (vph)						619				371			645				723		
Ramp-to-Ramp demand (vph)																			
Travel time per vehicle (min)	4.12	0.44	0.09	0.31	0.64	0.31	1.06	0.31	0.74	0.30	1.49	0.79	0.15	0.19	0.25	0.65	0.15	0.28	0.80
VMTD Veh-miles (Demand)	9,500	1,048	223	786	1,467	904	2,616	904	1,830	951	3,672	1,950	567	677	881	1,810	576	541	1,535
VMTV Veh-miles (Volume)	9,500	994	211	745	1,385	852	2,466	852	1,717	893	3,445	1,830	532	635	827	1,675	534	502	1,423
VHT travel (hrs)	189.51	19.16	4.07	13.47	25.63	15.36	52.87	15.33	34.56	15.94	78.20	41.53	9.60	12.13	15.79	33.60	9.65	17.57	49.85
VHD delay (hrs)	53.79	4.96	1.05	2.82	5.85	3.19	17.65	3.15	10.03	3.19	28.98	15.39	2.00	3.06	3.98	9.66	2.03	10.41	29.52
Space mean speed (mph)	50	52	52	55	54	55	47	56	50	56	44	44	55	52	52	50	55	29	29
Segment density (veh/mi/lane)	28	25	25	23	22	23	32	22	28	26	36	36	31	36	27	31	32	66	66
Segment density (pc/mi/lane)	32	29	29	26	26	26	37	26	32	30	41	41	35	42	31	36	36	76	76
Tolled Express Lane	GP	GP	GP	GP	GP	GP	GP	GP	GP	GP	GP	GP	GP	GP	GP	GP	GP	GP	GP
Space mean speed (mph)	50	52	52	55	54	55	47	56	50	56	44	44	55	52	52	50	55	29	29
Travel time per vehicle (min)	4.12	0.44	0.09	0.31	0.64	0.31	1.06	0.31	0.74	0.30	1.49	0.79	0.15	0.19	0.25	0.65	0.15	0.28	0.80
Volume (vph)	-	-	-	-	-	-	-	-	-	-	-	-	-	-	-	-	-	-	-
Level of Service (LOS)																			

4:30 PM	D	C	C	C	C	C	E	C	D	D	E	E	D	D	D	E	F	F	F
4:45 PM	D	D	D	C	D	C	E	C	D	D	E	E	F	F	F	D	F	F	F
5:00 PM	D	D	D	C	D	C	E	C	D	D	E	E	F	F	F	E	F	F	F
5:15 PM	D	D	D	C	D	C	E	C	D	D	E	E	F	F	F	E	F	F	F
5:30 PM	D	D	D	C	C	C	D	C	D	D	E	E	F	F	F	D	F	F	F
5:45 PM	D	D	D	C	C	C	E	C	D	D	E	E	F	F	F	D	F	F	F
6:00 PM	D	D	D	C	C	C	E	C	D	D	E	E	F	F	F	E	F	F	F
6:15 PM	C	C	C	C	C	C	D	C	D	D	E	E	D	D	D	C	F	F	F

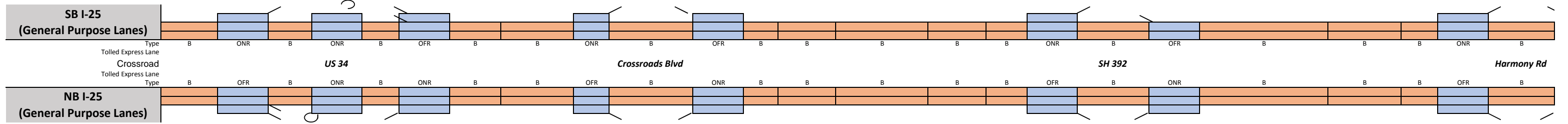


4:30 PM	D	D	D	D	C	E	D	D	C	E	D	D	D	D	C	D	C	E	E
4:45 PM	E	E	E	D	D	F	D	D	D	F	D	D	E	E	D	D	D	E	E
5:00 PM	E	E	E	D	E	F	D	D	E	F	D	D	E	E	D	D	C	E	E
5:15 PM	E	E	E	D	E	F	D	D	E	F	D	D	E	E	D	D	D	F	F
5:30 PM	E	E	E	D	E	F	D	D	E	F	D	D	E	E	D	D	D	E	E
5:45 PM	F	F	F	E	E	F	D	D	F	D	F	E	F	F	D	E	D	F	F
6:00 PM	F	F	F	D	E	F	D	D	E	D	F	D	E	E	D	D	D	F	F
6:15 PM	F	F	F	D	E	F	D	D	E	D	F	D	D	D	C	D	C	E	E

SEGMENT	72	73	74	75	76	77	78	79	80	81	82	83	84	85	86	87	88	89	90
Segment Length (ft)	18,150	2,000	500	1,500	2,890	1,500	4,225	1,500	4,255	1,500	3,160	1,500	3,095	1,610	1,500	2,930	1,500	1,095	2,000
Number of lanes	2	2	2	2	2	2	2	2	2	2	2	2	2	2	2	2	2	2	2
Free Flow Speed (mph)	70	70	70	70	70	70	70	70	70	70	70	70	70	70	70	70	70	70	70
Segment demand (vph)	3,307	3,307	3,307	3,307	3,042	3,398	3,398	3,398	3,211	3,507	3,507	3,507	3,135	3,135	3,135	2,759	3,298	3,298	3,298
On-Ramp demand (vph)						356				296									
Off-Ramp demand (vph)				265				187				372			376				
Ramp-to-Ramp demand (vph)																			
Travel time per vehicle (min)	5.11	0.56	0.14	0.30	0.72	0.32	1.25	0.30	1.14	0.32	1.01	0.30	0.80	0.42	0.30	0.67	0.31	0.31	0.56
VMTD Veh-miles (Demand)	11,368	1,253	313	939	1,665	965	2,719	965	2,588	996	2,099	996	1,838	956	891	1,531	937	684	1,249
VMTV Veh-miles (Volume)	11,368	1,253	313	939	1,665	965	2,719	965	2,588	996	2,099	996	1,838	956	891	1,531	937	684	1,249
VHT travel (hrs)	281.69	31.04	7.76	16.73	36.40	18.03	71.04	17.14	60.84	18.67	59.22	17.81	41.84	21.77	15.93	30.61	17.30	16.90	30.87
VHD delay (hrs)	119.29	13.14	3.29	3.31	12.61	4.24	32.20	3.35	23.88	4.44	29.24	3.58	15.59	8.11	3.20	8.74	3.91	7.13	13.03
Space mean speed (mph)	40	40	40	56	46	54	38	56	43	53	35	56	44	44	56	50	54	40	40
Segment density (veh/mi/lane)	41	41	41	29	33	27	44	28	38	27	49	29	36	36	26	28	26	41	41
Segment density (pc/mi/lane)	47	47	47	33	38	31	51	33	43	31	57	34	41	41	30	32	29	47	47
Tolled Express Lane	GP	GP	GP	GP	GP	GP	GP	GP	GP	GP	GP	GP	GP	GP	GP	GP	GP	GP	GP
Space mean speed (mph)	40	40	40	56	46	54	38	56	43	53	35	56	44	44	56	50	54	40	40
Travel time per vehicle (min)	5.11	0.56	0.14	0.30	0.72	0.32	1.25	0.30	1.14	0.32	1.01	0.30	0.80	0.42	0.30	0.67	0.31	0.31	0.56
Volume (vph)	-	-	-	-	-	-	-	-	-	-	-	-	-	-	-	-	-	-	-
Level of Service (LOS)																			

SEGMENT	91	92	93	94	95	96	97	98	99	100	101	102	103	104	105	106	107	108	109	110	111	112	113	114
Segment Length (ft)	2,640	1,500	405	755	1,250	1,500	1,435	3,000	1,500	3,480	1,500	700	2,000	4,255	2,000	460	1,500	3,240	1,500	6,730	3,000	455	1,500	3,025
Number of lanes	2	2	2	2	2	2	2	2	2	2	2	2	2	2	2	2	2	2	2	2	2	2	2	2
Free Flow Speed (mph)	70	70	70	70	70	70	70	70	70	70	70	70	70	70	70	70	70	70	70	70	70	70	70	70
Segment demand (vph)	4,052	4,052	3,373	3,373	3,021	3,887	3,887	3,887	3,887	3,094	3,964	3,964	3,964	3,964	3,972	3,972	3,972	3,358	4,251	4,251	4,251	4,251	4,251	2,909
On-Ramp demand (vph)		679		352						793							614						1,342	
Off-Ramp demand (vph)						866						870							893					
Ramp-to-Ramp demand (vph)																								
Travel time per vehicle (min)	1.05	0.33	0.22	0.37	0.77	0.50	0.51	1.06	0.44	1.24	0.33	0.25	0.80	1.69	0.58	0.13	0.32	0.74	0.31	2.22	0.99	0.15	0.32	0.62
VMTD Veh-miles (Demand)	2,026	1,151	259	482	715	1,104	1,056	2,209	1,104	2,039	1,126	526	1,502	3,194	1,505	346	1,128	2,061	1,208	5,418	2,415	366	1,208	1,667
VMTV Veh-miles (Volume)	1,878	1,067	236	441	650	1,015	974	2,044	1,030	1,874	1,065	498	1,423	3,027	1,349	310	1,012	1,808	1,063	4,768	2,125	322	1,063	1,362
VHT travel (hrs)	65.80	20.46	11.03	19.24	35.18	30.03	30.73	63.50	26.87	58.91	20.33	15.68	49.85	106.05	34.44	7.92	18.79	36.11	19.31	138.66	61.81	9.37	20.05	24.40
VHD delay (hrs)	38.97	5.21	7.66	12.94	25.89	15.53	16.81	34.30	12.15	32.14	5.11	8.57	29.52	62.80	15.17	3.49	4.33	10.27	4.13	70.55	31.45	4.77	5.14	4.95
Space mean speed (mph)	29	52	21	23	18	34	32	32	38	32	52	32	29	29	39	39	54	50	55	34	34	34	53	56
Segment density (veh/mi/lane)	66	28	72	67	74	51	57	56	46	45	33	59	66	66	45	45	26	29	34	54	54	54	26	21
Segment density (pc/mi/lane)	76	32	83	77	85	58	65	64	53	51	38	68	76	76	51	51	29	33	38	61	61	61	30	24
Tolled Express Lane	GP	GP	GP	GP	GP	GP	GP	GP	GP	GP	GP	GP	GP	GP	GP	GP	GP	GP	GP	GP	GP	GP	GP	GP
Space mean speed (mph)	29	52	21	23	18	34	32	32	38	32	52	32	29	29	39	39	54	50	55	34	34	34	53	56
Travel time per vehicle (min)	1.05	0.33	0.22	0.37	0.77	0.50	0.51	1.06	0.44	1.24	0.33	0.25	0.80	1.69	0.58	0.13	0.32	0.74	0.31	2.22	0.99	0.15	0.32	0.62
Volume (vph)	-	-	-	-	-	-	-	-	-	-	-	-	-	-	-	-	-	-	-	-	-	-	-	-
Level of Service (LOS)																								

4:30 PM	F	F	F	F	C	C	F	F	D	D	D	F	F	F	F	F	D	D	F	F	F	F	C
4:45 PM	F	F	F	F	C	C	F	F	D	D	D	F	F	F	F	F	F	E	F	F	F	F	C
5:00 PM	F	F	F	F	E	C	F	F	D	D	D	F	F	F	F	F	F	D	F	F	F	F	C
5:15 PM	F	F	F	F	F	F	F	F	F	C	F	F	F	F	F	F	F	D	F	F	F	F	C
5:30 PM	F	F	F	F	F	F	F	F	F	F	F	F	F	F	F	F	F	D	F	F	F	F	C
5:45 PM	F	F	F	F	F	F	F	F	F	F	F	F	F	F	F	F	F	D	F	F	F	F	C
6:00 PM	F	F	F	F	F	F	F	F	F	F	F	F	F	F	F	F	F	E	F	F	F	F	D
6:15 PM	F	F	F	F	F	F	F	F	F	F	F	F	F	F	F	F	F	D	F	F	F	F	D

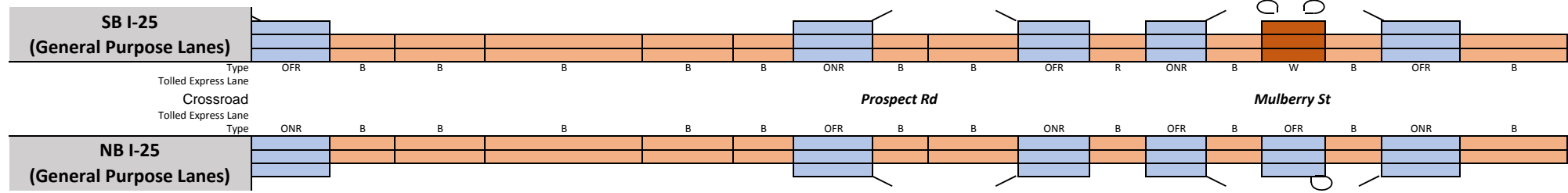


4:30 PM	E	C	C	B	D	C	E	E	D	D	C	F	F	F	F	F	D	D	D	F	F	F	D	C
4:45 PM	E	C	C	C	D	D	F	F	D	D	D	F	F	F	F	F	D	E	D	F	F	F	D	C
5:00 PM	E	C	C	C	D	D	F	F	D	D	D	F	F	F	F	F	D	E	D	F	F	F	D	C
5:15 PM	F	C	C	C	D	D	F	F	D	D	D	F	F	F	F	F	D	D	C	F	F	F	D	C
5:30 PM	E	C	C	C	D	D	F	F	D	D	C	F	F	F	F	F	D	D	D	F	F	F	D	C
5:45 PM	F	C	C	D	C	E	F	F	E	F	F	F	F	F	F	F	F	E	F	F	F	F	D	
6:00 PM	F	C	C	C	D	D	F	F	D	F	F	F	F	F	F	F	F	E	F	F	F	F	C	
6:15 PM	E	C	C	B	D	D	F	F	D	D	D	F	F	F	F	F	E	E	D	F	F	F	D	C

SEGMENT	91	92	93	94	95	96	97	98	99	100	101	102	103	104	105	106	107	108	109	110	111	112	113	114
Segment Length (ft)	1,925	1,500	1,050	1,500	600	1,500	1,545	3,000	540	3,680	1,500	500	2,000	4,255	2,000	900	1,500	2,900	1,500	6,630	3,000	600	1,500	2,565
Number of lanes	2	2	2	2	2	2	2	2	2	2	2	2	2	2	2	2	2	2	2	2	2	2	2	2
Free Flow Speed (mph)	70	70	70	70	70	70	70	70	70	70	70	70	70	70	70	70	70	70	70	70	70	70	70	70
Segment demand (vph)	3,298	3,298	2,424	2,795	2,795	3,548	3,548	3,548	3,548	2,819	3,637	3,637	3,637	3,637	3,637	3,637	3,637	2,990	3,474	3,474	3,474	3,474	3,474	2,282
On-Ramp demand (vph)				371		753				729			818							484				
Off-Ramp demand (vph)		874															647						1,192	
Ramp-to-Ramp demand (vph)																								
Travel time per vehicle (min)	0.54	0.31	0.22	0.31	0.14	0.32	0.51	1.00	0.11	0.91	0.32	0.17	0.69	1.46	0.69	0.31	0.31	0.70	0.32	2.03	0.92	0.18	0.31	0.53
VMTD Veh-miles (Demand)	1,202	937	482	794	318	1,008	1,038	2,016	363	1,965	1,033	344	1,378	2,931	1,378	620	1,033	1,642	987	4,362	1,974	395	987	1,109
VMTV Veh-miles (Volume)	1,202	937	482	794	318	1,008	1,038	2,016	363	1,936	1,021	340	1,362	2,897	1,362	613	1,021	1,623	977	4,319	1,954	391	977	1,097
VHT travel (hrs)	29.72	17.09	8.95	14.25	6.42	18.89	30.43	59.10	6.58	42.08	19.05	10.31	41.25	87.76	41.25	18.56	18.45	34.35	18.09	116.14	52.55	10.51	18.03	19.86
VHD delay (hrs)	12.54	3.70	2.06	2.90	1.88	4.49	15.60	30.30	1.39	14.43	4.46	5.45	21.80	46.38	21.80	9.81	3.86	11.16	4.13	54.45	24.64	4.93	4.08	4.19
Space mean speed (mph)	40	55	54	56	49	53	34	34	55	46	54	33	33	33	33	33	55	47	54	37	37	37	54	55
Segment density (veh/mi/lane)	41	22	22	19	28	26	52	52	29	30	25	54	54	54	54	54	29	31	25	46	46	46	27	20
Segment density (pc/mi/lane)	47	25	26	22	32	30	60	60	33	35	29	63	63	63	63	63	34	36	29	53	53	53	32	24
Tolled Express Lane	GP	GP	GP	GP	GP	GP	GP	GP	GP	GP	GP	GP	GP	GP	GP	GP	GP	GP	GP	GP	GP	GP	GP	GP
Space mean speed (mph)	40	55	54	56	49	53	34	34	55	46	54	33	33	33	33	33	55	47	54	37	37	37	54	55
Travel time per vehicle (min)	0.54	0.31	0.22	0.31	0.14	0.32	0.51	1.00	0.11	0.91	0.32	0.17	0.69	1.46	0.69	0.31	0.31	0.70	0.32	2.03	0.92	0.18	0.31	0.53
Volume (vph)	-	-	-	-	-	-	-	-	-	-	-	-	-	-	-	-	-	-	-	-	-	-	-	-
Level of Service (LOS)																								

SEGMENT	115	116	117	118	119	120	121	122	123	124	125	126	127	128	129	130	131		
Segment Length (ft)	1,500	500	2,000	4,840	2,000	500	1,500	535	2,000	775	715	1,160	700	420	750	1,500	2,700	276,955	
Number of lanes	2	2	2	2	2	2	2	2	2	2	2	2	2	3	2	2	2		
Free Flow Speed (mph)	70	70	70	70	70	70	70	70	70	70	70	70	70	70	70	70	70		
Segment demand (vph)	3,593	3,593	3,593	3,593	3,593	3,593	3,593	2,518	2,518	2,700	2,700	2,700	2,196	2,283	1,582	1,773	1,773		
On-Ramp demand (vph)							1,075					504		701					
Off-Ramp demand (vph)	684									182				87		191			
Ramp-to-Ramp demand (vph)														1					
Travel time per vehicle (min)	0.31	0.11	0.46	1.10	0.46	0.11	0.31	0.10	0.39	0.16	0.14	0.23	0.13	0.09	0.14	0.30	0.52	67.31	
VMTD Veh-miles (Demand)	1,021	340	1,361	3,294	1,361	340	1,021	255	954	396	366	593	291	182	225	504	907	189,464	
VMTV Veh-miles (Volume)	838	279	1,118	2,705	1,118	279	838	190	711	296	273	443	201	126	225	504	907	182,261	
VHT travel (hrs)	15.11	5.60	22.40	54.21	22.40	5.60	15.16	3.23	12.08	5.25	4.84	7.69	3.33	2.41	3.78	8.94	15.47	3,955.06	
VHD delay (hrs)	3.13	1.61	6.43	15.57	6.43	1.61	3.19	0.51	1.93	1.02	0.94	1.35	0.46	0.62	0.57	1.75	2.52	1,267.14	
Space mean speed (mph)	55	50	50	50	50	50	55	59	59	56	56	58	60	52	59	56	59	46	
Segment density (veh/mi/lane)	23	30	30	30	30	30	24	16	16	15	20	14	13	14	13	15	15	30	
Segment density (pc/mi/lane)	26	33	33	33	33	33	26	18	18	17	22	16	14	16	15	17	17	34	
Tolled Express Lane	GP	GP	GP	GP	GP	GP	GP	GP	GP	GP	GP	GP	GP	GP	GP	GP	GP	GP	TEL
Space mean speed (mph)	55	50	50	50	50	50	55	59	59	56	56	58	60	52	59	56	59	-	
Travel time per vehicle (min)	0.31	0.11	0.46	1.10	0.46	0.11	0.31	0.10	0.39	0.16	0.14	0.23	0.13	0.09	0.14	0.30	0.52	65.59	
Volume (vph)	-	-	-	-	-	-	-	-	-	-	-	-	-	-	-	-	-	-	1.72
Level of Service (LOS)																			

4:30 PM	C	D	D	D	D	D	C	B	B	B	B	B	B	B	B	B	B	B
4:45 PM	C	E	E	E	E	E	C	B	B	B	B	B	B	B	B	B	B	B
5:00 PM	C	D	D	D	D	D	C	B	B	B	B	B	B	B	B	B	B	B
5:15 PM	C	D	D	D	D	D	C	C	C	B	B	B	B	B	B	B	B	C
5:30 PM	C	D	D	D	D	D	C	B	B	B	B	B	B	B	B	B	B	B
5:45 PM	C	D	D	D	D	D	C	B	B	B	B	B	B	B	B	B	B	B
6:00 PM	F	F	F	F	F	F	F	C	C	B	B	B	B	B	B	B	B	B
6:15 PM	F	F	F	F	F	F	F	C	C	B	B	B	B	B	B	B	B	B

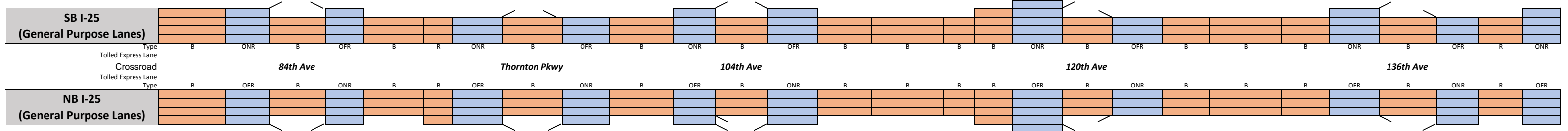


4:30 PM	C	E	E	E	E	E	B	C	C	C	D	C	C	B	B	B	C	C
4:45 PM	C	E	E	E	E	E	B	C	C	C	E	D	C	C	C	B	C	C
5:00 PM	C	E	E	E	E	E	B	C	C	C	D	C	C	B	B	B	C	C
5:15 PM	C	E	E	E	E	E	B	C	C	C	D	C	C	B	B	B	C	C
5:30 PM	C	E	E	E	E	E	B	C	C	C	D	C	C	B	B	B	C	C
5:45 PM	D	F	F	F	F	F	C	D	D	C	E	D	D	C	C	B	C	C
6:00 PM	D	F	F	F	F	F	C	C	C	C	E	D	C	C	C	B	C	C
6:15 PM	C	E	E	E	E	E	B	C	C	C	D	C	C	B	B	B	C	C

SEGMENT	115	116	117	118	119	120	121	122	123	124	125	126	127	128	129	130	131		
Segment Length (ft)	1,500	900	2,000	4,840	2,000	740	1,500	525	2,000	1,165	570	750	510	840	550	1,500	2,700	277,130	
Number of lanes	2	2	2	2	2	2	2	2	2	2	2	2	2	2	2	2	2	2	
Free Flow Speed (mph)	70	70	70	70	70	70	70	70	70	70	70	70	70	70	70	70	70	70	
Segment demand (vph)	3,220	3,220	3,220	3,220	3,220	3,220	3,220	2,280	2,280	2,889	2,889	2,889	2,272	2,272	1,731	1,959	1,959		
On-Ramp demand (vph)	938									609						228			
Off-Ramp demand (vph)							940					617		541					
Ramp-to-Ramp demand (vph)																			
Travel time per vehicle (min)	0.31	0.24	0.53	1.29	0.53	0.20	0.31	0.11	0.41	0.23	0.13	0.15	0.10	0.19	0.11	0.29	0.53	71.17	
VMTD Veh-miles (Demand)	915	549	1,220	2,952	1,220	451	915	227	864	637	312	410	219	361	180	557	1,002	204,090	
VMTV Veh-miles (Volume)	908	545	1,211	2,930	1,211	448	908	225	857	634	310	408	218	359	179	553	996	200,759	
VHT travel (hrs)	16.55	12.78	28.41	68.75	28.41	10.51	16.60	4.07	15.51	11.21	6.43	7.36	3.95	7.09	3.05	9.56	17.32	4,587.53	
VHD delay (hrs)	3.58	5.00	11.11	26.90	11.11	4.11	3.62	0.86	3.27	2.15	2.00	1.53	0.83	1.96	0.49	1.66	3.09	1,637.54	
Space mean speed (mph)	55	43	43	43	43	43	55	55	55	57	48	55	55	51	59	58	58	44	
Segment density (veh/mi/lane)	24	37	37	37	37	37	16	20	20	19	30	24	20	17	15	13	17	34	
Segment density (pc/mi/lane)	27	43	43	43	43	43	19	24	24	22	34	28	24	19	17	15	19	39	
Tolled Express Lane	GP	GP	GP	GP	GP	GP	GP	GP	GP	GP	GP	GP	GP	GP	GP	GP	GP	GP	TEL
Space mean speed (mph)	55	43	43	43	43	43	55	55	55	57	48	55	55	51	59	58	58	-	
Travel time per vehicle (min)	0.31	0.24	0.53	1.29	0.53	0.20	0.31	0.11	0.41	0.23	0.13	0.15	0.10	0.19	0.11	0.29	0.53	69.42	
Volume (vph)	-	-	-	-	-	-	-	-	-	-	-	-	-	-	-	-	-	-	1.75
Level of Service (LOS)																			

SEGMENT	1	2	3	4	5	6	7	8	9	10	11	12	13	14	15	16	17	18	19	20	21	22	23	24	25	26	27	28	
Segment Length (ft)	2,700	1,500	1,865	1,100	2,530	715	750	1,835	750	2,900	1,045	1,735	1,010	2,190	3,100	95	800	1,500	1,575	1,500	1,400	3,000	1,315	1,500	2,095	750	1,390	750	
Number of lanes	4	4	3	3	3	3	3	3	3	3	3	3	3	3	3	3	4	3	3	3	3	3	3	3	3	3	3	3	
Free Flow Speed (mph)	60	60	60	60	60	60	60	60	60	60	60	60	60	60	60	60	60	60	65	65	65	65	65	65	65	65	65	65	
Segment demand (vph)	6,177	6,177	4,942	5,512	5,512	5,512	5,512	4,814	5,594	5,594	5,594	4,576	5,365	5,365	5,365	5,365	5,365	5,365	4,202	5,227	5,227	5,227	5,227	5,227	4,223	4,936	4,936	4,936	
On-Ramp demand (vph)		1,235					698					1,018						1,163						1,004					
Off-Ramp demand (vph)				570					780				789								1,025					713			
Ramp-to-Ramp demand (vph)																													
Travel time per vehicle (min)	0.74	0.29	0.54	0.24	0.87	0.17	0.18	0.48	0.17	1.01	0.25	0.94	0.31	0.68	0.94	0.03	0.32	0.35	0.39	0.31	0.45	0.97	0.43	0.33	0.51	0.16	0.30	0.16	
VMTD Veh-miles (Demand)	3,159	1,755	1,746	1,148	2,641	746	783	1,673	795	3,072	1,107	1,504	1,026	2,225	3,150	97	813	1,524	1,253	1,485	1,386	2,970	1,302	1,485	1,676	701	1,299	701	
VMTV Veh-miles (Volume)	3,081	1,712	1,692	1,114	2,562	724	759	1,615	767	2,966	1,069	1,479	1,012	2,198	3,119	96	808	1,522	1,253	1,485	1,386	2,970	1,302	1,485	1,676	701	1,299	701	
VHT travel (hrs)	74.61	29.20	43.24	21.72	77.24	15.04	15.78	37.43	14.98	91.31	22.18	70.26	27.70	59.90	82.92	2.80	28.35	30.86	26.99	27.31	39.60	84.86	37.20	28.70	36.20	12.84	24.90	13.44	
VHD delay (hrs)	23.25	0.67	15.03	3.15	34.54	2.98	3.12	10.50	2.19	41.87	105.37	45.61	10.83	23.27	30.93	1.20	14.88	20.54	7.71	4.46	18.28	39.17	17.17	5.86	10.42	2.06	4.91	2.65	
Space mean speed (mph)	41	59	39	51	33	48	48	43	51	32	48	21	37	37	38	34	29	49	46	54	35	35	35	52	46	55	52	52	
Segment density (veh/mi/lane)	36	26	41	35	54	37	37	36	35	55	37	71	48	48	47	52	47	36	30	32	50	50	50	34	30	30	32	32	
Segment density (pc/mi/lane)	42	30	47	40	62	43	43	41	40	64	43	82	56	55	54	60	54	42	35	37	57	57	57	39	35	35	36	36	
Tolled Express Lane	GP	GP	GP	GP	GP	GP	GP	GP	GP	GP	GP	GP	GP	GP	GP	GP	GP	GP	GP	GP	GP	GP	GP	GP	GP	GP	GP	GP	GP
Space mean speed (mph)	41	59	39	51	33	48	48	43	51	32	48	21	37	37	38	34	29	49	46	54	35	35	35	52	46	55	52	52	
Travel time per vehicle (min)	0.74	0.29	0.54	0.24	0.87	0.17	0.18	0.48	0.17	1.01	0.25	0.94	0.31	0.68	0.94	0.03	0.32	0.35	0.39	0.31	0.45	0.97	0.43	0.33	0.51	0.16	0.30	0.16	
Volume (vph)	-	-	-	-	-	-	-	-	-	-	-	-	-	-	-	-	-	-	-	-	-	-	-	-	-	-	-	-	-
Level of Service (LOS)																													

4:30 PM	E	D	F	F	F	F	F	D	F	F	F	D	D	F	F	F	D	C	D	D	F	F	F	D	D	E	E	C
4:45 PM	E	D	F	F	F	F	F	D	F	F	F	F	F	F	F	F	D	F	E	E	F	F	F	D	E	E	E	D
5:00 PM	E	D	F	F	F	F	F	E	F	F	F	F	F	F	F	F	D	F	E	E	F	F	F	D	E	E	E	D
5:15 PM	E	D	F	F	F	F	F	E	F	F	F	F	F	F	F	F	F	C	D	D	F	F	F	D	D	E	E	D
5:30 PM	F	D	F	C	F	D	D	D	F	F	F	F	F	F	F	F	F	E	D	D	F	F	F	D	D	E	E	D
5:45 PM	E	D	F	F	F	F	F	E	F	F	F	F	F	F	F	F	F	F	E	E	F	F	F	D	E	E	E	D
6:00 PM	F	D	F	F	F	F	F	E	F	F	F	F	F	F	F	F	F	F	E	F	F	F	F	F	F	E	E	D
6:15 PM	E	D	F	F	F	F	F	F	F	F	F	F	F	F	F	F	F	F	E	E	F	F	F	D	E	F	F	D

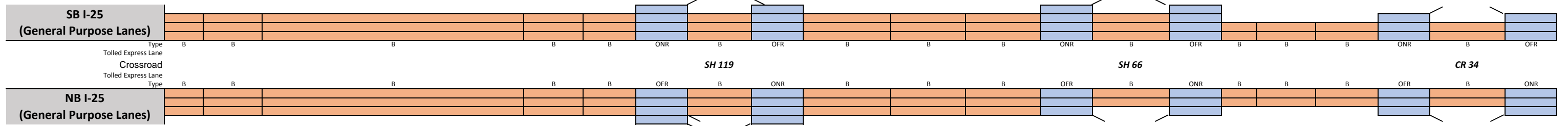


4:30 PM	F	F	F	F	F	D	F	E	F	F	F	E	F	F	F	F	D	F	E	F	F	D	F	F	E	D	D	D
4:45 PM	F	F	F	F	F	D	F	E	F	F	F	E	F	F	F	F	D	F	E	F	F	D	F	F	E	D	D	D
5:00 PM	F	F	F	F	F	D	F	F	F	F	F	E	F	F	F	F	D	F	E	F	F	D	F	F	E	D	D	D
5:15 PM	F	F	F	F	F	E	F	F	F	F	F	E	F	F	F	F	D	F	E	F	F	D	F	F	E	F	F	F
5:30 PM	F	F	F	F	F	F	F	F	F	F	F	E	F	F	F	F	D	F	E	F	F	D	F	F	E	F	F	F
5:45 PM	F	F	F	F	F	F	F	F	F	F	F	F	F	F	F	F	D	F	E	F	F	D	F	F	E	F	F	F
6:00 PM	F	F	F	F	F	F	F	F	F	F	F	F	F	F	F	F	D	F	F	F	F	D	F	F	E	F	F	F
6:15 PM	F	F	F	F	F	F	F	F	F	F	F	F	F	F	F	F	D	F	E	F	F	D	F	F	E	F	F	F

SEGMENT	1	2	3	4	5	6	7	8	9	10	11	12	13	14	15	16	17	18	19	20	21	22	23	24	25	26	27	28
Segment Length (ft)	2,700	1,100	1,875	750	2,200	170	1,500	2,180	1,350	2,450	995	1,700	1,500	1,765	3,000	310	715	1,500	1,525	1,500	1,400	3,000	1,380	1,500	2,040	1,015	1,070	745
Number of lanes	4	4	3	3	3	4	3	3	3	3	3	3	3	3	3	3	4	3	3	3	3	4	3	3	3	3	3	3
Free Flow Speed (mph)	60	60	60	60	60	60	60	60	60	60	60	60	60	60	60	60	60	60	65	65	65	65	65	65	65	65	65	65
Segment demand (vph)	6,743	6,743	5,513	6,098	6,098	6,098	6,098	5,345	6,181	6,181	6,181	5,334	5,998	5,998	5,998	5,998	5,998	5,998	5,273	5,995	5,995	5,995	5,995	5,995	4,917	5,653	5,653	5,653
On-Ramp demand (vph)				585					836				664								722					736		
Off-Ramp demand (vph)		1,230					753				847							725					1,078					
Ramp-to-Ramp demand (vph)																												1,022
Travel time per vehicle (min)	1.59	0.65	0.87	0.21	0.70	0.09	0.44	1.01	0.32	0.86	0.22	0.43	0.35	0.60	1.02	0.11	0.18	0.33	0.41	0.33	0.48	0.71	0.48	0.31	0.52	0.22	0.24	0.16
VMTD Veh-miles (Demand)	3,448	1,405	1,958	866	2,541	196	1,732	2,207	1,580	2,868	1,165	1,717	1,704	2,005	3,408	352	812	1,704	1,523	1,703	1,590	3,406	1,567	1,703	1,900	1,087	1,146	798
VMTV Veh-miles (Volume)	2,966	1,207	1,673	751	2,197	170	1,492	1,884	1,381	2,506	1,018	1,501	1,513	1,780	3,026	313	721	1,513	1,344	1,527	1,425	3,055	1,405	1,527	1,697	986	1,039	724
VHT travel (hrs)	153.25	62.41	68.04	18.62	61.59	7.66	38.81	76.58	28.68	77.14	19.90	33.38	31.31	53.32	90.62	9.36	16.03	29.54	31.68	29.80	43.30	63.90	42.68	28.09	37.77	19.14	20.18	13.32
VHD delay (hrs)	103.81	42.29	40.16	6.10	24.97	4.84	13.94	45.17	5.67	35.38	2.94	8.37	6.09	23.65	40.19	4.15	4.01	4.32	11.00	6.30	21.37	16.90	21.06	4.59	11.66	3.97	4.19	2.18
Space mean speed (mph)	19	19	25	40	36	22	38	25	48	32	51	45	48	33	33	33	45											

SEGMENT	52	53	54	55	56	57	58	59	60	61	62	63	64	65	66	67	68	69	70	71	
Segment Length (ft)	400	2,000		14,995	2,000	745	750	4,315	1,500	3,500	3,000	3,240	1,500	2,995	1,500	490	2,000	2,280	1,500	2,995	1,500
Number of lanes	3	3		3	3	3	3	3	3	3	3	3	3	3	3	2	2	2	2	2	2
Free Flow Speed (mph)	70	70		70	70	70	70	70	70	70	70	70	70	70	70	70	70	70	70	70	70
Segment demand (vph)	3,808	3,808		3,808	3,808	3,808	3,808	2,709	3,297	3,297	3,297	3,297	2,723	3,372	3,372	3,372	3,372	3,372	3,021	3,171	
On-Ramp demand (vph)							1,099					574							351		
Off-Ramp demand (vph)								588							649						
Ramp-to-Ramp demand (vph)																					
Travel time per vehicle (min)	0.09	0.43		3.24	0.43	0.16	0.15	0.84	0.29	0.71	0.61	0.66	0.29	0.58	0.29	0.14	0.59	0.67	0.32	0.74	0.30
VMTD Veh-miles (Demand)	288	1,442		10,815	1,442	537	541	2,214	937	2,186	1,873	2,023	937	1,545	958	313	1,277	1,456	958	1,714	901
VMTV Veh-miles (Volume)	288	1,442		10,815	1,442	537	541	2,214	937	2,186	1,873	2,023	937	1,545	958	313	1,277	1,456	958	1,714	901
VHT travel (hrs)	5.49	27.46		205.87	27.46	10.23	9.40	37.93	15.92	39.14	33.55	36.23	16.03	26.48	16.32	8.08	32.98	37.60	17.75	37.18	15.97
VHD delay (hrs)	1.37	6.85		51.38	6.85	2.55	1.67	6.30	2.54	7.92	6.79	7.33	2.65	4.41	2.63	3.61	14.74	16.80	4.06	12.70	3.10
Space mean speed (mph)	53	53		53	53	53	58	58	59	56	56	56	58	58	59	39	39	39	54	46	56
Segment density (veh/mi/lane)	24	24		24	24	24	22	15	19	20	20	20	19	16	19	44	44	44	26	33	26
Segment density (pc/mi/lane)	28	28		28	28	28	25	18	21	23	23	23	22	18	22	50	50	50	30	38	30
Tolled Express Lane	GP	GP		GP	GP	GP	GP	GP	GP	GP	GP	GP	GP	GP	GP	GP	GP	GP	GP	GP	GP
Space mean speed (mph)	53	53		53	53	53	58	58	59	56	56	56	58	58	59	39	39	39	54	46	56
Travel time per vehicle (min)	0.09	0.43		3.24	0.43	0.16	0.15	0.84	0.29	0.71	0.61	0.66	0.29	0.58	0.29	0.14	0.59	0.67	0.32	0.74	0.30
Volume (vph)	-	-		-	-	-	-	-	-	-	-	-	-	-	-	-	-	-	-	-	-
Level of Service (LOS)																					

4:30 PM	C	C	C	C	C	B	B	B	C	C	C	B	B	B	E	E	E	C	D	C
4:45 PM	D	D	D	D	D	C	B	B	C	C	C	B	B	C	E	E	E	D	D	D
5:00 PM	C	C	C	C	C	B	B	B	C	C	C	B	B	C	F	F	F	D	D	D
5:15 PM	D	D	D	D	D	C	C	C	C	C	C	B	C	C	F	F	F	D	E	D
5:30 PM	D	D	D	D	D	C	B	B	C	C	C	B	B	C	E	E	E	C	D	D
5:45 PM	D	D	D	D	D	C	C	C	C	C	C	B	C	C	F	F	F	D	E	D
6:00 PM	D	D	D	D	D	C	B	C	C	C	C	B	B	C	F	F	F	D	D	C
6:15 PM	C	C	C	C	C	C	B	B	C	C	C	B	B	B	E	E	E	C	D	C

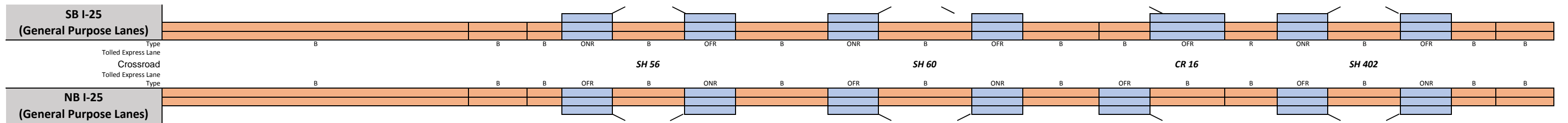


4:30 PM	E	E	E	E	E	B	C	C	D	D	D	C	E	D	F	F	F	D	E	D
4:45 PM	E	E	E	E	E	C	C	C	D	D	C	F	F	F	F	F	F	F	E	D
5:00 PM	E	E	E	E	E	C	C	C	D	D	F	F	F	F	F	F	F	F	E	D
5:15 PM	F	F	F	F	F	C	C	C	E	F	F	F	F	F	F	F	F	F	E	D
5:30 PM	F	F	F	F	F	C	C	C	E	F	F	F	F	F	F	F	F	F	E	D
5:45 PM	F	F	F	F	F	C	C	F	F	F	F	F	F	F	F	F	F	F	E	D
6:00 PM	F	F	F	F	F	D	F	F	F	F	F	F	F	F	F	F	F	F	E	D
6:15 PM	F	F	E	F	F	F	F	F	F	F	F	F	F	F	F	F	F	F	D	D

SEGMENT	52	53	54	55	56	57	58	59	60	61	62	63	64	65	66	67	68	69	70	71	
Segment Length (ft)	735	2,000		15,000	2,000	1,635	1,500	2,325	1,500	3,850	3,000	3,040	1,500	3,185	1,500	500	2,000	2,245	1,500	3,035	1,500
Number of lanes	3	3		3	3	3	3	3	3	3	3	3	3	2	2	2	2	2	2	2	2
Free Flow Speed (mph)	70	70		70	70	70	70	70	70	70	70	70	70	70	70	70	70	70	70	70	70
Segment demand (vph)	5,085	5,085		5,085	5,085	5,085	5,085	3,616	4,459	4,459	4,459	4,459	4,459	3,674	4,192	4,192	4,192	4,192	4,192	3,478	3,590
On-Ramp demand (vph)																					
Off-Ramp demand (vph)							1,469					785									
Ramp-to-Ramp demand (vph)																					
Travel time per vehicle (min)	0.21	0.57		4.24	0.57	0.46	0.30	0.46	0.35	1.38	1.56	2.04	1.17	1.48	0.32	0.20	0.80	0.89	0.31	0.77	0.31
VMTD Veh-miles (Demand)	708	1,926		14,446	1,926	1,575	1,445	1,592	1,267	3,251	2,534	2,567	1,267	2,216	1,191	397	1,588	1,782	1,191	1,999	1,020
VMTV Veh-miles (Volume)	694	1,887		14,156	1,887	1,543	1,416	1,555	1,226	3,041	2,304	2,271	1,120	1,954	1,067	356	1,423	1,597	1,067	1,788	916
VHT travel (hrs)	17.25	46.93		351.99	46.93	38.37	24.88	26.80	25.03	95.93	105.22	133.91	76.87	80.15	20.28	12.46	49.85	55.95	19.28	39.93	16.84
VHD delay (hrs)	7.34	19.97		149.76	19.97	16.32	4.65	4.59	7.53	52.49	72.31	101.48	60.87	52.24	5.04	7.38	29.52	33.14	4.04	14.39	3.76
Space mean speed (mph)	40	40		40	40	40	57	58	49	32	22	17	15	24	53	29	29	29	55	45	54
Segment density (veh/mi/lane)	41	41		41	41	41	29	20	29	44	62	78	90	66	27	66	66	66	31	35	26
Segment density (pc/mi/lane)	47	47		47	47	47	34	23	34	50	71	89	104	76	31	76	76	76	36	40	30
Tolled Express Lane	GP	GP		GP	GP	GP	GP	GP	GP	GP	GP	GP	GP	GP	GP	GP	GP	GP	GP	GP	GP
Space mean speed (mph)	40	40		40	40	40	57	58	49	32	22	17	15	24	53	29	29	29	55	45	54
Travel time per vehicle (min)	0.21	0.57		4.24	0.57	0.46	0.30	0.46	0.35	1.38	1.56	2.04	1.17	1.48	0.32	0.20	0.80	0.89	0.31	0.77	0.31
Volume (vph)	-	-		-	-	-	-	-	-	-	-	-	-	-	-	-	-	-	-	-	-
Level of Service (LOS)																					

SEGMENT	72	73	74	75	76	77	78	79	80	81	82	83	84	85	86	87	88	89	90
Segment Length (ft)	18,155	2,000	425	1,500	3,020	1,500	4,340	1,500	3,245	1,500	5,790	3,075	750	895	1,165	2,870	750	705	2,000
Number of lanes	2	2	2	2	2	2	2	2	2	2	2	2	2	2	2	2	2	2	2
Free Flow Speed (mph)	70	70	70	70	70	70	70	70	70	70	70	70	70	70	70	70	70	70	70
Segment demand (vph)	3,171	3,175	3,175	3,175	2,764	3,484	3,484	3,484	3,134	3,570	3,570	3,570	4,391	4,391	4,391	3,712	4,454	4,454	4,454
On-Ramp demand (vph)				411				350							679				
Off-Ramp demand (vph)						720				436			821				742		
Ramp-to-Ramp demand (vph)																			
Travel time per vehicle (min)	4.75	0.46	0.10	0.31	0.63	0.31	1.07	0.31	0.72	0.30	1.43	0.76	0.15	0.19	0.25	1.39	0.17	0.26	0.74
VMTD Veh-miles (Demand)	10,903	1,203	256	902	1,581	990	2,864	990	1,926	1,014	3,915	2,079	624	744	969	2,018	633	595	1,687
VMTV Veh-miles (Volume)	10,903	1,069	227	802	1,380	861	2,491	861	1,647	865	3,339	1,773	534	637	829	1,673	530	498	1,415
VHT travel (hrs)	251.09	21.67	4.61	14.61	25.50	15.54	54.00	15.51	32.18	15.46	72.77	38.65	9.67	12.17	15.85	71.54	10.60	16.28	45.84
VHD delay (hrs)	95.33	6.40	1.36	3.15	5.79	3.24	18.42	3.21	8.65	3.10	25.06	13.31	2.04	3.08	4.01	47.64	3.04	9.16	25.63
Space mean speed (mph)	43	49	49	55	54	55	46	56	51	56	46	46	55	52	52	23	50	31	31
Segment density (veh/mi/lane)	37	29	29	24	22	23	33	23	26	25	33	33	31	37	27	66	36	61	61
Segment density (pc/mi/lane)	42	33	33	28	26	27	38	26	30	29	38	38	36	43	32	76	41	70	70
Tolled Express Lane	GP	GP	GP	GP	GP	GP	GP	GP	GP	GP	GP	GP	GP	GP	GP	GP	GP	GP	GP
Space mean speed (mph)	43	49	49	55	54	55	46	56	51	56	46	46	55	52	52	23	50	31	31
Travel time per vehicle (min)	4.75	0.46	0.10	0.31	0.63	0.31	1.07	0.31	0.72	0.30	1.43	0.76	0.15	0.19	0.25	1.39	0.17	0.26	0.74
Volume (vph)	-	-	-	-	-	-	-	-	-	-	-	-	-	-	-	-	-	-	-
Level of Service (LOS)																			

4:30 PM	D	D	D	C	C	C	E	C	D	D	E	E	F	F	F	E	F	F	F
4:45 PM	E	D	D	C	D	C	E	C	D	D	E	E	F	F	F	E	F	F	F
5:00 PM	E	D	D	C	C	C	E	C	D	D	E	E	F	F	F	F	F	F	F
5:15 PM	F	D	D	D	C	C	E	C	D	D	E	E	F	F	F	F	F	F	F
5:30 PM	E	D	D	C	C	C	E	C	D	D	E	E	F	F	F	F	F	F	F
5:45 PM	E	D	D	C	C	C	E	C	D	D	E	E	F	F	F	F	F	F	F
6:00 PM	E	D	D	C	C	C	E	C	D	D	E	E	F	F	F	F	F	F	F
6:15 PM	D	D	D	C	C	C	E	C	D	D	E	E	F	F	F	F	F	F	F

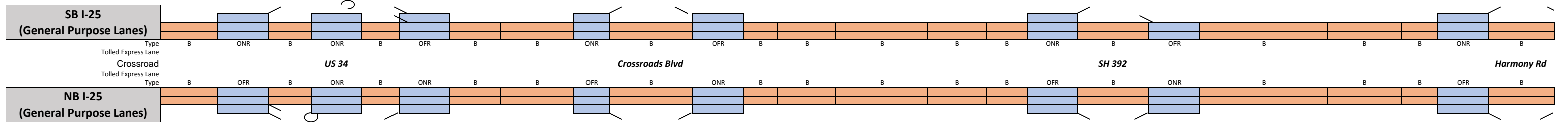


4:30 PM	E	E	E	D	D	D	F	D	E	D	F	D	E	E	D	D	D	D	E
4:45 PM	F	F	F	E	E	F	F	F	E	F	F	F	F	F	D	D	D	D	F
5:00 PM	F	F	F	D	D	D	F	E	E	D	F	E	E	E	D	D	D	D	F
5:15 PM	F	F	F	E	E	D	F	E	E	F	F	F	E	E	D	D	D	D	F
5:30 PM	F	F	F	E	E	D	F	E	E	F	F	F	E	E	D	D	D	D	F
5:45 PM	F	F	F	F	F	F	F	F	F	F	F	F	F	F	D	D	F	F	F
6:00 PM	F	E	E	F	F	D	F	E	F	D	F	E	E	E	D	C	F	F	F
6:15 PM	F	F	F	E	F	D	F	E	F	D	F	E	E	E	D	C	E	F	F

SEGMENT	72	73	74	75	76	77	78	79	80	81	82	83	84	85	86	87	88	89	90
Segment Length (ft)	18,150	2,000	500	1,500	2,890	1,500	4,225	1,500	4,255	1,500	3,160	1,500	3,095	1,610	1,500	2,930	1,500	1,095	2,000
Number of lanes	2	2	2	2	2	2	2	2	2	2	2	2	2	2	2	2	2	2	2
Free Flow Speed (mph)	70	70	70	70	70	70	70	70	70	70	70	70	70	70	70	70	70	70	70
Segment demand (vph)	3,590	3,590	3,590	3,590	3,200	3,785	3,785	3,785	3,480	3,809	3,809	3,809	3,268	3,268	3,268	2,835	3,554	3,554	3,554
On-Ramp demand (vph)						585				329							719		
Off-Ramp demand (vph)				390				305				541			433				
Ramp-to-Ramp demand (vph)																			
Travel time per vehicle (min)	6.11	0.67	0.15	0.32	0.80	0.33	1.64	0.30	1.07	0.33	1.25	0.31	0.82	0.43	0.31	0.67	0.32	0.35	0.57
VMTD Veh-miles (Demand)	12,341	1,360	340	1,020	1,752	1,075	3,029	1,075	2,804	1,082	2,280	1,082	1,916	996	928	1,573	1,010	737	1,346
VMTV Veh-miles (Volume)	12,255	1,350	337	1,010	1,723	1,060	2,986	1,060	2,756	1,065	2,244	1,065	1,885	981	914	1,548	997	728	1,324
VHT travel (hrs)	362.93	39.99	8.75	19.17	41.86	20.52	101.90	18.90	60.97	20.51	77.97	19.16	44.16	22.97	16.37	31.12	18.74	20.48	33.36
VHD delay (hrs)	187.86	20.70	3.93	4.75	17.25	5.37	59.24	3.76	21.59	5.29	45.91	3.95	17.24	8.97	3.32	9.01	4.50	10.08	14.45
Space mean speed (mph)	34	34	39	53	41	52	29	56	45	52	29	56	43	43	56	50	53	36	40
Segment density (veh/mi/lane)	53	53	46	33	38	30	64	31	38	29	65	31	38	38	27	28	27	49	44
Segment density (pc/mi/lane)	61	61	53	38	44	34	73	36	44	33	75	36	43	43	31	32	31	57	51
Tolled Express Lane	GP	GP	GP	GP	GP	GP	GP	GP	GP	GP	GP	GP	GP	GP	GP	GP	GP	GP	GP
Space mean speed (mph)	34	34	39	53	41	52	29	56	45	52	29	56	43	43	56	50	53	36	40
Travel time per vehicle (min)	6.11	0.67	0.15	0.32	0.80	0.33	1.64	0.30	1.07	0.33	1.25	0.31	0.82	0.43	0.31	0.67	0.32	0.35	0.57
Volume (vph)	-	-	-	-	-	-	-	-	-	-	-	-	-	-	-	-	-	-	-
Level of Service (LOS)																			

SEGMENT	91	92	93	94	95	96	97	98	99	100	101	102	103	104	105	106	107	108	109	110	111	112	113	114
Segment Length (ft)	2,640	1,500	405	755	1,250	1,500	1,435	3,000	1,500	3,480	1,500	700	2,000	4,255	2,000	460	1,500	3,240	1,500	6,730	3,000	455	1,500	3,025
Number of lanes	2	2	2	2	2	2	2	2	2	2	2	2	2	2	2	2	2	2	2	2	2	2	2	2
Free Flow Speed (mph)	70	70	70	70	70	70	70	70	70	70	70	70	70	70	70	70	70	70	70	70	70	70	70	70
Segment demand (vph)	4,454	4,454	3,696	3,696	3,287	4,195	4,195	4,195	4,195	3,267	4,167	4,167	4,167	4,167	4,175	4,175	4,175	3,614	4,448	4,448	4,448	4,448	4,448	3,149
On-Ramp demand (vph)		758		409						928							561						1,299	
Off-Ramp demand (vph)						908						900								834				
Ramp-to-Ramp demand (vph)																								
Travel time per vehicle (min)	0.96	0.33	0.23	0.43	1.03	0.72	0.69	1.44	0.68	3.04	0.72	0.35	1.02	2.46	0.61	0.14	0.32	0.76	0.31	2.32	1.03	0.16	0.32	0.63
VMTD Veh-miles (Demand)	2,227	1,265	284	529	778	1,192	1,140	2,384	1,192	2,153	1,184	552	1,578	3,358	1,581	364	1,186	2,218	1,264	5,670	2,527	383	1,264	1,804
VMTV Veh-miles (Volume)	1,872	1,067	230	429	613	934	893	1,869	936	1,590	922	434	1,242	2,669	1,391	320	1,043	1,908	1,088	4,880	2,175	330	1,088	1,446
VHT travel (hrs)	59.70	20.91	11.52	21.33	44.49	39.32	37.57	78.91	37.35	122.09	39.02	19.28	55.73	135.54	37.15	8.54	19.56	39.49	19.71	147.75	65.86	9.99	20.71	26.37
VHD delay (hrs)	32.96	5.67	8.24	15.20	35.73	25.99	24.81	52.21	36.71	99.37	25.85	13.09	37.98	97.41	17.28	3.97	4.66	12.23	4.17	78.04	34.79	5.28	11.91	5.71
Space mean speed (mph)	31	51	20	20	14	24	24	24	25	13	24	22	22	20	37	37	53	48	55	33	33	33	53	55
Segment density (veh/mi/lane)	60	31	75	75	94	69	69	69	66	93	68	73	74	84	49	49	27	32	35	58	58	58	27	23
Segment density (pc/mi/lane)	69	35	86	86	108	80	79	80	76	107	78	84	85	97	55	55	30	36	39	65	65	65	31	26
Tolled Express Lane	GP	GP	GP	GP	GP	GP	GP	GP	GP	GP	GP	GP	GP	GP	GP	GP	GP	GP	GP	GP	GP	GP	GP	GP
Space mean speed (mph)	31	51	20	20	14	24	24	24	25	13	24	22	22	20	37	37	53	48	55	33	33	33	53	55
Travel time per vehicle (min)	0.96	0.33	0.23	0.43	1.03	0.72	0.69	1.44	0.68	3.04	0.72	0.35	1.02	2.46	0.61	0.14	0.32	0.76	0.31	2.32	1.03	0.16	0.32	0.63
Volume (vph)	-	-	-	-	-	-	-	-	-	-	-	-	-	-	-	-	-	-	-	-	-	-	-	-
Level of Service (LOS)																								

4:30 PM	F	F	F	F	F	F	F	F	F	D	F	F	F	F	F	F	F	D	F	F	F	F	F	C
4:45 PM	F	F	F	F	F	F	F	F	F	D	F	F	F	F	F	F	F	E	F	F	F	F	F	D
5:00 PM	F	F	F	F	F	F	F	F	F	F	F	F	F	F	F	F	F	E	F	F	F	F	F	D
5:15 PM	F	F	F	F	F	F	F	F	F	F	F	F	F	F	F	F	F	E	F	F	F	F	F	D
5:30 PM	F	F	F	F	F	F	F	F	F	F	F	F	F	F	F	F	F	E	F	F	F	F	F	C
5:45 PM	F	F	F	F	F	F	F	F	F	F	F	F	F	F	F	F	F	E	F	F	F	F	F	D
6:00 PM	F	F	F	F	F	F	F	F	F	F	F	F	F	F	F	F	F	E	F	F	F	F	F	D
6:15 PM	F	F	F	F	F	F	F	F	F	F	F	F	F	F	F	F	F	E	F	F	F	F	F	C

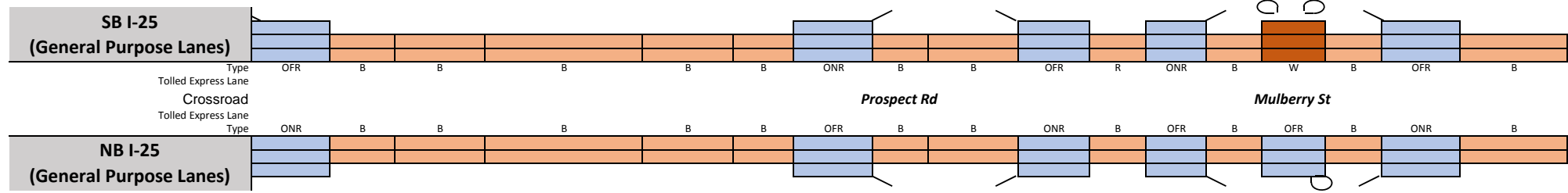


4:30 PM	E	C	C	C	D	D	F	F	D	D	F	F	F	F	F	F	D	D	F	F	F	F	D
4:45 PM	F	C	D	C	E	F	F	F	F	E	F	F	F	F	F	F	F	F	F	F	F	F	D
5:00 PM	F	C	D	C	F	F	F	F	F	F	F	F	F	F	F	F	F	F	D	F	F	F	D
5:15 PM	F	C	D	F	F	F	F	F	F	F	F	F	F	F	F	F	F	D	D	F	F	F	D
5:30 PM	F	C	E	F	F	D	F	F	F	F	F	F	F	F	F	F	F	E	F	F	F	F	D
5:45 PM	F	F	F	F	F	F	F	F	F	F	F	F	F	F	F	F	F	F	F	F	F	F	D
6:00 PM	F	F	F	F	F	F	F	F	F	F	F	F	F	F	F	F	F	F	F	F	F	F	D
6:15 PM	F	F	F	F	F	F	F	F	F	F	D	F	F	E	F	F	F	F	D	F	F	F	D

SEGMENT	91	92	93	94	95	96	97	98	99	100	101	102	103	104	105	106	107	108	109	110	111	112	113	114
Segment Length (ft)	1,925	1,500	1,050	1,500	600	1,500	1,545	3,000	540	3,680	1,500	500	2,000	4,255	2,000	900	1,500	2,900	1,500	6,630	3,000	600	1,500	2,565
Number of lanes	2	2	2	2	2	2	2	2	2	2	2	2	2	2	2	2	2	2	2	2	2	2	2	2
Free Flow Speed (mph)	70	70	70	70	70	70	70	70	70	70	70	70	70	70	70	70	70	70	70	70	70	70	70	70
Segment demand (vph)	3,554	3,554	2,664	3,007	3,007	3,910	3,910	3,910	3,910	3,098	3,935	3,935	3,935	3,935	3,935	3,935	3,935	3,211	3,901	3,901	3,901	3,901	3,901	2,711
On-Ramp demand (vph)				343		903							837											
Off-Ramp demand (vph)		890							812								724							1,190
Ramp-to-Ramp demand (vph)																								
Travel time per vehicle (min)	0.58	0.36	0.40	0.69	0.35	0.33	0.62	1.08	0.12	1.46	0.32	0.20	0.80	1.69	0.80	0.36	0.31	0.82	0.33	2.60	1.18	0.24	0.31	0.56
VMTD Veh-miles (Demand)	1,296	1,010	530	854	342	1,111	1,144	2,222	400	2,159	1,118	373	1,491	3,171	1,491	671	1,118	1,764	1,108	4,898	2,216	443	1,108	1,317
VMTV Veh-miles (Volume)	1,266	982	508	814	324	1,067	1,099	2,130	383	2,035	1,067	356	1,423	3,027	1,423	640	1,067	1,678	1,064	4,702	2,128	426	1,064	1,261
VHT travel (hrs)	33.44	20.51	17.20	33.07	16.54	20.46	38.51	67.36	7.38	70.99	20.28	12.46	49.85	106.05	49.85	22.43	19.32	41.91	20.35	162.56	73.56	14.71	19.61	24.18
VHD delay (hrs)	15.35	6.48	9.94	21.44	11.91	13.68	22.80	36.94	1.91	41.92	5.03	7.38	29.52	62.80	29.52	13.28	4.07	17.95	5.15	95.39	43.16	8.63	4.41	6.17
Space mean speed (mph)	38	48	30	25	20	52	29	32	52	29	53	29	29	29	29	29	55	40	52	29	29	29	54	52
Segment density (veh/mi/lane)	46	30	43	57	73	28	66	59	34	51	26	66	66	66	66	66	31	38	28	65	65	65	30	25
Segment density (pc/mi/lane)	53	34	50	65	84	32	76	68	39	59	30	76	76	76	76	76	35	44	32	74	74	74	35	29
Tolled Express Lane	GP	GP	GP	GP	GP	GP	GP	GP	GP	GP	GP	GP	GP	GP	GP	GP	GP	GP	GP	GP	GP	GP	GP	GP
Space mean speed (mph)	38	48	30	25	20	52	29	32	52	29	53	29	29	29	29	29	55	40	52	29	29	29	54	52
Travel time per vehicle (min)	0.58	0.36	0.40	0.69	0.35	0.33	0.62	1.08	0.12	1.46	0.32	0.20	0.80	1.69	0.80	0.36	0.31	0.82	0.33	2.60	1.18	0.24	0.31	0.56
Volume (vph)	-	-	-	-	-	-	-	-	-	-	-	-	-	-	-	-	-	-	-	-	-	-	-	-
Level of Service (LOS)																								

SEGMENT	115	116	117	118	119	120	121	122	123	124	125	126	127	128	129	130	131	
Segment Length (ft)	1,500	500	2,000	4,840	2,000	500	1,500	535	2,000	775	715	1,160	700	420	750	1,500	2,700	276,955
Number of lanes	2	2	2	2	2	2	2	2	2	2	2	2	2	3	2	2	2	
Free Flow Speed (mph)	70	70	70	70	70	70	70	70	70	70	70	70	70	70	70	70	70	
Segment demand (vph)	3,897	3,897	3,897	3,897	3,897	3,897	3,897	2,810	2,810	3,024	3,024	3,024	2,514	2,617	1,774	1,959	1,959	
On-Ramp demand (vph)							1,087					510		843				
Off-Ramp demand (vph)	748									214				103		185		
Ramp-to-Ramp demand (vph)														1				
Travel time per vehicle (min)	0.31	0.12	0.48	1.15	0.48	0.12	0.31	0.10	0.39	0.16	0.14	0.23	0.13	0.09	0.15	0.30	0.53	76.41
VMTD Veh-miles (Demand)	1,107	369	1,476	3,572	1,476	369	1,107	285	1,064	444	410	664	333	208	252	557	1,002	209,714
VMTV Veh-miles (Volume)	889	296	1,186	2,870	1,186	296	889	207	774	324	299	485	225	141	252	557	1,002	195,963
VHT travel (hrs)	16.05	6.21	24.85	60.13	24.85	6.21	16.23	3.56	13.32	5.74	5.30	8.43	3.77	2.80	4.30	9.88	17.41	4,725.79
VHD delay (hrs)	3.34	1.98	7.91	19.13	7.91	1.98	3.52	0.60	2.26	1.12	1.03	1.51	0.55	0.79	0.70	1.93	3.10	1,971.15
Space mean speed (mph)	55	48	48	48	48	48	55	58	58	56	56	57	60	50	59	56	58	41
Segment density (veh/mi/lane)	24	33	33	33	33	33	25	18	18	17	24	15	14	17	15	16	17	36
Segment density (pc/mi/lane)	27	37	37	37	37	37	28	20	20	18	26	17	16	18	17	19	20	41
Tolled Express Lane	GP	GP	GP	GP	GP	GP	GP	GP	GP	GP	GP	GP	GP	GP	GP	GP	GP	TEL
Space mean speed (mph)	55	48	48	48	48	48	55	58	58	56	56	57	60	50	59	56	58	-
Travel time per vehicle (min)	0.31	0.12	0.48	1.15	0.48	0.12	0.31	0.10	0.39	0.16	0.14	0.23	0.13	0.09	0.15	0.30	0.53	74.67
Volume (vph)	-	-	-	-	-	-	-	-	-	-	-	-	-	-	-	-	-	1.74
Level of Service (LOS)																		

4:30 PM	C	D	D	D	D	D	C	B	B	B	B	B	B	B	B	B	B	B
4:45 PM	C	E	E	E	E	E	D	C	C	B	B	B	B	B	B	B	B	C
5:00 PM	C	E	E	E	E	E	C	C	C	B	B	B	B	B	B	B	B	C
5:15 PM	F	F	F	F	F	F	F	C	C	B	B	B	B	B	B	B	B	C
5:30 PM	C	D	D	D	D	D	C	C	C	B	B	B	B	B	B	B	B	C
5:45 PM	F	F	F	F	F	F	F	C	C	B	B	B	B	B	B	B	B	C
6:00 PM	F	F	F	F	F	F	F	C	C	B	B	B	B	B	B	B	B	C
6:15 PM	F	F	F	F	F	F	F	C	C	B	B	B	B	B	B	B	B	C

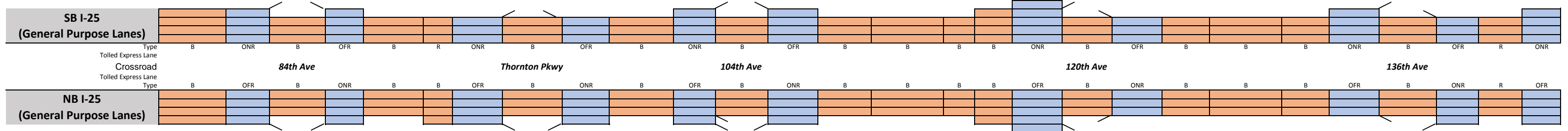


4:30 PM	D	F	F	F	F	F	C	D	D	C	E	D	D	C	C	B	C
4:45 PM	F	F	F	F	F	F	F	D	D	C	F	D	D	C	C	B	D
5:00 PM	D	F	F	F	F	F	C	D	D	C	F	D	D	C	C	B	C
5:15 PM	D	F	F	F	F	F	C	D	D	C	F	D	D	C	C	B	C
5:30 PM	F	F	F	F	F	F	F	D	D	C	E	D	C	C	C	B	C
5:45 PM	F	F	F	F	F	F	F	D	D	F	F	F	D	C	C	B	C
6:00 PM	F	F	F	F	F	F	F	D	D	C	F	D	D	C	C	B	C
6:15 PM	D	F	F	F	F	F	C	D	D	C	F	D	D	C	C	B	C

SEGMENT	115	116	117	118	119	120	121	122	123	124	125	126	127	128	129	130	131	
Segment Length (ft)	1,500	900	2,000	4,840	2,000	740	1,500	525	2,000	1,165	570	750	510	840	550	1,500	2,700	277,130
Number of lanes	2	2	2	2	2	2	2	2	2	2	2	2	2	2	2	2	2	
Free Flow Speed (mph)	70	70	70	70	70	70	70	70	70	70	70	70	70	70	70	70	70	
Segment demand (vph)	3,834	3,834	3,834	3,834	3,834	3,834	3,834	2,778	2,778	3,370	3,370	3,370	2,679	2,679	2,087	2,329	2,329	
On-Ramp demand (vph)	1,123									592						242		
Off-Ramp demand (vph)							1,056					691		592				
Ramp-to-Ramp demand (vph)																		
Travel time per vehicle (min)	0.33	0.34	0.75	1.82	0.75	0.28	0.31	0.12	0.44	0.24	0.16	0.15	0.11	0.19	0.11	0.30	0.55	87.32
VMTD Veh-miles (Demand)	1,089	654	1,452	3,515	1,452	537	1,089	276	1,052	744	364	479	259	426	217	662	1,191	233,482
VMTV Veh-miles (Volume)	1,050	630	1,400	3,389	1,400	518	1,050	266	1,014	721	353	464	251	413	211	643	1,158	219,638
VHT travel (hrs)	20.05	20.89	46.42	112.32	46.42	17.17	19.26	5.20	19.80	13.05	8.53	8.40	4.82	8.17	3.69	11.18	20.93	6,113.67
VHD delay (hrs)	9.90	11.88	26.41	63.91	26.41	9.77	4.26	1.40	5.32	2.74	3.48	1.77	1.24	2.27	0.68	1.99	4.39	2,930.88
Space mean speed (mph)	52	30	30	30	30	30	55	51	51	55	41	55	52	51	57	58	55	36
Segment density (veh/mi/lane)	28	61	61	61	61	61	20	26	26	23	39	27	25	19	18	15	20	46
Segment density (pc/mi/lane)	32	70	70	70	70	70	24	30	30	26	45	31	29	22	20	18	24	53
Tolled Express Lane	GP	GP	GP	GP	GP	GP	GP	GP	GP	GP	GP	GP	GP	GP	GP	GP	GP	TEL
Space mean speed (mph)	52	30	30	30	30	30	55	51	51	55	41	55	52	51	57	58	55	-
Travel time per vehicle (min)	0.33	0.34	0.75	1.82	0.75	0.28	0.31	0.12	0.44	0.24	0.16	0.15	0.11	0.19	0.11	0.30	0.55	85.51
Volume (vph)	-	-	-	-	-	-	-	-	-	-	-	-	-	-	-	-	-	1.81
Level of Service (LOS)																		

SEGMENT	1	2	3	4	5	6	7	8	9	10	11	12	13	14	15	16	17	18	19	20	21	22	23	24	25	26	27	28	
Segment Length (ft)	2,700	1,500	1,865	1,100	2,530	715	750	1,835	750	2,900	1,045	1,735	1,010	2,190	3,100	95	800	1,500	1,575	1,500	1,400	3,000	1,315	1,500	2,095	750	1,390	750	
Number of lanes	4	4	3	3	3	3	3	3	3	3	3	3	3	3	3	3	4	3	3	3	3	3	3	3	3	3	3	3	
Free Flow Speed (mph)	60	60	60	60	60	60	60	60	60	60	60	60	60	60	60	60	60	60	65	65	65	65	65	65	65	65	65	65	
Segment demand (vph)	6,339	6,339	4,990	5,559	5,559	5,559	5,559	4,890	5,682	5,682	4,712	5,451	5,451	5,451	5,451	5,451	5,451	4,387	5,388	5,388	5,388	5,388	5,388	4,366	5,130	5,130	5,130		
On-Ramp demand (vph)		1,349					669				970							1,064						1,022					
Off-Ramp demand (vph)				569					792				739							1,001						764			
Ramp-to-Ramp demand (vph)																													
Travel time per vehicle (min)	0.75	0.29	0.54	0.24	0.86	0.17	0.18	0.48	0.17	1.01	0.25	0.93	0.33	0.70	0.97	0.03	0.43	0.41	0.38	0.31	0.50		1.06	0.47	0.33	0.53	0.16	0.31	0.17
VMTD Veh-miles (Demand)	3,242	1,801	1,763	1,158	2,664	753	790	1,699	807	3,121	1,125	1,548	1,043	2,261	3,200	98	826	1,549	1,309	1,531	1,429	3,061	1,342	1,531	1,732	729	1,351	729	
VMTV Veh-miles (Volume)	3,132	1,740	1,687	1,108	2,549	720	756	1,616	767	2,966	1,069	1,479	999	2,170	3,082	95	799	1,509	1,307	1,539	1,436	3,078	1,349	1,539	1,732	729	1,351	729	
VHT travel (hrs)	76.89	29.67	42.94	21.60	76.14	14.95	15.69	37.30	14.98	91.31	22.18	69.45	28.67	61.36	84.98	3.03	38.08	36.34	27.66	28.33	44.75	95.89	42.03	30.05	38.42	13.39	26.18	14.13	
VHD delay (hrs)	24.69	0.67	14.82	3.13	33.66	2.95	3.09	10.37	2.19	41.87	85.12	44.80	12.02	25.20	33.62	1.45	24.76	127.12	7.55	4.65	22.65	48.54	21.28	23.91	11.77	2.18	5.40	2.91	
Space mean speed (mph)	41	59	39	51	33	48	48	43	51	32	48	21	35	35	36	31	21	42	47	54	32	32	32	51	45	54	52	52	
Segment density (veh/mi/lane)	38	26	41	35	53	37	37	36	35	55	37	70	50	49	48	56	63	43	31	33	56	56	56	35	32	31	33	33	
Segment density (pc/mi/lane)	43	30	47	40	61	42	42	41	40	64	43	81	57	57	55	65	72	49	36	38	65	65	65	41	37	36	38	38	
Tolled Express Lane	GP	GP	GP	GP	GP	GP	GP	GP	GP	GP	GP	GP	GP	GP	GP	GP	GP	GP	GP	GP	GP	GP	GP	GP	GP	GP	GP	GP	GP
Space mean speed (mph)	41	59	39	51	33	48	48	43	51	32	48	21	35	35	36	31	21	42	47	54	32	32	32	51	45	54	52	52	
Travel time per vehicle (min)	0.75	0.29	0.54	0.24	0.86	0.17	0.18	0.48	0.17	1.01	0.25	0.93	0.33	0.70	0.97	0.03	0.43	0.41	0.38	0.31	0.50		1.06	0.47	0.33	0.53	0.16	0.31	0.17
Volume (vph)	-	-	-	-	-	-	-	-	-	-	-	-	-	-	-	-	-	-	-	-	-	-	-	-	-	-	-	-	-
Level of Service (LOS)																													

4:30 PM	E	D	F	F	F	F	F	D	F	F	F	F	E	D	F	F	F	D	C	D	D	F	F	F	D	D	E	E	D
4:45 PM	E	D	F	F	F	F	F	D	F	F	F	F	F	F	F	F	F	D	F	D	F	F	F	F	F	F	E	F	D
5:00 PM	E	D	F	F	F	F	F	E	F	F	F	F	F	F	F	F	F	D	F	D	F	F	F	F	F	E	E	E	D
5:15 PM	E	D	F	F	F	F	F	D	F	F	F	F	F	F	F	F	F	D	F	D	F	F	F	F	D	E	E	E	D
5:30 PM	F	D	F	C	F	D	D	E	F	F	F	F	F	F	F	F	F	F	D	D	F	F	F	D	D	E	E	D	
5:45 PM	E	D	F	F	F	F	F	E	F	F	F	F	F	F	F	F	F	F	F	F	F	F	F	D	E	E	E	D	
6:00 PM	F	D	F	F	F	F	F	D	F	F	F	F	F	F	F	F	F	F	F	F	F	F	F	F	F	E	F	F	D
6:15 PM	E	D	F	F	F	F	F	D	F	F	F	F	F	F	F	F	F	F	F	F	F	F	F	F	D	F	F	D	

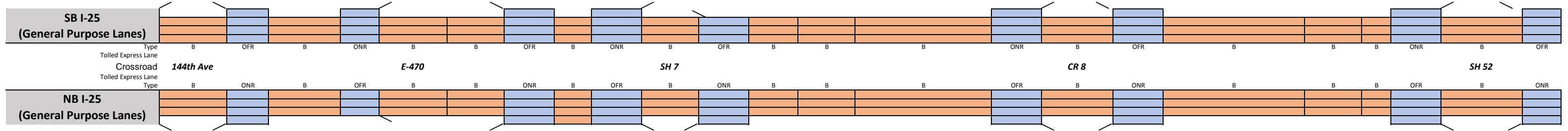


4:30 PM	F	F	F	F	F	D	F	F	F	F	F	E	F	F	F	F	D	F	E	F	F	D	F	F	E	F	F	F
4:45 PM	F	F	F	F	F	F	F	F	F	F	F	E	F	F	F	F	D	F	E	F	F	D	F	F	E	F	F	F
5:00 PM	F	F	F	F	F	F	F	F	F	F	F	D	F	F	F	F	D	F	D	F	F	D	F	F	E	F	F	F
5:15 PM	F	F	F	F	F	F	F	F	F	F	F	D	F	F	F	F	D	F	D	F	F	D	F	F	E	F	F	F
5:30 PM	F	F	F	F	F	F	F	F	F	F	F	F	F	F	F	F	D	F	D	F	F	D	F	F	E	F	F	F
5:45 PM	F	F	F	F	F	F	F	F	F	F	F	F	F	F	F	F	D	F	F	F	F	D	F	F	E	F	F	F
6:00 PM	F	F	F	F	F	F	F	F	F	F	F	F	F	F	F	F	D	F	F	F	F	D	F	F	E	F	F	F
6:15 PM	F	F	F	F	F	F	F	F	F	F	F	F	F	F	F	F	D	F	D	F	F	D	F	F	E	F	F	F

SEGMENT	1	2	3	4	5	6	7	8	9	10	11	12	13	14	15	16	17	18	19	20	21	22	23	24	25	26	27	28	
Segment Length (ft)	2,700	1,100	1,875	750	2,200	170	1,500	2,180	1,350	2,450	995	1,700	1,500	1,765	3,000	310	715	1,500	1,525	1,500	1,400	3,000	1,380	1,500	2,040	1,015	1,070	745	
Number of lanes	4	4	3	3	3	4	3	3	3	3	3	3	3	3	3	3	4	3	3	3	3	4	3	3	3	3	3	3	
Free Flow Speed (mph)	60	60	60	60	60	60	60	60	60	60	60	60	60	60	60	60	60	60	65	65	65	65	65	65	65	65	65	65	
Segment demand (vph)	7,012	7,012	5,640	6,341	6,341	6,341	6,341	5,572	6,547	6,547	6,547	5,441	6,245	6,245	6,245	6,245	6,245	6,245	5,412	6,277	6,277	6,277	6,277	6,277	5,214	6,047	6,047	6,047	
On-Ramp demand (vph)				701					975				804							865						833			
Off-Ramp demand (vph)		1,372					769				1,106							833						1,063					
Ramp-to-Ramp demand (vph)																													
Travel time per vehicle (min)	1.85	0.75	1.05	0.26	0.78	0.13	0.53	1.16	0.32	0.86	0.22	0.40	0.35	0.59	1.01	0.10	0.18	0.33	0.29	0.33	0.50		0.72	0.49	0.31	0.53	0.23	0.24	0.16
VMTD Veh-miles (Demand)	3,586	1,461	2,003	901	2,642	204	1,801	2,301	1,674	3,038	1,234	1,752	1,774	2,088	3,548	367	846	1,774	1,563	1,783	1,664	3,566	1,641	1,783	2,015	1,162	1,225	853	
VMTV Veh-miles (Volume)	2,852	1,159	1,573	728	2,133	165	1,454	1,858	1,381	2,506	1,018	1,445	1,503	1,769	3,006	311	716	1,503	1,319	1,543	1,440	3,087	1,420	1,543	1,739	1,025	1,081	753	
VHT travel (hrs)	172.02	69.56	77.63	22.31	66.91	11.39	45.62	86.81	28.75	77.14	19.94	29.70	31.08	52.30	88.90	9.19	15.87	29.35	21.76	30.25	45.10	64.99	44.46	28.37	39.58	20.19	21.28	13.87	
VHD delay (hrs)	124.49	50.24	51.41	10.17	31.36	8.64	21.39	55.85	41.12	35.38	2.98	5.62	6.03	22.82	38.80	4.01	3.93	4.30	1.46	6.64	22.94	17.51	22.61	4.62	12.82	4.41	4.65	2.29	
Space mean speed (mph)	17	17	20	33	32	14	32	21	48	32	51	49	48	34	34	34	45	51	61	51	32	47	32	54	44	51	51	54	
Segment density (veh/mi/lane)	84	83	73	52	54	88	54	70	37	55	35	31	36	52	52	52	29	34	25	35	57	29	57	33	34	35	35	33	
Segment density (pc/mi/lane)	97	96	84	60	62	102	62	81	43	64	41	35	42	60	60	60	34	40	29	41	65	33	65	38	39	40	40	38	
Tolled Express Lane	GP	GP	GP	GP	GP	GP	GP	GP	GP	GP	GP	GP	GP	GP	GP	GP	GP	GP	GP	GP	GP	GP	GP	GP	GP	GP	GP	GP	GP
Space mean speed (mph)	17	17	20	33	32	14	32	21	48	32	51	49	48	34	34	34	45	51	61	51	32	47	32	54	44	51	51	54	
Travel time per vehicle (min)	1.85	0.75	1.05	0.26	0.78	0.13	0.53	1.16	0.32	0.86	0.22	0.40	0.35	0.59	1.01	0.10	0.18	0.33	0.29	0.33	0.50		0.72	0.49	0.31	0.53	0.23	0.24	0.16
Volume (vph)	-	-	-	-	-	-	-	-	-	-	-	-	-	-	-	-	-	-	-	-	-	-	-	-	-	-	-	-	-
Level of Service (LOS)																													

SEGMENT	29	30	31	32	33	34	35	36	37	38	39	40	41	42	43	44	45	46	47	48	49	50	51		
Segment Length (ft)	2,720	1,280	3,000	1,280	3,650	2,000	750	685	750	2,535	1,500	520	2,000		7,390	1,500	2,750	1,500		7,610	2,000	295	1,500	3,030	1,500
Number of lanes	3	3	3	3	3	3	3	3	3	3	3	3	3		3	3	3	3		3	3	3	3	3	3
Free Flow Speed (mph)	65	65	65	65	70	70	70	70	70	70	70	70	70		70	70	70	70		70	70	70	70	70	70
Segment demand (vph)	4,162	4,828	4,828	4,828	4,525	4,525	5,336	5,336	5,336	4,043	5,075	5,075	5,075		5,075	5,075	4,453	4,861		4,861	4,861	4,861	4,861	3,882	4,193
On-Ramp demand (vph)				303						1,293							622							979	
Off-Ramp demand (vph)		666						811				1,032													311
Ramp-to-Ramp demand (vph)																									
Travel time per vehicle (min)	0.66	0.26	0.85	0.28	0.90	0.49	0.15	0.23	0.16	0.57	0.30	0.15	0.59		2.20	0.31	0.67	0.29		2.09	0.54	0.08	0.30	0.66	0.29
VMTD Veh-miles (Demand)	2,144	1,170	2,743	1,170	3,128	1,714	758	692	758	1,941	1,442	500	1,922		7,103	1,442	2,319	1,381		7,006	1,841	272	1,381	2,228	1,191
VMTV Veh-miles (Volume)	2,144	1,170	2,743	1,170	3,128	1,714	758	692	758	1,941	1,442	500	1,922		7,103	1,442	2,319	1,381		7,006	1,832	270	1,374	2,214	1,184
VHT travel (hrs)	45.83	21.28	68.05	22.26	67.64	37.06	13.06	20.08	14.46	38.18	24.97	13.08	50.29		185.83	25.81	49.98	23.45		169.38	43.46	6.41	24.29	42.40	19.96
VHD delay (hrs)	12.85	3.27	25.84	4.26	22.95	12.58	2.23	10.19	3.63	10.45	4.38	5.94	22.83		84.36	5.21	16.84	3.72		69.30	17.29	2.55	4.66	10.77	3.05
Space mean speed (mph)	47	55	40	53	46	46	58	34	52	51	58	38	38		38	56	46	59		41	42	42	57	52	59
Segment density (veh/mi/lane)	30	29	40	31	33	33	31	52	34	27	29	44	44		44	30	32	28		39	38	38	29	25	23
Segment density (pc/mi/lane)	34	34	46	35	38	38	35	59	39	30	34	51	51		51	35	37	32		45	44	44	33	28	27
Tolled Express Lane	GP	GP	GP	GP	GP	GP	GP	GP	GP	GP	GP	GP	GP		GP	GP	GP	GP		GP	GP	GP	GP	GP	GP
Space mean speed (mph)	47	55	40	53	46	46	58	34	52	51	58	38	38		38	56	46	59		41	42	42	57	52	59
Travel time per vehicle (min)	0.66	0.26	0.85	0.28	0.90	0.49	0.15	0.23	0.16	0.57	0.30	0.15	0.59		2.20	0.31	0.67	0.29		2.09	0.54	0.08	0.30	0.66	0.29
Volume (vph)	-	-	-	-	-	-	-	-	-	-	-	-	-		-	-	-	-		-	-	-	-	-	-
Level of Service (LOS)																									

4:30 PM	D	C	E	C	D	D	D	F	D	C	C	E	E	E	C	D	C		D	D	B	C	B	
4:45 PM	D	D	F	C	E	E	D	F	D	D	C	F	F	F	C	D	C		E	E	E	C	C	
5:00 PM	E	D	F	C	E	E	D	F	D	D	C	F	F	F	C	D	C		E	E	E	C	C	
5:15 PM	E	D	F	D	E	D	D	F	D	D	D	F	F	F	D	F	C		F	F	F	C	D	C
5:30 PM	D	C	E	C	D	D	D	F	D	D	C	E	E	E	C	D	C		E	E	E	C	D	C
5:45 PM	D	C	E	C	E	E	D	F	D	D	D	F	F	F	C	E	C		F	F	F	C	D	C
6:00 PM	E	D	F	D	E	D	D	F	E	D	D	F	F	F	D	E	C		F	F	F	C	D	C
6:15 PM	E	D	F	D	E	E	D	F	D	D	D	F	F	F	D	D	C		E	F	F	C	D	C

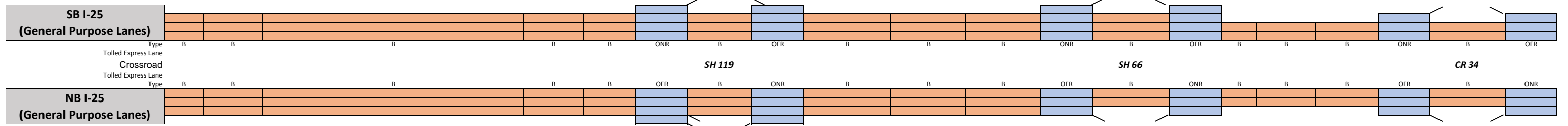


4:30 PM	D	C	D	D	E	E	C	D	C	E	F	F	F	F	F	E	C		F	F	D	E	C
4:45 PM	E	D	D	D	E	E	F	D	F	E	F	F	F	F	F	E	F		F	F	F	E	C
5:00 PM	E	F	D	F	E	E	F	D	F	E	F	F	F	F	F	F	F		F	F	F	E	C
5:15 PM	E	F	D	F	E	E	C	F	D	F	C	F	F	F	F	F	F		F	F	F	E	F
5:30 PM	E	F	D	F	E	E	C	F	D	F	C	F	F	F	F	F	F		F	F	F	E	F
5:45 PM	E	F	D	F	E	E	C	F	D	F	C	F	F	F	F	F	F		F	F	F	F	F
6:00 PM	E	F	D	F	E	E	C	F	D	F	D	F	F	F	F	F	F		F	F	F	D	F
6:15 PM	E	F	D	F	E	E	C	F	D	F	D	F	F	F	F	F	F		F	F	F	F	F

SEGMENT	29	30	31	32	33	34	35	36	37	38	39	40	41	42	43	44	45	46	47	48	49	50	51		
Segment Length (ft)	2,714	935	2,976	750	2,725	2,000	1,500	645	1,500	2,005	1,500	1,470	2,000		7,240	1,500	2,955	1,500		7,555	2,000	155	1,500	3,580	750
Number of lanes	3	3	4	3	3	3	3	4	3	3	3	3	3		3	3	3	3		3	3	3	3	3	
Free Flow Speed (mph)	65	65	65	65	70	70	70	70	70	70	70	70	70		70	70	70	70		70	70	70	70	70	70
Segment demand (vph)	5,019	5,737	5,737	5,737	5,062	5,062	6,017	6,017	6,017	5,068	6,539	6,539	6,539		6,539	6,539	5,749	6,289		6,289	6,289	6,289	6,289	5,311	5,789
On-Ramp demand (vph)		718						955				1,471													478
Off-Ramp demand (vph)				675								949					790							978	
Ramp-to-Ramp demand (vph)																									
Travel time per vehicle (min)	0.69	0.20	0.69	0.16	0.67	0.37	0.31	0.14	0.30	0.37	0.31	0.55	0.75		2.71	0.29	0.73	0.31		3.01	0.80	0.06	0.30	0.93	0.15
VMTD Veh-miles (Demand)	2,580	1,016	3,234	815	2,612	1,917	1,709	735	1,709	1,924	1,858	1,821	2,477		8,966	1,858	3,217	1,787		8,999	2,382	185	1,787	3,601	822
VMTV Veh-miles (Volume)	2,273	910	2,897	730	2,346	1,720	1,550	666	1,550	1,742	1,576	1,545	2,102		7,608	1,576	2,724	1,536		8,063	2,134	165	1,601	3,214	741
VHT travel (hrs)	50.87	17.52	59.11	13.29	50.83	28.14	28.54	13.16	26.86	28.46	29.12	50.97	69.34		251.01	27.11	59.15	27.88		282.45	74.77	5.79	27.72	73.43	13.21
VHD delay (hrs)	15.90	3.51	14.54	2.05	17.32	3.56	21.65	3.64	4.72	3.57	377.37	28.90	39.32		142.33	4.59	20.24	5.94		167.27	44.28	3.43	4.85	27.51	2.62
Space mean speed (mph)	45	52	49	55	46	61	54	51	58	61	54	30	30		30	58	46	55		29	29	29	58	44	56
Segment density (veh/mi/lane)	33	33	26	31	33	25	33	27	32	25	34	61	61		61	32	35	33		66	66	66	33	36	31
Segment density (pc/mi/lane)	38	38	30	36	38	28	39	31	36	29	39	70	70		70	37	41	38		76	76	76	37	42	36
Tolled Express Lane	GP	GP	GP	GP	GP	GP	GP	GP	GP	GP	GP	GP	GP		GP	GP	GP	GP		GP	GP	GP	GP	GP	GP
Space mean speed (mph)	45	52	49	55	46	61	54	51	58	61	54	30	30		30	58	46	55		29	29	29	58	44	56
Travel time per vehicle (min)	0.69	0.20	0.69	0.16	0.67	0.37	0.31	0.14	0.30	0.37	0.31	0.55	0.75		2.71	0.29	0.73	0.31		3.01	0.80	0.06	0.30	0.93	0.15
Volume (vph)	-	-	-	-	-	-	-	-	-	-	-	-	-		-	-	-	-		-	-	-	-	-	-
Level of Service (LOS)																									

SEGMENT	52	53	54	55	56	57	58	59	60	61	62	63	64	65	66	67	68	69	70	71	
Segment Length (ft)	400	2,000		14,995	2,000	745	750	4,315	1,500	3,500	3,000	3,240	1,500	2,995	1,500	490	2,000	2,280	1,500	2,995	1,500
Number of lanes	3	3		3	3	3	3	3	3	3	3	3	3	3	3	2	2	2	2	2	2
Free Flow Speed (mph)	70	70		70	70	70	70	70	70	70	70	70	70	70	70	70	70	70	70	70	70
Segment demand (vph)	4,193	4,193		4,193	4,193	4,193	4,193	3,067	3,741	3,741	3,741	3,741	3,150	3,777	3,777	3,777	3,777	3,777	3,414	3,620	
On-Ramp demand (vph)							1,126					591							363		
Off-Ramp demand (vph)								674						627							
Ramp-to-Ramp demand (vph)																					
Travel time per vehicle (min)	0.09	0.46		3.43	0.46	0.17	0.15	0.86	0.29	0.74	0.64	0.69	0.29	0.60	0.29	0.19	0.78	0.89	0.33	1.04	0.37
VMTD Veh-miles (Demand)	318	1,588		11,908	1,588	592	596	2,506	1,063	2,480	2,126	2,296	1,063	1,787	1,073	351	1,431	1,631	1,073	1,937	1,028
VMTV Veh-miles (Volume)	316	1,578		11,834	1,578	588	592	2,485	1,054	2,459	2,108	2,277	1,054	1,769	1,063	347	1,417	1,615	1,063	1,916	1,027
VHT travel (hrs)	6.36	31.82		238.54	31.82	11.85	10.38	43.53	17.96	45.97	39.41	42.56	18.17	31.16	18.08	11.95	48.79	55.62	20.44	58.62	22.56
VHD delay (hrs)	1.85	9.27		69.48	9.27	3.45	1.93	8.03	2.91	10.84	9.29	10.03	3.12	5.88	2.90	7.00	28.55	32.55	5.26	31.25	7.89
Space mean speed (mph)	50	50		50	50	50	57	57	59	53	53	53	58	57	59	29	29	29	29	33	46
Segment density (veh/mi/lane)	28	28		28	28	28	24	18	21	23	23	23	21	18	21	64	64	64	29	52	39
Segment density (pc/mi/lane)	32	32		32	32	32	28	20	24	27	27	27	25	21	24	74	74	74	33	59	45
Tolled Express Lane	GP	GP		GP	GP	GP	GP	GP	GP	GP	GP	GP	GP	GP	GP	GP	GP	GP	GP	GP	GP
Space mean speed (mph)	50	50		50	50	50	57	59	53	53	53	58	57	59	29	29	29	29	33	46	
Travel time per vehicle (min)	0.09	0.46		3.43	0.46	0.17	0.15	0.86	0.29	0.74	0.64	0.69	0.29	0.60	0.29	0.19	0.78	0.89	0.33	1.04	0.37
Volume (vph)	-	-		-	-	-	-	-	-	-	-	-	-	-	-	-	-	-	-	-	
Level of Service (LOS)																					

4:30 PM	C	C	C	C	C	C	C	B	C	C	C	C	B	B	C	E	E	E	D	D	C
4:45 PM	D	D	D	D	D	C	C	C	D	D	D	D	B	C	C	F	F	F	D	F	D
5:00 PM	D	D	D	D	D	C	C	C	D	D	D	D	B	C	C	F	F	F	D	F	D
5:15 PM	D	D	D	D	D	C	C	C	D	D	D	D	B	C	C	F	F	F	F	F	F
5:30 PM	D	D	D	D	D	C	C	C	D	D	D	D	B	C	C	F	F	F	D	F	F
5:45 PM	D	D	D	D	D	C	C	C	D	D	D	D	C	C	C	F	F	F	F	F	F
6:00 PM	D	D	D	D	D	C	C	C	D	D	D	D	B	C	C	F	F	F	F	F	F
6:15 PM	D	D	D	D	D	C	C	C	D	D	D	D	B	C	C	F	F	F	D	F	E

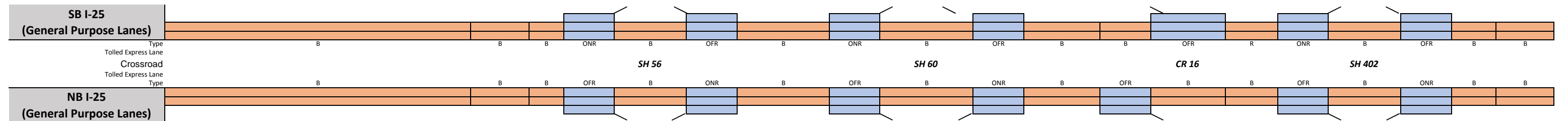


4:30 PM	F	F	F	F	F	C	C	C	E	E	D	F	F	F	F	F	F	F	F	E	D
4:45 PM	F	F	F	F	F	C	D	C	E	E	F	F	F	F	F	F	F	F	F	F	F
5:00 PM	F	F	F	F	F	C	C	E	F	F	F	F	F	F	F	F	F	F	F	F	F
5:15 PM	F	F	F	F	F	F	F	F	F	F	F	F	F	F	F	F	F	F	F	F	F
5:30 PM	F	F	F	F	F	F	F	F	F	F	F	F	F	F	F	F	F	F	F	F	F
5:45 PM	F	F	F	F	F	F	F	F	F	F	F	F	F	F	F	F	F	F	F	F	F
6:00 PM	F	F	F	F	F	F	F	F	F	F	F	F	F	F	F	F	F	F	F	F	F
6:15 PM	F	F	F	F	F	F	F	F	F	F	F	F	F	F	F	F	F	F	F	F	F

SEGMENT	52	53	54	55	56	57	58	59	60	61	62	63	64	65	66	67	68	69	70	71	
Segment Length (ft)	735	2,000		15,000	2,000	1,635	1,500	2,325	1,500	3,850	3,000	3,040	1,500	3,185	1,500	500	2,000	2,245	1,500	3,035	1,500
Number of lanes	3	3		3	3	3	3	3	3	3	3	3	3	2	2	2	2	2	2	2	2
Free Flow Speed (mph)	70	70		70	70	70	70	70	70	70	70	70	70	70	70	70	70	70	70	70	70
Segment demand (vph)	5,789	5,789		5,789	5,789	5,789	5,789	4,168	5,144	5,144	5,144	5,144	4,198	4,758	4,758	4,758	4,758	4,758	4,758	4,021	4,219
On-Ramp demand (vph)																					
Off-Ramp demand (vph)												946									
Ramp-to-Ramp demand (vph)																					
Travel time per vehicle (min)	0.23	0.62		4.65	0.78	0.68	0.59	1.87	0.96	2.85	2.41	2.44	1.20	1.58	0.32	0.20	0.80	0.89	0.31	0.79	0.32
VMTD Veh-miles (Demand)	806	2,193		16,446	2,193	1,793	1,645	1,835	1,461	3,751	2,923	2,962	1,461	2,532	1,352	451	1,802	2,023	1,352	2,311	1,199
VMTV Veh-miles (Volume)	726	1,977		13,990	1,846	1,496	1,361	1,455	1,165	2,879	2,232	2,261	1,116	1,928	1,067	356	1,423	1,597	1,067	1,817	954
VHT travel (hrs)	19.80	53.89		381.63	63.65	54.97	46.85	103.19	65.36	187.75	157.67	159.95	78.63	84.26	20.28	12.46	49.85	55.95	19.25	41.46	17.74
VHD delay (hrs)	9.42	25.65		181.77	37.28	33.59	27.40	82.41	100.18	146.62	125.78	127.65	62.69	56.71	5.04	7.38	29.52	33.14	4.00	15.50	4.11
Space mean speed (mph)	37	37		37	29	27	29	14	18	15	14	14	14	23	53	29	29	29	29	44	54
Segment density (veh/mi/lane)	47	47		45	56	59	55	78	77	86	92	93	92	70	27	66	66	66	31	36	27
Segment density (pc/mi/lane)	55	55		51	64	68	63	90	88	99	106	106	106	80	31	76	76	76	36	41	31
Tolled Express Lane	GP	GP		GP	GP	GP	GP	GP	GP	GP	GP	GP	GP	GP	GP	GP	GP	GP	GP	GP	GP
Space mean speed (mph)	37	37		37	29	27	29	14	18	15	14	14	14	23	53	29	29	29	29	44	54
Travel time per vehicle (min)	0.23	0.62		4.65	0.78	0.68	0.59	1.87	0.96	2.85	2.41	2.44	1.20	1.58	0.32	0.20	0.80	0.89	0.31	0.79	0.32
Volume (vph)	-	-		-	-	-	-	-	-	-	-	-	-	-	-	-	-	-	-	-	
Level of Service (LOS)																					

SEGMENT	72	73	74	75	76	77	78	79	80	81	82	83	84	85	86	87	88	89	90
Segment Length (ft)	18,155	2,000	425	1,500	3,020	1,500	4,340	1,500	3,245	1,500	5,790	3,075	750	895	1,165	2,870	750	705	2,000
Number of lanes	2	2	2	2	2	2	2	2	2	2	2	2	2	2	2	2	2	2	2
Free Flow Speed (mph)	70	70	70	70	70	70	70	70	70	70	70	70	70	70	70	70	70	70	70
Segment demand (vph)	3,620	3,624	3,624	3,624	3,280	3,936	3,936	3,936	3,264	4,169	4,169	4,169	4,756	4,756	4,756	3,967	4,700	4,700	4,700
On-Ramp demand (vph)				344				672							789				
Off-Ramp demand (vph)						656				905			587				733		
Ramp-to-Ramp demand (vph)																			
Travel time per vehicle (min)	5.14	0.50	0.11	0.31	0.68	0.31	1.18	0.31	0.70	0.31	1.60	0.85	0.15	0.19	0.25	1.69	0.27	0.26	0.75
VMTD Veh-miles (Demand)	12,447	1,373	292	1,030	1,876	1,118	3,235	1,118	2,006	1,184	4,572	2,428	676	806	1,049	2,156	668	628	1,780
VMTV Veh-miles (Volume)	12,447	1,165	248	874	1,562	925	2,675	925	1,587	936	3,613	1,919	534	637	829	1,613	498	468	1,328
VHT travel (hrs)	310.38	25.64	5.45	16.12	30.87	16.63	63.73	16.89	30.32	16.96	88.05	46.76	9.57	12.17	15.85	83.42	16.05	15.12	43.53
VHD delay (hrs)	132.56	9.00	1.91	3.64	8.55	3.42	25.52	3.68	7.64	3.59	36.44	19.35	1.95	3.08	4.01	60.38	8.94	8.43	24.56
Space mean speed (mph)	40	45	45	54	51	56	42	55	52	55	41	41	56	52	52	19	31	31	31
Segment density (veh/mi/lane)	45	34	34	26	27	25	39	24	25	27	40	40	31	39	27	77	56	57	57
Segment density (pc/mi/lane)	52	39	39	30	31	29	45	28	28	31	46	46	36	45	31	88	65	65	66
Tolled Express Lane	GP	GP	GP	GP	GP	GP	GP	GP	GP	GP	GP	GP	GP	GP	GP	GP	GP	GP	GP
Space mean speed (mph)	40	45	45	54	51	56	42	55	52	55	41	41	56	52	52	19	31	31	31
Travel time per vehicle (min)	5.14	0.50	0.11	0.31	0.68	0.31	1.18	0.31	0.70	0.31	1.60	0.85	0.15	0.19	0.25	1.69	0.27	0.26	0.75
Volume (vph)	-	-	-	-	-	-	-	-	-	-	-	-	-	-	-	-	-	-	-
Level of Service (LOS)																			

4:30 PM	E	D	D	C	D	C	E	C	D	F	F	F	F	F	F	E	F	F	F
4:45 PM	F	E	E	D	D	F	F	F	D	F	F	F	F	F	F	F	F	F	F
5:00 PM	F	E	E	D	D	F	F	F	D	F	F	F	F	F	F	F	F	F	F
5:15 PM	F	F	F	F	D	F	F	F	D	F	F	F	F	F	F	F	F	F	F
5:30 PM	E	E	E	D	D	D	F	D	D	F	F	F	F	F	F	F	F	F	F
5:45 PM	F	E	E	D	D	F	F	F	D	F	F	F	F	F	F	F	F	F	F
6:00 PM	E	E	E	D	D	F	F	F	D	F	F	F	F	F	F	F	F	F	F
6:15 PM	D	D	D	D	D	D	F	D	D	F	F	F	F	F	F	F	F	F	F

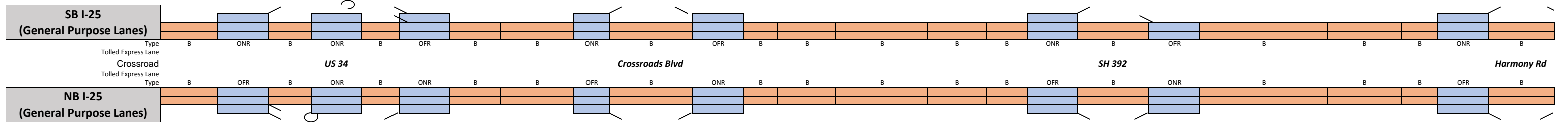


4:30 PM	F	F	F	E	E	F	F	F	F	F	F	F	F	F	F	D	D	D	F
4:45 PM	F	F	F	F	F	F	F	F	F	F	F	F	F	F	F	F	D	D	F
5:00 PM	F	F	F	F	F	F	F	F	F	F	F	F	F	F	F	D	D	D	F
5:15 PM	F	F	F	F	F	F	F	F	F	F	F	F	F	F	F	F	D	D	F
5:30 PM	F	F	F	F	F	F	F	F	F	F	F	F	F	F	F	F	D	D	F
5:45 PM	F	F	F	F	F	F	F	F	F	F	F	F	F	F	F	F	D	D	F
6:00 PM	F	F	F	F	F	F	F	F	F	F	F	F	F	F	F	F	D	D	F
6:15 PM	F	F	F	F	F	F	F	F	F	F	F	F	F	F	F	F	D	D	C

SEGMENT	72	73	74	75	76	77	78	79	80	81	82	83	84	85	86	87	88	89	90
Segment Length (ft)	18,150	2,000	500	1,500	2,890	1,500	4,225	1,500	4,255	1,500	3,160	1,500	3,095	1,610	1,500	2,930	1,500	1,095	2,000
Number of lanes	2	2	2	2	2	2	2	2	2	2	2	2	2	2	2	2	2	2	2
Free Flow Speed (mph)	70	70	70	70	70	70	70	70	70	70	70	70	70	70	70	70	70	70	70
Segment demand (vph)	4,219	4,219	4,219	4,219	3,864	4,340	4,340	4,340	3,830	4,505	4,505	4,505	4,053	4,053	4,053	3,162	3,867	3,867	3,867
On-Ramp demand (vph)						476				675									
Off-Ramp demand (vph)				355				510				452			891				
Ramp-to-Ramp demand (vph)																			
Travel time per vehicle (min)	10.85	0.90	0.22	0.68	1.72	0.56	1.62	0.57	2.30	0.33	1.26	0.31	0.89	0.46	0.31	0.64	0.32	0.31	0.57
VMTD Veh-miles (Demand)	14,503	1,598	400	1,199	2,115	1,233	3,473	1,233	3,086	1,280	2,696	1,280	2,376	1,236	1,151	1,755	1,099	802	1,465
VMTV Veh-miles (Volume)	11,487	1,259	315	944	1,658	996	2,804	996	2,483	1,067	2,248	1,067	1,971	1,025	955	1,462	949	692	1,265
VHT travel (hrs)	604.40	49.79	12.14	37.67	86.76	32.80	94.88	33.25	118.07	20.57	78.76	19.10	49.81	25.91	17.32	28.23	17.55	17.28	31.57
VHD delay (hrs)	440.30	31.80	7.64	24.18	63.08	18.58	54.82	19.03	82.60	5.32	46.64	3.85	21.66	11.27	3.67	7.35	4.00	7.39	13.50
Space mean speed (mph)	19	25	26	25	19	30	30	30	21	52	29	56	40	40	55	52	54	40	40
Segment density (veh/mi/lane)	88	66	64	66	79	58	59	59	73	29	66	31	42	42	28	25	26	42	42
Segment density (pc/mi/lane)	101	76	74	76	91	66	68	67	84	33	76	36	49	49	32	29	30	48	48
Tolled Express Lane	GP	GP	GP	GP	GP	GP	GP	GP	GP	GP	GP	GP	GP	GP	GP	GP	GP	GP	GP
Space mean speed (mph)	19	25	26	25	19	30	30	30	21	52	29	56	40	40	55	52	54	40	40
Travel time per vehicle (min)	10.85	0.90	0.22	0.68	1.72	0.56	1.62	0.57	2.30	0.33	1.26	0.31	0.89	0.46	0.31	0.64	0.32	0.31	0.57
Volume (vph)	-	-	-	-	-	-	-	-	-	-	-	-	-	-	-	-	-	-	-
Level of Service (LOS)																			

SEGMENT	91	92	93	94	95	96	97	98	99	100	101	102	103	104	105	106	107	108	109	110	111	112	113	114
Segment Length (ft)	2,640	1,500	405	755	1,250	1,500	1,435	3,000	1,500	3,480	1,500	700	2,000	4,255	2,000	460	1,500	3,240	1,500	6,730	3,000	455	1,500	3,025
Number of lanes	2	2	2	2	2	2	2	2	2	2	2	2	2	2	2	2	2	2	2	2	2	2	2	2
Free Flow Speed (mph)	70	70	70	70	70	70	70	70	70	70	70	70	70	70	70	70	70	70	70	70	70	70	70	70
Segment demand (vph)	4,700	4,700	3,862	3,862	3,269	4,318	4,318	4,318	4,318	3,449	4,245	4,245	4,245	4,245	4,253	4,253	4,253	3,699	4,666	4,666	4,666	4,666	4,666	3,496
On-Ramp demand (vph)		838		593						869							554						1,170	
Off-Ramp demand (vph)						1,049					796								967					
Ramp-to-Ramp demand (vph)																								
Travel time per vehicle (min)	0.99	0.54	0.30	0.57	1.55	1.14	1.09	2.27	1.07	4.94	1.33	0.58	1.64	3.81	0.54	0.12	0.32	0.72	0.31	2.14	0.95	0.14	0.32	0.63
VMTD Veh-miles (Demand)	2,350	1,335	296	552	774	1,227	1,174	2,453	1,227	2,273	1,206	563	1,608	3,421	1,611	371	1,208	2,270	1,326	5,947	2,651	402	1,326	2,003
VMTV Veh-miles (Volume)	1,753	996	205	383	495	783	752	1,579	796	1,289	725	344	990	2,149	1,351	311	1,013	1,848	1,083	4,859	2,166	329	1,083	1,508
VHT travel (hrs)	57.57	31.72	13.47	25.28	54.18	52.55	50.04	105.34	49.80	160.82	56.47	24.96	71.22	169.28	32.24	7.42	18.73	36.38	19.69	136.11	60.67	9.20	20.51	27.63
VHD delay (hrs)	32.54	17.49	10.54	19.81	47.11	41.37	39.30	82.79	44.92	142.41	46.12	20.05	57.08	138.59	12.95	2.98	4.26	9.98	4.22	66.69	29.73	4.51	5.08	6.08
Space mean speed (mph)	30	31	15	15	9	15	15	15	15	8	13	14	14	13	42	42	54	51	55	36	36	36	53	55
Segment density (veh/mi/lane)	58	56	88	88	114	92	92	93	88	122	99	94	94	105	43	43	26	30	35	53	53	53	27	24
Segment density (pc/mi/lane)	66	64	101	102	132	106	106	107	101	140	114	108	108	121	47	47	29	33	39	60	60	60	30	27
Tolled Express Lane	GP	GP	GP	GP	GP	GP	GP	GP	GP	GP	GP	GP	GP	GP	GP	GP	GP	GP	GP	GP	GP	GP	GP	GP
Space mean speed (mph)	30	31	15	15	9	15	15	15	15	8	13	14	14	13	42	42	54	51	55	36	36	36	53	55
Travel time per vehicle (min)	0.99	0.54	0.30	0.57	1.55	1.14	1.09	2.27	1.07	4.94	1.33	0.58	1.64	3.81	0.54	0.12	0.32	0.72	0.31	2.14	0.95	0.14	0.32	0.63
Volume (vph)	-	-	-	-	-	-	-	-	-	-	-	-	-	-	-	-	-	-	-	-	-	-	-	-
Level of Service (LOS)																								

4:30 PM	F	F	F	F	F	F	F	F	F	D	F	F	F	F	F	E	E	C	D	F	F	F	F	C
4:45 PM	F	F	F	F	F	F	F	F	F	E	F	F	F	F	F	F	F	F	D	F	F	F	F	D
5:00 PM	F	F	F	F	F	F	F	F	F	F	F	F	F	F	F	F	F	F	D	F	F	F	F	D
5:15 PM	F	F	F	F	F	F	F	F	F	F	F	F	F	F	F	F	F	F	D	F	F	F	F	D
5:30 PM	F	F	F	F	F	F	F	F	F	F	F	F	F	F	F	F	F	F	D	F	F	F	F	C
5:45 PM	F	F	F	F	F	F	F	F	F	F	F	F	F	F	F	F	F	F	D	F	F	F	F	D
6:00 PM	F	F	F	F	F	F	F	F	F	F	F	F	F	F	F	F	F	F	F	F	F	F	F	D
6:15 PM	F	F	F	F	F	F	F	F	F	F	F	F	F	F	F	F	F	F	F	F	F	F	F	E

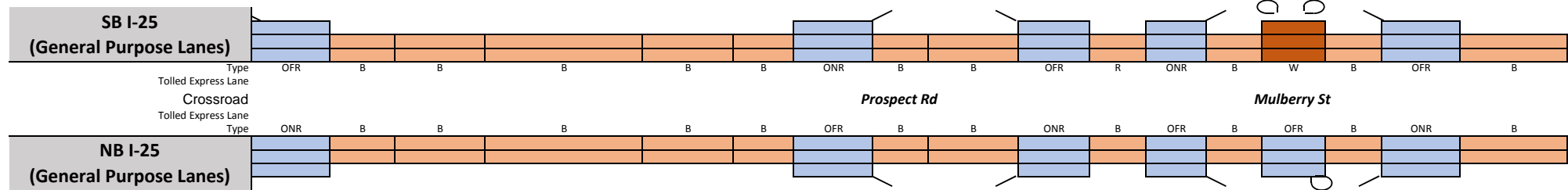


4:30 PM	F	C	C	C	E	F	F	F	F	D	F	F	F	F	F	F	F	F	F	F	F	F	F	D
4:45 PM	F	F	D	C	D	F	F	F	F	E	F	F	F	F	F	F	F	F	F	F	F	F	F	D
5:00 PM	F	C	C	E	F	F	F	F	F	F	F	F	F	F	F	F	F	F	F	F	F	F	F	D
5:15 PM	F	F	D	F	F	F	F	F	F	F	F	F	F	F	F	F	F	F	F	F	F	F	F	D
5:30 PM	F	C	C	F	F	F	F	F	F	F	F	F	F	F	F	F	F	F	F	F	F	F	F	D
5:45 PM	F	F	B	F	F	F	F	F	F	F	F	F	F	F	F	F	F	F	F	F	F	F	F	C
6:00 PM	F	F	F	F	F	F	F	F	F	F	F	F	F	F	F	F	F	F	F	F	F	F	F	D
6:15 PM	E	F	F	F	F	F	F	F	F	F	F	F	F	F	F	F	F	F	F	F	F	F	F	C

SEGMENT	91	92	93	94	95	96	97	98	99	100	101	102	103	104	105	106	107	108	109	110	111	112	113	114
Segment Length (ft)	1,925	1,500	1,050	1,500	600	1,500	1,545	3,000	540	3,680	1,500	500	2,000	4,255	2,000	900	1,500	2,900	1,500	6,630	3,000	600	1,500	2,565
Number of lanes	2	2	2	2	2	2	2	2	2	2	2	2	2	2	2	2	2	2	2	2	2	2	2	2
Free Flow Speed (mph)	70	70	70	70	70	70	70	70	70	70	70	70	70	70	70	70	70	70	70	70	70	70	70	70
Segment demand (vph)	3,867	3,867	2,840	3,452	3,452	4,189	4,189	4,189	4,189	3,499	4,135	4,135	4,135	4,135	4,135	4,135	4,135	3,422	4,191	4,191	4,191	4,191	4,191	3,059
On-Ramp demand (vph)				612		737																		
Off-Ramp demand (vph)		1,027							690								713							1,132
Ramp-to-Ramp demand (vph)																								
Travel time per vehicle (min)	0.55	0.31	0.21	0.48	0.33	0.33	0.62	1.19	0.11	1.20	0.32	0.20	0.80	2.23	0.71	0.31	0.50	1.69	0.33	2.64	1.19	0.24	0.31	0.54
VMTD Veh-miles (Demand)	1,410	1,099	565	981	392	1,190	1,226	2,380	428	2,439	1,175	392	1,566	3,332	1,566	705	1,175	1,880	1,191	5,263	2,381	476	1,191	1,486
VMTV Veh-miles (Volume)	1,217	949	487	861	343	1,067	1,099	2,134	384	2,175	1,067	356	1,423	2,915	1,370	617	1,028	1,641	1,067	4,717	2,134	427	1,067	1,320
VHT travel (hrs)	30.38	17.31	8.56	24.35	16.62	20.46	38.51	74.77	6.94	62.61	20.28	12.46	49.85	134.61	42.51	18.74	30.08	83.94	20.44	165.25	74.77	14.95	19.58	24.37
VHD delay (hrs)	12.99	3.76	1.60	12.05	11.72	5.22	22.80	44.28	1.45	31.54	5.03	7.38	29.52	92.96	22.94	9.93	15.40	60.50	5.20	97.86	44.28	8.86	4.34	5.52
Space mean speed (mph)	40	55	57	35	21	52	29	29	55	35	53	29	29	22	32	33	34	20	52	29	29	29	54	54
Segment density (veh/mi/lane)	42	22	20	43	73	28	66	66	31	45	26	66	66	84	56	55	53	76	28	66	66	66	30	25
Segment density (pc/mi/lane)	48	25	23	49	84	32	76	76	35	52	30	76	76	96	65	63	61	88	32	76	76	76	35	29
Tolled Express Lane	GP	GP	GP	GP	GP	GP	GP	GP	GP	GP	GP	GP	GP	GP	GP	GP	GP	GP	GP	GP	GP	GP	GP	GP
Space mean speed (mph)	40	55	57	35	21	52	29	29	55	35	53	29	29	22	32	33	34	20	52	29	29	29	54	54
Travel time per vehicle (min)	0.55	0.31	0.21	0.48	0.33	0.33	0.62	1.19	0.11	1.20	0.32	0.20	0.80	2.23	0.71	0.31	0.50	1.69	0.33	2.64	1.19	0.24	0.31	0.54
Volume (vph)	-	-	-	-	-	-	-	-	-	-	-	-	-	-	-	-	-	-	-	-	-	-	-	-
Level of Service (LOS)																								

SEGMENT	115	116	117	118	119	120	121	122	123	124	125	126	127	128	129	130	131		
Segment Length (ft)	1,500	500	2,000	4,840	2,000	500	1,500	535	2,000	775	715	1,160	700	420	750	1,500	2,700	276,955	
Number of lanes	2	2	2	2	2	2	2	2	2	2	2	2	2	3	2	2	2		
Free Flow Speed (mph)	70	70	70	70	70	70	70	70	70	70	70	70	70	70	70	70	70		
Segment demand (vph)	4,155	4,155	4,155	4,155	4,155	4,155	4,155	3,170	3,170	3,411	3,411	3,411	2,689	2,726	1,596	2,051	2,051		
On-Ramp demand (vph)							985					722		1,130					
Off-Ramp demand (vph)	659									241				37		455			
Ramp-to-Ramp demand (vph)														1					
Travel time per vehicle (min)	0.31	0.12	0.46	1.12	0.46	0.12	0.31	0.10	0.39	0.16	0.14	0.23	0.13	0.10	0.14	0.31	0.54	87.46	
VMTD Veh-miles (Demand)	1,180	393	1,574	3,809	1,574	393	1,180	321	1,201	501	462	749	356	217	227	583	1,049	224,652	
VMTV Veh-miles (Volume)	887	296	1,182	2,861	1,182	296	887	216	809	338	312	505	209	127	227	583	1,049	202,912	
VHT travel (hrs)	15.93	6.03	24.10	58.33	24.10	6.03	16.15	3.73	13.96	5.99	5.52	8.81	3.47	2.62	3.81	10.45	18.41	5,341.45	
VHD delay (hrs)	3.26	1.80	7.21	17.45	7.21	1.80	3.48	0.64	2.40	1.16	1.07	1.58	0.48	0.80	0.58	2.13	3.43	2,572.03	
Space mean speed (mph)	56	49	49	49	49	49	55	58	58	56	56	57	60	49	59	56	57	38	
Segment density (veh/mi/lane)	24	32	32	32	32	32	25	18	18	17	29	16	13	18	13	17	18	40	
Segment density (pc/mi/lane)	27	35	35	35	35	35	28	20	20	19	32	18	14	20	15	20	21	46	
Tolled Express Lane	GP	GP	GP	GP	GP	GP	GP	GP	GP	GP	GP	GP	GP	GP	GP	GP	GP	GP	TEL
Space mean speed (mph)	56	49	49	49	49	49	55	58	58	56	56	57	60	49	59	56	57	-	
Travel time per vehicle (min)	0.31	0.12	0.46	1.12	0.46	0.12	0.31	0.10	0.39	0.16	0.14	0.23	0.13	0.10	0.14	0.31	0.54	85.72	
Volume (vph)	-	-	-	-	-	-	-	-	-	-	-	-	-	-	-	-	-	-	1.75
Level of Service (LOS)																			

4:30 PM	C	D	D	D	D	D	C	B	B	B	B	B	B	B	B	B	B	B
4:45 PM	F	F	F	F	F	F	F	C	C	B	B	B	B	B	B	B	B	C
5:00 PM	F	F	F	F	F	F	F	C	C	B	B	B	B	B	B	B	B	C
5:15 PM	F	F	F	F	F	F	F	C	C	B	B	B	B	B	B	B	B	C
5:30 PM	F	F	F	F	F	F	F	C	C	B	B	B	B	B	B	B	C	C
5:45 PM	F	F	F	F	F	F	F	C	C	B	B	B	B	B	B	B	C	C
6:00 PM	F	F	F	F	F	F	F	C	C	C	B	B	B	B	B	B	C	C
6:15 PM	F	F	F	F	F	F	F	C	C	C	C	B	B	C	B	C	C	C

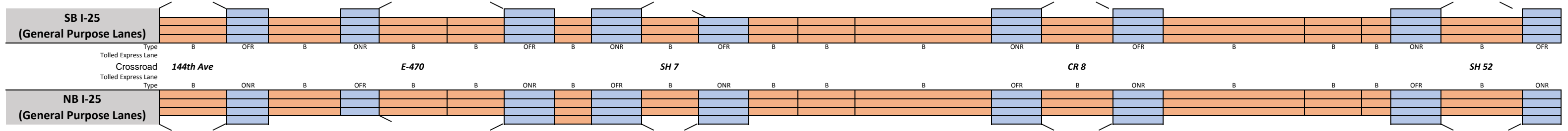


4:30 PM	F	F	F	F	F	F	F	D	D	C	E	D	C	C	B	B	C
4:45 PM	F	F	F	F	F	F	F	E	E	F	F	F	D	C	C	B	D
5:00 PM	F	F	F	F	F	F	F	D	D	C	E	D	C	C	B	B	C
5:15 PM	F	F	F	F	F	F	F	D	D	C	E	D	D	C	B	B	C
5:30 PM	F	F	F	F	F	F	F	E	E	C	E	D	C	C	B	B	C
5:45 PM	F	F	F	F	F	F	F	E	E	F	F	F	D	C	B	B	D
6:00 PM	F	F	F	F	F	F	F	E	E	C	F	D	D	C	B	C	D
6:15 PM	D	F	F	F	F	F	C	D	D	C	E	D	C	C	B	B	D

SEGMENT	115	116	117	118	119	120	121	122	123	124	125	126	127	128	129	130	131		
Segment Length (ft)	1,500	900	2,000	4,840	2,000	740	1,500	525	2,000	1,165	570	750	510	840	550	1,500	2,700	277,130	
Number of lanes	2	2	2	2	2	2	2	2	2	2	2	2	2	2	2	2	2		
Free Flow Speed (mph)	70	70	70	70	70	70	70	70	70	70	70	70	70	70	70	70	70		
Segment demand (vph)	4,043	4,043	4,043	4,043	4,043	4,043	4,043	3,175	3,175	3,466	3,466	3,466	2,654	2,654	1,839	2,467	2,467		
On-Ramp demand (vph)	984									291						628			
Off-Ramp demand (vph)							868					812		815					
Ramp-to-Ramp demand (vph)																			
Travel time per vehicle (min)	0.33	0.34	0.75	1.82	0.75	0.28	0.31	0.12	0.47	0.24	0.15	0.15	0.11	0.19	0.11	0.30	0.56	103.10	
VMTD Veh-miles (Demand)	1,149	689	1,531	3,706	1,531	567	1,149	316	1,203	765	374	492	256	422	192	701	1,262	256,918	
VMTV Veh-miles (Volume)	1,051	631	1,401	3,391	1,401	519	1,051	288	1,097	703	344	453	236	389	176	659	1,186	218,198	
VHT travel (hrs)	20.07	20.88	46.40	112.29	46.40	17.17	19.11	5.97	22.73	12.64	7.95	8.21	4.40	7.76	2.99	11.46	21.61	7,023.90	
VHD delay (hrs)	5.87	11.87	26.38	63.85	26.38	9.76	4.10	1.85	7.06	2.59	3.03	1.74	1.02	2.20	0.47	2.05	4.67	4,292.20	
Space mean speed (mph)	52	30	30	30	30	30	55	48	48	56	43	55	54	50	59	57	55	31	
Segment density (veh/mi/lane)	28	61	61	61	61	61	20	30	30	22	37	27	23	18	14	16	21	53	
Segment density (pc/mi/lane)	32	70	70	70	70	70	24	34	34	25	42	31	26	21	16	18	24	61	
Tolled Express Lane	GP	GP	GP	GP	GP	GP	GP	GP	GP	GP	GP	GP	GP	GP	GP	GP	GP	GP	TEL
Space mean speed (mph)	52	30	30	30	30	30	55	48	48	56	43	55	54	50	59	57	55	-	
Travel time per vehicle (min)	0.33	0.34	0.75	1.82	0.75	0.28	0.31	0.12	0.47	0.24	0.15	0.15	0.11	0.19	0.11	0.30	0.56	101.30	
Volume (vph)	-	-	-	-	-	-	-	-	-	-	-	-	-	-	-	-	-	-	1.80
Level of Service (LOS)																			

SEGMENT	29	30	31	32	33	34	35	36	37	38	39	40	41	42	43	44	45	46	47	48	49	50	51				
Segment Length (ft)	2,720	1,280	3,000	1,280	3,650	2,000	750	685	750	2,535	1,500	520	2,000		7,390	1,500	2,750	1,500		7,610	2,000	295	1,500		3,030	1,500	
Number of lanes	3	3	3	3	3	3	3	3	3	3	3	3	3		3	3	3	3		3	3	3	3		3	3	
Free Flow Speed (mph)	65	65	65	65	70	70	70	70	70	70	70	70	70		70	70	70	70		70	70	70	70		70	70	
Segment demand (vph)	3,873	4,314	4,314	4,314	4,125	4,125	4,468	4,468	4,468	3,705	4,309	4,309	4,309		4,309	4,309	3,825	4,017		4,017	4,017	4,017		4,017	3,160	3,464	
On-Ramp demand (vph)				189						763							484									857	
Off-Ramp demand (vph)		441									604																304
Ramp-to-Ramp demand (vph)																											
Travel time per vehicle (min)	0.63	0.26	0.75	0.27	0.82	0.45	0.14	0.17	0.15	0.54	0.29	0.12	0.47		1.73	0.30	0.59	0.29		1.69	0.44	0.07	0.29		0.61	0.29	
VMTD Veh-miles (Demand)	1,995	1,046	2,451	1,046	2,852	1,563	635	580	635	1,779	1,224	424	1,632		6,031	1,224	1,992	1,141		5,790	1,522	224	1,141		1,813	984	
VMTV Veh-miles (Volume)	1,995	1,046	2,451	1,046	2,852	1,562	635	580	635	1,779	1,224	424	1,632		6,031	1,224	1,992	1,141		5,790	1,522	224	1,141		1,813	984	
VHT travel (hrs)	40.81	18.84	53.76	19.63	56.65	31.04	10.71	12.33	11.20	33.22	20.84	8.72	33.55		123.98	21.30	37.79	19.16		112.99	29.69	4.38	19.56		32.06	16.55	
VHD delay (hrs)	10.12	2.75	16.05	3.54	15.91	8.72	1.64	4.05	2.13	7.81	3.35	2.66	10.24		37.82	3.81	9.33	2.86		30.28	7.96	1.17	3.26		6.16	2.49	
Space mean speed (mph)	49	56	46	53	50	50	59	47	57	54	59	49	49		49	57	53	60		51	51	51	58		57	59	
Segment density (veh/mi/lane)	26	26	32	27	27	27	25	32	26	23	24	30	30		30	25	24	22		26	26	26	23		19	19	
Segment density (pc/mi/lane)	30	30	36	31	31	31	29	36	30	27	28	34	34		34	29	28	26		30	30	30	26		21	22	
Tolled Express Lane	GP	GP	GP	GP	GP	GP	GP	GP	GP	GP	GP	GP	GP		GP	GP	GP	GP		GP	GP	GP	GP		GP	GP	
Space mean speed (mph)	49	56	46	53	50	50	59	47	57	54	59	49	49		49	57	53	60		51	51	51	58		57	59	
Travel time per vehicle (min)	0.63	0.26	0.75	0.27	0.82	0.45	0.14	0.17	0.15	0.54	0.29	0.12	0.47		1.73	0.30	0.59	0.29		1.69	0.44	0.07	0.29		0.61	0.29	
Volume (vph)	-	-	-	-	-	-	-	-	-	-	-	-	-		-	-	-	-		-	-	-	-		-	-	
Level of Service (LOS)																											

6:45 AM	D	C	D	C	D	D	C	D	C	C	C	D	D		D	C	D	C		D	D	B	C	B
7:00 AM	D	C	E	C	D	D	C	E	C	D	C	D	D		D	C	D	C		D	D	B	C	B
7:15 AM	D	C	E	C	D	D	C	E	C	D	C	D	D		D	C	D	C		D	D	B	C	B
7:30 AM	D	C	E	C	D	D	C	E	C	D	C	D	D		D	C	D	C		D	D	B	C	B
7:45 AM	D	C	E	C	D	D	C	E	C	D	C	D	D		D	C	D	C		D	D	B	C	B
8:00 AM	D	C	D	C	D	D	C	D	C	C	C	D	D		D	C	D	C		D	D	B	C	B
8:15 AM	C	C	D	C	C	C	C	D	C	C	C	D	D		C	C	C	C		C	C	B	C	B
8:30 AM	C	C	D	C	C	C	C	D	C	C	C	C	C		C	C	C	C		C	C	B	C	B

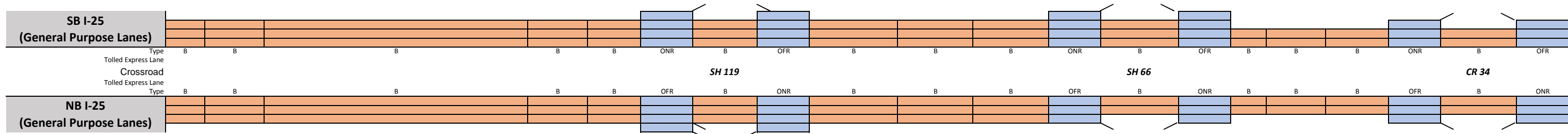


6:45 AM	C	B	B	C	C	C	B	B	B	B	C	C	C		C	B	B	B		C	C	B	B	A
7:00 AM	C	C	C	C	C	C	B	C	B	C	C	C	C		C	C	C	B		C	C	C	C	B
7:15 AM	C	C	C	C	C	C	B	C	B	C	B	C	C		C	C	C	B		C	C	C	C	B
7:30 AM	C	C	C	C	C	C	B	C	B	C	B	C	C		C	C	C	B		C	C	C	C	B
7:45 AM	C	C	C	C	C	C	B	C	B	C	B	C	C		C	C	C	B		C	C	C	C	B
8:00 AM	C	C	C	C	D	D	B	C	B	C	B	C	C		C	C	C	B		C	C	C	C	B
8:15 AM	C	C	C	C	D	D	B	C	B	C	B	C	C		C	C	C	B		C	C	C	C	B
8:30 AM	C	C	C	C	C	C	B	C	B	C	B	C	C		C	C	C	B		C	C	C	C	B

SEGMENT	29	30	31	32	33	34	35	36	37	38	39	40	41	42	43	44	45	46	47	48	49	50	51			
Segment Length (ft)	2,714	935	2,976	750	2,725	2,000	1,500	645	1,500	2,005	1,500	1,470	2,000		7,240	1,500	2,955	1,500		7,555	2,000	155	1,500		3,580	750
Number of lanes	3	3	4	3	3	3	3	4	3	3	3	3	3		3	3	3	3		3	3	3	3		3	3
Free Flow Speed (mph)	65	65	65	65	70	70	70	70	70	70	70	70	70		70	70	70	70		70	70	70	70		70	70
Segment demand (vph)	3,338	3,794	3,794	3,794	3,676	3,676	4,061	4,061	4,061	3,102	3,628	3,628	3,628		3,628	3,628	3,196	3,425		3,425	3,425	3,425	3,425		2,545	2,928
On-Ramp demand (vph)		456						385				526														383
Off-Ramp demand (vph)				118						959							432									880
Ramp-to-Ramp demand (vph)																										
Travel time per vehicle (min)	0.59	0.20	0.63	0.15	0.57	0.42	0.29	0.13	0.29	0.40	0.29	0.31	0.42		1.51	0.29	0.59	0.29		1.56	0.41	0.03	0.29		0.69	0.14
VMTD Veh-miles (Demand)	1,716	672	2,138	539	1,897	1,392	1,154	496	1,154	1,178	1,031	1,010	1,374		4,975	1,031	1,789	973		4,901	1,297	101	973		1,726	416
VMTV Veh-miles (Volume)	1,716	672	2,138	539	1,897	1,392	1,154	496	1,154	1,178	1,031	1,010	1,374		4,975	1,031	1,789	973		4,901	1,297	101	973		1,726	416
VHT travel (hrs)	32.84	12.45	39.54	9.60	34.93	25.64	19.92	8.64	19.91	20.58	17.61	18.51	25.19		91.17	17.42	31.46	16.60		88.78	23.50	1.82	16.73		29.27	6.98
VHD delay (hrs)	6.45	2.11	6.64	1.31	7.83	5.74	3.44	1.55	3.43	3.75	2.88	4.08	5.55		20.11	2.69	5.91	2.70		18.77	4.97	0.39	2.83		4.61	1.04
Space mean speed (mph)	52	54	54	56	54	54	58	57	58	57	59	55	55		55	59	57	59		55	55	55	58		59	60
Segment density (veh/mi/lane)	21	23	18	23	23	23	23	18	23	18	21	22	22		22	20	19	19		21	21	21	20		14	16
Segment density (pc/mi/lane)	24	27	20	26	26	26	27	20	27	21	24	25	25		25	23	21	22		24	24	24	23		17	19
Tolled Express Lane	GP	GP	GP	GP	GP	GP	GP	GP	GP	GP	GP	GP	GP		GP	GP	GP	GP		GP	GP	GP	GP		GP	GP
Space mean speed (mph)	52	54	54	56	54	54	58	57	58	57	59	55	55		55	59	57	59		55	55	55	58		59	60
Travel time per vehicle (min)	0.59	0.20	0.63	0.15	0.57	0.42	0.29	0.13	0.29	0.40	0.29	0.31	0.42		1.51	0.29	0.59	0.29		1.56	0.41	0.03	0.29		0.69	0.14
Volume (vph)	-	-	-	-	-	-	-	-	-	-	-	-	-		-	-	-	-		-						

SEGMENT	52	53	54	55	56	57	58	59	60	61	62	63	64	65	66	67	68	69	70	71	
Segment Length (ft)	400	2,000		14,995	2,000	745	750	4,315	1,500	3,500	3,000	3,240	1,500	2,995	1,500	490	2,000	2,280	1,500	2,995	1,500
Number of lanes	3	3		3	3	3	3	3	3	3	3	3	3	3	2	2	2	2	2	2	2
Free Flow Speed (mph)	70	70		70	70	70	70	70	70	70	70	70	70	70	70	70	70	70	70	70	70
Segment demand (vph)	3,464	3,464		3,464	3,464	3,464	3,464	2,137	2,918	2,918	2,918	2,918	2,368	2,631	2,631	2,631	2,631	2,631	2,330	2,436	2,436
On-Ramp demand (vph)							1,327					550							301		
Off-Ramp demand (vph)								781							263						106
Ramp-to-Ramp demand (vph)																					
Travel time per vehicle (min)	0.08	0.41		3.10	0.41	0.15	0.15	0.82	0.29	0.69	0.59	0.64	0.29	0.57	0.29	0.11	0.44	0.50	0.30	0.62	0.30
VMTD Veh-miles (Demand)	262	1,312		9,838	1,312	489	492	1,746	829	1,934	1,658	1,791	829	1,343	747	244	997	1,136	747	1,322	692
VMTV Veh-miles (Volume)	262	1,312		9,838	1,312	489	492	1,746	829	1,934	1,658	1,791	829	1,343	747	244	997	1,136	747	1,322	692
VHT travel (hrs)	4.77	23.87		178.97	23.87	8.89	8.50	29.05	14.24	33.57	28.77	31.07	14.11	22.57	12.57	4.72	19.26	21.96	13.27	24.14	12.25
VHD delay (hrs)	1.03	5.13		38.44	5.13	1.91	1.47	4.10	2.40	5.94	5.09	5.49	2.26	3.38	1.89	1.23	5.03	5.73	2.59	5.26	2.36
Space mean speed (mph)	55	55		55	55	55	58	60	58	58	58	59	60	59	52	52	52	52	56	55	57
Segment density (veh/mi/lane)	21	21		21	21	21	20	12	17	17	17	17	13	15	25	25	25	25	20	21	20
Segment density (pc/mi/lane)	24	24		24	24	24	23	14	19	19	19	19	15	17	29	29	29	29	23	24	23
Tolled Express Lane	GP	GP		GP	GP	GP	GP	GP	GP	GP	GP	GP	GP	GP	GP	GP	GP	GP	GP	GP	GP
Space mean speed (mph)	55	55		55	55	55	58	60	58	58	58	59	60	59	52	52	52	52	56	55	57
Travel time per vehicle (min)	0.08	0.41		3.10	0.41	0.15	0.15	0.82	0.29	0.69	0.59	0.64	0.29	0.57	0.29	0.11	0.44	0.50	0.30	0.62	0.30
Volume (vph)	-	-		-	-	-	-	-	-	-	-	-	-	-	-	-	-	-	-	-	-
Level of Service (LOS)																					

6:45 AM	C	C	C	C	C	C	B	B	B	B	B	B	B	B	C	C	C	B	B	B
7:00 AM	C	C	C	C	C	C	B	B	C	C	C	B	B	B	D	D	D	C	C	C
7:15 AM	D	D	D	D	D	C	B	B	C	C	C	B	B	B	D	D	D	C	D	C
7:30 AM	C	C	C	C	C	C	B	B	C	C	C	B	B	B	D	D	D	C	C	C
7:45 AM	C	C	C	C	C	C	B	B	C	C	C	B	B	B	D	D	D	C	C	C
8:00 AM	C	C	C	C	C	C	B	B	C	C	C	B	B	B	D	D	D	C	C	C
8:15 AM	C	C	C	C	C	C	B	B	B	B	B	B	B	B	C	C	C	B	C	B
8:30 AM	C	C	C	C	C	C	B	B	B	B	B	B	B	B	C	C	C	B	C	B

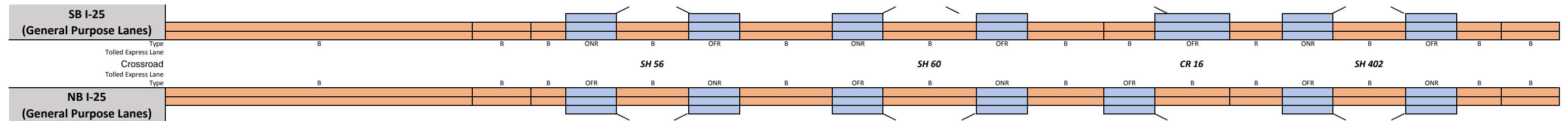


6:45 AM	B	B	B	B	B	A	A	B	B	B	B	B	B	B	C	C	C	C	C	C
7:00 AM	C	C	C	C	C	A	B	B	B	B	B	B	B	C	D	D	D	C	D	C
7:15 AM	C	C	C	C	C	A	B	B	B	B	B	B	C	B	D	D	D	C	C	C
7:30 AM	C	C	C	C	C	A	B	B	C	C	C	B	C	C	D	D	D	C	D	C
7:45 AM	C	C	C	C	C	A	B	B	B	B	B	B	C	C	D	D	D	C	D	C
8:00 AM	C	C	C	C	C	A	B	B	C	C	C	B	C	C	D	D	D	C	D	C
8:15 AM	C	C	C	C	C	A	B	B	C	C	C	B	C	C	D	D	D	C	D	C
8:30 AM	C	C	C	C	C	A	B	B	B	B	B	B	C	C	D	D	D	C	D	C

SEGMENT	52	53	54	55	56	57	58	59	60	61	62	63	64	65	66	67	68	69	70	71	
Segment Length (ft)	735	2,000		15,000	2,000	1,635	1,500	2,325	1,500	3,850	3,000	3,040	1,500	3,185	1,500	500	2,000	2,245	1,500	3,035	1,500
Number of lanes	3	3		3	3	3	3	3	3	3	3	3	3	2	2	2	2	2	2	2	2
Free Flow Speed (mph)	70	70		70	70	70	70	70	70	70	70	70	70	70	70	70	70	70	70	70	70
Segment demand (vph)	2,928	2,928		2,928	2,928	2,928	2,928	2,091	2,661	2,661	2,661	2,661	2,661	2,230	2,684	2,684	2,684	2,684	2,684	2,555	2,666
On-Ramp demand (vph)								570							454						111
Off-Ramp demand (vph)							837					431									
Ramp-to-Ramp demand (vph)																					
Travel time per vehicle (min)	0.15	0.39		2.96	0.39	0.32	0.29	0.44	0.29	0.75	0.58	0.59	0.24	0.65	0.30	0.11	0.45	0.50	0.30	0.66	0.30
VMTD Veh-miles (Demand)	408	1,109		8,318	1,109	907	832	921	756	1,940	1,512	1,532	756	1,345	763	254	1,017	1,141	763	1,469	757
VMTV Veh-miles (Volume)	408	1,109		8,318	1,109	907	832	921	756	1,940	1,512	1,532	756	1,345	763	254	1,017	1,141	763	1,469	757
VHT travel (hrs)	7.08	19.27		144.51	19.27	15.75	14.21	15.29	12.84	33.13	25.81	26.16	10.84	24.20	13.39	4.98	19.91	22.35	13.51	27.93	13.54
VHD delay (hrs)	1.26	3.42		25.68	3.42	2.80	2.32	2.14	2.04	5.41	4.21	4.27	0.04	4.98	2.49	1.35	5.39	6.05	2.61	6.95	2.72
Space mean speed (mph)	58	58		58	58	58	59	60	59	59	59	59	70	56	57	51	51	51	56	53	56
Segment density (veh/mi/lane)	17	17		17	17	17	17	12	15	15	15	15	13	20	18	26	26	26	22	24	21
Segment density (pc/mi/lane)	19	19		19	19	19	19	13	17	17	17	17	15	23	21	30	30	30	25	28	25
Tolled Express Lane	GP	GP		GP	GP	GP	GP	GP	GP	GP	GP	GP	GP	GP	GP	GP	GP	GP	GP	GP	GP
Space mean speed (mph)	58	58		58	58	58	59	60	59	59	59	59	70	56	57	51	51	51	56	53	56
Travel time per vehicle (min)	0.15	0.39		2.96	0.39	0.32	0.29	0.44	0.29	0.75	0.58	0.59	0.24	0.65	0.30	0.11	0.45	0.50	0.30	0.66	0.30
Volume (vph)	-	-		-	-	-	-	-	-	-	-	-	-	-	-	-	-	-	-	-	-
Level of Service (LOS)																					

SEGMENT	72	73	74	75	76	77	78	79	80	81	82	83	84	85	86	87	88	89	90
Segment Length (ft)	18,155	2,000	425	1,500	3,020	1,500	4,340	1,500	3,245	1,500	5,790	3,075	750	895	1,165	2,870	750	705	2,000
Number of lanes	2	2	2	2	2	2	2	2	2	2	2	2	2	2	2	2	2	2	2
Free Flow Speed (mph)	70	70	70	70	70	70	70	70	70	70	70	70	70	70	70	70	70	70	70
Segment demand (vph)	2,436	2,440	2,440	2,440	2,287	2,514	2,514	2,514	2,167	2,353	2,353	2,353	2,436	2,436	2,436	2,062	2,433	2,433	2,433
On-Ramp demand (vph)				153				347							374				
Off-Ramp demand (vph)						227				186			83				371		
Ramp-to-Ramp demand (vph)																			
Travel time per vehicle (min)	3.84	0.42	0.09	0.31	0.62	0.30	0.93	0.30	0.66	0.30	1.20	0.64	0.15	0.18	0.23	0.57	0.15	0.15	0.42
VMTD Veh-miles (Demand)	8,376	924	196	693	1,308	714	2,066	714	1,332	668	2,580	1,370	346	413	537	1,121	346	325	922
VMTV Veh-miles (Volume)	8,376	924	196	693	1,308	714	2,066	714	1,332	668	2,580	1,370	346	413	537	1,121	346	325	922
VHT travel (hrs)	155.73	17.20	3.65	12.46	23.73	12.70	38.97	12.59	23.72	11.87	47.24	25.09	6.12	7.30	9.41	19.70	6.18	6.03	17.10
VHD delay (hrs)	36.07	3.99	0.85	2.55	5.04	2.49	9.45	2.39	4.70	2.32	10.38	5.51	1.17	1.40	1.73	3.69	1.24	1.39	3.93
Space mean speed (mph)	54	54	54	56	55	56	53	57	56	56	55	55	57	57	57	57	56	54	54
Segment density (veh/mi/lane)	23	23	23	22	21	19	24	19	19	19	22	22	20	57	17	18	20	23	23
Segment density (pc/mi/lane)	26	26	26	25	24	22	27	21	22	22	25	25	22	66	20	21	23	26	26
Tolled Express Lane	GP	GP	GP	GP	GP	GP	GP	GP	GP	GP	GP	GP	GP	GP	GP	GP	GP	GP	GP
Space mean speed (mph)	54	54	54	56	55	56	53	57	56	56	55	55	57	57	57	57	56	54	54
Travel time per vehicle (min)	3.84	0.42	0.09	0.31	0.62	0.30	0.93	0.30	0.66	0.30	1.20	0.64	0.15	0.18	0.23	0.57	0.15	0.15	0.42
Volume (vph)	-	-	-	-	-	-	-	-	-	-	-	-	-	-	-	-	-	-	-
Level of Service (LOS)																			

6:45 AM	B	C	C	B	B	B	C	B	B	B	C	C	B	B	B	B	B	C	C
7:00 AM	C	C	C	C	C	B	C	B	C	C	C	C	C	C	B	C	B	C	C
7:15 AM	D	D	D	C	C	C	D	C	C	C	D	D	C	C	C	C	C	C	C
7:30 AM	D	D	D	C	C	C	D	C	C	C	C	C	C	C	B	C	C	C	C
7:45 AM	C	C	C	C	C	C	C	C	C	C	C	C	C	C	B	C	C	D	D
8:00 AM	C	C	C	C	C	C	C	C	C	C	C	C	C	C	B	C	C	D	D
8:15 AM	C	C	C	C	C	B	C	B	C	B	C	C	B	B	B	B	B	C	C
8:30 AM	C	C	C	C	C	B	C	B	B	B	C	C	B	B	B	B	B	C	C

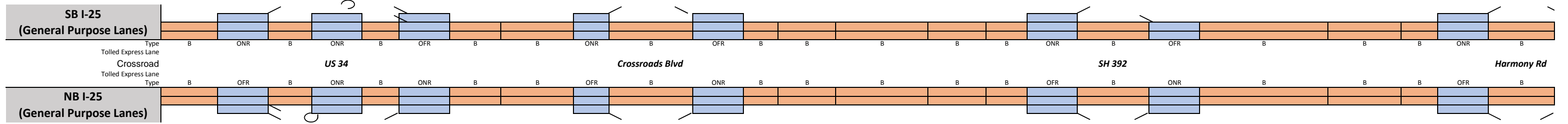


6:45 AM	C	C	C	C	C	C	D	C	C	C	D	C	D	D	C	C	C	D	D
7:00 AM	D	D	D	C	D	C	E	D	D	C	E	D	E	E	D	D	D	E	E
7:15 AM	D	D	D	C	D	C	D	C	D	C	E	D	E	E	C	D	C	E	E
7:30 AM	D	D	D	D	D	D	E	D	E	D	F	D	F	F	D	D	D	F	F
7:45 AM	D	D	D	C	D	C	D	C	D	C	E	D	E	E	D	D	D	E	E
8:00 AM	D	D	D	C	D	C	E	D	D	C	E	D	E	E	D	D	D	E	E
8:15 AM	D	D	D	D	D	D	E	D	E	D	F	D	E	E	D	D	D	F	F
8:30 AM	D	D	D	C	D	C	D	C	D	C	E	D	D	D	C	D	C	E	E

SEGMENT	72	73	74	75	76	77	78	79	80	81	82	83	84	85	86	87	88	89	90
Segment Length (ft)	18,150	2,000	500	1,500	2,890	1,500	4,225	1,500	4,255	1,500	3,160	1,500	3,095	1,610	1,500	2,930	1,500	1,095	2,000
Number of lanes	2	2	2	2	2	2	2	2	2	2	2	2	2	2	2	2	2	2	2
Free Flow Speed (mph)	70	70	70	70	70	70	70	70	70	70	70	70	70	70	70	70	70	70	70
Segment demand (vph)	2,666	2,666	2,666	2,666	2,595	2,911	2,911	2,911	2,787	3,141	3,141	3,141	3,096	3,096	3,096	2,709	3,248	3,248	3,248
On-Ramp demand (vph)						316				354							539		
Off-Ramp demand (vph)				71				124				45			387				
Ramp-to-Ramp demand (vph)																			
Travel time per vehicle (min)	4.02	0.44	0.11	0.30	0.63	0.31	1.00	0.30	0.97	0.31	0.82	0.30	0.79	0.41	0.30	0.66	0.31	0.30	0.55
VMTD Veh-miles (Demand)	9,164	1,010	252	757	1,420	827	2,329	827	2,246	892	1,880	892	1,815	944	880	1,503	923	674	1,230
VMTV Veh-miles (Volume)	9,164	1,010	252	757	1,420	827	2,329	827	2,246	892	1,880	892	1,815	944	880	1,503	923	674	1,230
VHT travel (hrs)	178.71	19.69	4.92	13.38	27.24	14.95	48.61	14.64	45.19	16.24	42.93	15.75	40.70	21.17	15.74	29.67	16.97	16.19	29.58
VHD delay (hrs)	47.79	5.27	1.32	2.56	6.95	3.14	15.33	2.83	13.11	3.49	16.08	3.01	14.78	7.69	3.17	8.19	3.79	6.57	12.00
Space mean speed (mph)	51	51	51	57	52	55	48	56	50	55	44	57	45	45	56	51	54	42	42
Segment density (veh/mi/lane)	26	26	26	23	25	23	30	24	28	24	36	26	35	35	26	27	25	39	39
Segment density (pc/mi/lane)	30	30	30	27	29	27	35	28	32	28	41	30	40	40	30	31	29	45	45
Tolled Express Lane	GP	GP	GP	GP	GP	GP	GP	GP	GP	GP	GP	GP	GP	GP	GP	GP	GP	GP	GP
Space mean speed (mph)	51	51	51	57	52	55	48	56	50	55	44	57	45	45	56	51	54	42	42
Travel time per vehicle (min)	4.02	0.44	0.11	0.30	0.63	0.31	1.00	0.30	0.97	0.31	0.82	0.30	0.79	0.41	0.30	0.66	0.31	0.30	0.55
Volume (vph)	-	-	-	-	-	-	-	-	-	-	-	-	-	-	-	-	-	-	-
Level of Service (LOS)																			

SEGMENT	91	92	93	94	95	96	97	98	99	100	101	102	103	104	105	106	107	108	109	110	111	112	113	114		
Segment Length (ft)	2,640	1,500	405	755	1,250	1,500	1,435	3,000	1,500	3,480	1,500	700	2,000	4,255	2,000	460	1,500	3,240	1,500	6,730	3,000	455	1,500	3,025		
Number of lanes	2	2	2	2	2	2	2	2	2	2	2	2	2	2	2	2	2	2	2	2	2	2	2	2		
Free Flow Speed (mph)	70	70	70	70	70	70	70	70	70	70	70	70	70	70	70	70	70	70	70	70	70	70	70	70		
Segment demand (vph)	2,433	2,433	2,148	2,148	1,759	2,533	2,533	2,533	2,533	2,035	2,689	2,689	2,689	2,689	2,697	2,697	2,697	2,106	2,480	2,480	2,480	2,480	2,480	1,425		
On-Ramp demand (vph)		285		389					498								591						1,055			
Off-Ramp demand (vph)						774					654								374							
Ramp-to-Ramp demand (vph)																										
Travel time per vehicle (min)	0.56	0.30	0.08	0.15	0.24	0.31	0.31	0.65	0.30	0.69	0.31	0.16	0.45	0.96	0.44	0.10	0.30	0.64	0.30			1.40	0.63	0.09	0.30	0.57
VMTD Veh-miles (Demand)	1,217	691	165	307	416	720	688	1,439	720	1,341	764	356	1,019	2,167	1,022	235	766	1,292	705	3,161	1,409	214	705	816		
VMTV Veh-miles (Volume)	1,217	691	165	307	416	720	688	1,439	720	1,341	764	356	1,019	2,167	1,022	235	766	1,292	705	3,161	1,409	214	705	816		
VHT travel (hrs)	22.57	12.13	2.93	5.47	7.10	13.07	13.03	27.24	12.78	23.50	13.82	7.06	20.17	42.91	19.60	4.51	13.54	22.52	12.60	58.00	25.85	3.92	12.30	13.50		
VHD delay (hrs)	5.19	2.26	0.57	1.08	1.15	2.79	3.20	6.68	2.50	4.34	2.90	1.97	5.62	11.95	5.01	1.15	2.59	4.06	2.53	12.84	5.72	0.87	2.24	1.83		
Space mean speed (mph)	54	57	56	56	59	55	53	53	56	57	55	50	50	50	52	52	57	57	56	55	55	55	57	60		
Segment density (veh/mi/lane)	23	18	19	17	15	15	24	24	20	18	21	27	27	27	26	26	19	18	23	23	23	23	17	12		
Segment density (pc/mi/lane)	26	20	22	20	17	17	28	28	23	21	24	31	31	31	29	29	22	21	26	26	26	26	19	13		
Tolled Express Lane	GP	GP	GP	GP	GP	GP	GP	GP	GP	GP	GP	GP	GP	GP	GP	GP	GP	GP	GP	GP	GP	GP	GP	GP		
Space mean speed (mph)	54	57	56	56	59	55	53	53	56	57	55	50	50	50	52	52	57	57	56	55	55	57	60			
Travel time per vehicle (min)	0.56	0.30	0.08	0.15	0.24	0.31	0.31	0.65	0.30	0.69	0.31	0.16	0.45	0.96	0.44	0.10	0.30	0.64	0.30			1.40	0.63	0.09	0.30	0.57
Volume (vph)	-	-	-	-	-	-	-	-	-	-	-	-	-	-	-	-	-	-	-	-	-	-	-	-		
Level of Service (LOS)																										

6:45 AM	C	B	B	B	B	B	C	C	B	B	B	C	C	C	C	C	B	B	C	C	C	C	B	A
7:00 AM	C	B	C	B	B	B	C	C	B	B	B	C	C	C	C	C	B	B	C	C	C	C	B	A
7:15 AM	C	B	C	B	B	B	C	C	C	C	C	C	C	C	C	C	B	B	C	C	C	C	B	A
7:30 AM	C	C	C	B	B	B	D	D	C	C	C	D	D	D	D	C	C	C	C	D	D	D	B	B
7:45 AM	D	C	C	C	B	B	D	D	C	C	C	E	E	E	D	D	C	C	D	D	D	D	C	B
8:00 AM	D	C	C	C	C	B	D	D	C	C	C	D	D	D	D	D	C	C	C	C	C	C	B	B
8:15 AM	C	B	B	B	B	B	C	C	C	C	C	D	D	D	D	C	C	C	C	C	C	C	B	B
8:30 AM	C	B	C	B	B	B	C	C	C	C	C	D	D	D	C	C	B	C	C	C	C	C	B	B

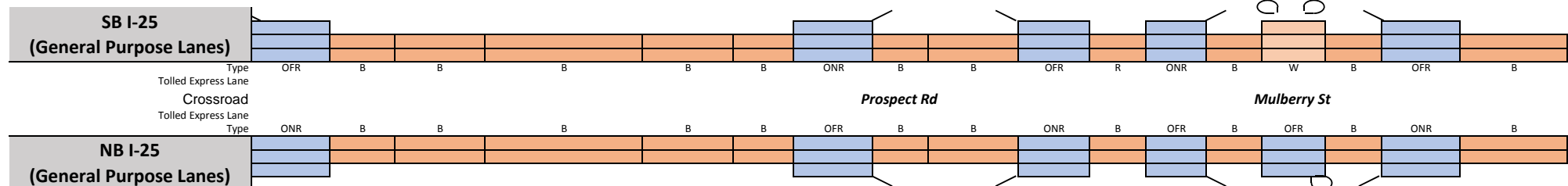


6:45 AM	D	B	C	B	C	C	D	D	C	C	B	D	D	D	D	D	C	C	C	D	D	D	C	B
7:00 AM	E	C	D	C	D	C	E	E	D	D	C	E	E	E	E	E	D	D	C	E	E	E	C	B
7:15 AM	E	C	C	C	D	C	E	E	D	D	C	E	E	E	E	E	C	D	C	D	D	D	C	B
7:30 AM	F	C	D	C	E	D	F	F	D	D	D	F	F	F	F	F	E	D	D	F	F	F	D	C
7:45 AM	E	C	C	C	D	C	F	F	D	D	C	E	E	E	E	D	C	C	C	E	E	E	D	C
8:00 AM	E	C	D	C	E	D	F	F	D	D	C	F	F	F	F	F	D	D	C	E	E	E	D	C
8:15 AM	F	C	D	C	D	D	F	F	D	D	C	F	F	F	F	F	D	D	C	F	F	F	D	C
8:30 AM	E	C	C	C	D	C	E	E	D	D	C	E	E	E	E	D	D	C	C	E	E	E	D	C

SEGMENT	91	92	93	94	95	96	97	98	99	100	101	102	103	104	105	106	107	108	109	110	111	112	113	114		
Segment Length (ft)	1,925	1,500	1,050	1,500	600	1,500	1,545	3,000	540	3,680	1,500	500	2,000	4,255	2,000	900	1,500	2,900	1,500	6,630	3,000	600	1,500	2,565		
Number of lanes	2	2	2	2	2	2	2	2	2	2	2	2	2	2	2	2	2	2	2	2	2	2	2	2		
Free Flow Speed (mph)	70	70	70	70	70	70	70	70	70	70	70	70	70	70	70	70	70	70	70	70	70	70	70	70		
Segment demand (vph)	3,248	3,248	2,471	2,906	2,906	3,366	3,366	3,366	3,366	2,616	3,250	3,250	3,250	3,250	3,250	3,250	3,250	2,755	3,196	3,196	3,196	3,196	3,196	2,055		
On-Ramp demand (vph)				435		460							634													
Off-Ramp demand (vph)		777							750								495							1,141		
Ramp-to-Ramp demand (vph)																										
Travel time per vehicle (min)	0.53	0.31	0.22	0.31	0.14	0.31	0.45	0.88	0.11	0.81	0.31	0.14	0.56	1.19	0.56	0.25	0.31	0.66	0.31			1.79	0.81	0.16	0.31	0.51
VMTD Veh-miles (Demand)	1,184	923	491	826	330	956	985	1,913	344	1,823	923	308	1,231	2,619	1,231	554	923	1,513	908	4,013	1,816	363	908	998		
VMTV Veh-miles (Volume)	1,184	923	491	826	330	956	985	1,913	344	1,823	923	308	1,231	2,619	1,231	554	923	1,513	908	4,013	1,816	363	908	998		
VHT travel (hrs)	28.47	16.76	9.20	14.89	6.89	17.61	25.34	49.21	6.25	35.30	16.74	7.57	30.29	64.45	30.29	13.63	16.59	30.38	16.52	95.26	43.10	8.62	16.73	17.61		
VHD delay (hrs)	11.55	3.58	2.18	3.09	2.17	3.95	11.27	21.89	1.33	9.25	3.55	3.18	12.71	27.03	12.71	5.72	3.40	8.77	3.54	37.92	17.16	3.43	3.76	3.34		
Space mean speed (mph)	42	55	53	55	48	54	39	39	55	52	55	41	41	41	41	41	56	50	55	42	42	42	54	57		
Segment density (veh/mi/lane)	39	21	23	20	30	25	43	43	27	25	23	40	40	40	40	40	26	28	23	38	38	38	25	18		
Segment density (pc/mi/lane)	45	24	27	23	35	29	50	50	32	29	26	46	46	46	46	46	30	32	27	44	44	44	29	21		
Tolled Express Lane	GP	GP	GP	GP	GP	GP	GP	GP	GP	GP	GP	GP	GP	GP	GP	GP	GP	GP	GP	GP	GP	GP	GP	GP		
Space mean speed (mph)	42	55	53	55	48	54	39	39	55	52	55	41	41	41	41	41	56	50	55	42	42	42	54	57		
Travel time per vehicle (min)	0.53	0.31	0.22	0.31	0.14	0.31	0.45	0.88	0.11	0.81	0.31	0.14	0.56	1.19	0.56	0.25	0.31	0.66	0.31			1.79	0.81	0.16	0.31	0.51
Volume (vph)	-	-	-	-	-	-	-	-	-	-	-	-	-	-	-	-	-	-	-	-	-	-	-	-		
Level of Service (LOS)																										

SEGMENT	115	116	117	118	119	120	121	122	123	124	125	126	127	128	129	130	131		
Segment Length (ft)	1,500	500	2,000	4,840	2,000	500	1,500	535	2,000	775	715	1,160	700	420	750	1,500	2,700	276,955	
Number of lanes	2	2	2	2	2	2	2	2	2	2	2	2	2	3	2	2	2		
Free Flow Speed (mph)	70	70	70	70	70	70	70	70	70	70	70	70	70	70	70	70	70		
Segment demand (vph)	2,088	2,088	2,088	2,088	2,088	2,088	2,088	1,430	1,430	1,715	1,715	1,715	1,316	1,341	898	1,076	1,076		
On-Ramp demand (vph)							658					399		443					
Off-Ramp demand (vph)	663									285				25		178			
Ramp-to-Ramp demand (vph)																			
Travel time per vehicle (min)	0.31	0.10	0.40	0.96	0.40	0.10	0.30	0.10	0.38	0.16	0.14	0.23	0.13	0.08	0.14	0.30	0.50	60.29	
VMTD Veh-miles (Demand)	593	198	791	1,914	791	198	593	145	542	252	232	377	174	107	128	306	550	167,332	
VMTV Veh-miles (Volume)	593	198	791	1,914	791	198	593	145	542	252	232	377	174	107	128	306	550	166,141	
VHT travel (hrs)	10.73	3.45	13.79	33.37	13.79	3.45	10.46	2.40	8.96	4.48	4.14	6.51	2.87	1.89	2.07	5.42	9.00	3,299.55	
VHD delay (hrs)	2.25	0.62	2.49	6.02	2.49	0.62	1.99	0.33	1.22	0.89	0.82	1.13	0.37	0.37	0.25	1.06	1.14	1,006.67	
Space mean speed (mph)	55	57	57	57	57	57	57	60	60	56	56	58	61	56	62	56	61	50	
Segment density (veh/mi/lane)	15	18	18	18	18	18	17	12	12	12	66	12	11	8	7	9	9	25	
Segment density (pc/mi/lane)	17	20	20	20	20	20	19	13	13	14	73	13	12	8	8	10	10	28	
Tolled Express Lane	GP	GP	GP	GP	GP	GP	GP	GP	GP	GP	GP	GP	GP	GP	GP	GP	GP	GP	TEL
Space mean speed (mph)	55	57	57	57	57	57	57	60	60	56	56	58	61	56	62	56	61	55	
Travel time per vehicle (min)	0.31	0.10	0.40	0.96	0.40	0.10	0.30	0.10	0.38	0.16	0.14	0.23	0.13	0.08	0.14	0.30	0.50	57.73	
Volume (vph)	-	-	-	-	-	-	-	-	-	-	-	-	-	-	-	-	-	-	2.56
Level of Service (LOS)																			

6:45 AM	B	B	B	B	B	B	B	A	A	A	A	A	A	A	A	A	A	A
7:00 AM	B	B	B	B	B	B	B	A	A	A	A	A	A	A	A	A	A	A
7:15 AM	B	B	B	B	B	B	B	B	B	B	B	B	A	A	A	A	A	A
7:30 AM	B	C	C	C	C	C	C	B	B	B	B	B	A	A	A	A	A	A
7:45 AM	B	C	C	C	C	C	C	B	B	B	B	B	B	A	A	B	A	A
8:00 AM	B	C	C	C	C	C	C	B	B	B	B	B	B	A	A	B	B	B
8:15 AM	B	C	C	C	C	C	C	B	B	B	B	B	B	A	A	B	B	B
8:30 AM	B	C	C	C	C	C	C	B	B	B	B	B	B	A	A	B	B	B

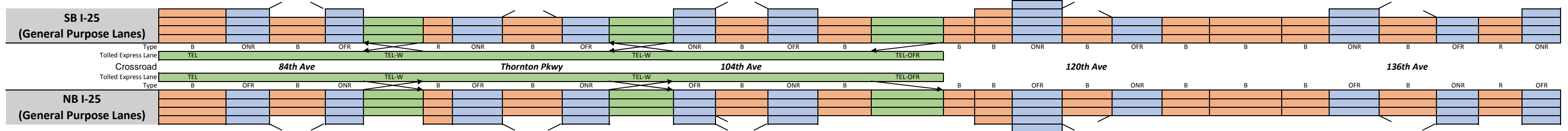


6:45 AM	B	B	B	B	B	B	A	A	A	A	B	B	A	A	A	A	A	A
7:00 AM	B	C	C	C	C	C	A	B	B	B	B	B	B	A	A	A	A	A
7:15 AM	B	C	C	C	C	C	A	B	B	B	B	B	A	A	A	A	A	A
7:30 AM	C	D	D	D	D	D	B	B	B	B	C	C	B	B	A	A	B	B
7:45 AM	C	D	D	D	D	D	B	B	B	B	C	C	B	B	A	A	B	B
8:00 AM	C	C	C	C	C	C	B	B	B	B	C	B	B	B	A	A	B	B
8:15 AM	C	D	D	D	D	D	B	B	B	B	C	B	B	B	A	A	B	B
8:30 AM	B	C	C	C	C	C	A	B	B	B	B	B	B	B	A	A	A	A

SEGMENT	115	116	117	118	119	120	121	122	123	124	125	126	127	128	129	130	131		
Segment Length (ft)	1,500	900	2,000	4,840	2,000	740	1,500	525	2,000	1,165	570	750	510	840	550	1,500	2,700	277,130	
Number of lanes	2	2	2	2	2	2	2	2	2	2	2	2	2	2	2	2	2		
Free Flow Speed (mph)	70	70	70	70	70	70	70	70	70	70	70	70	70	70	70	70	70		
Segment demand (vph)	2,439	2,439	2,439	2,439	2,439	2,439	2,439	1,638	1,638	1,901	1,901	1,901	1,517	1,517	938	1,117	1,117		
On-Ramp demand (vph)	384									263							179		
Off-Ramp demand (vph)								801				384		579					
Ramp-to-Ramp demand (vph)																			
Travel time per vehicle (min)	0.30	0.19	0.43	1.03	0.43	0.16	0.31	0.10	0.38	0.23	0.11	0.15	0.10	0.19	0.10	0.29	0.50	60.82	
VMTD Veh-miles (Demand)	693	416	924	2,236	924	342	693	163	620	419	205	270	147	241	98	317	571	162,617	
VMTV Veh-miles (Volume)	693	416	924	2,236	924	342	693	163	620	419	205	270	147	241	98	317	571	162,617	
VHT travel (hrs)	12.21	7.78	17.30	41.86	17.30	6.40	12.60	2.76	10.51	7.22	3.56	4.83	2.46	4.77	1.59	5.44	9.37	3,164.07	
VHD delay (hrs)	2.31	1.84	4.10	9.92	4.10	1.52	2.70	0.43	1.65	1.23	0.63	0.97	0.37	1.33	0.19	0.91	1.21	770.95	
Space mean speed (mph)	57	53	53	53	53	53	55	59	59	58	58	56	59	51	61	58	61	51	
Segment density (veh/mi/lane)	18	23	23	23	23	23	10	14	14	12	17	16	13	10	8	6	9	23	
Segment density (pc/mi/lane)	21	26	26	26	26	26	11	16	16	14	19	18	15	12	9	7	11	27	
Tolled Express Lane	GP	GP	GP	GP	GP	GP	GP	GP	GP	GP	GP	GP	GP	GP	GP	GP	GP	GP	TEL
Space mean speed (mph)	57	53	53	53	53	53	55	59	59	58	58	56	59	51	61	58	61	56	
Travel time per vehicle (min)	0.30	0.19	0.43	1.03	0.43	0.16	0.31	0.10	0.38	0.23	0.11	0.15	0.10	0.19	0.10	0.29	0.50	58.53	
Volume (vph)	-	-	-	-	-	-	-	-	-	-	-	-	-	-	-	-	-	-	2.30
Level of Service (LOS)																			

SEGMENT	1	2	3	4	5	6	7	8	9	10	11	12	13	14	15	16	17	18	19	20	21	22	23	24	25	26	27	28	
Segment Length (ft)	2,700	1,500	1,865	1,100	2,530	715	750	1,835	750	2,900	1,045	1,735	1,010	2,190	3,100	95	800	1,500	1,575	1,500	1,400	3,000	1,315	1,500	2,095	750	1,390	750	
Number of lanes	4	4	3	3	4	3	3	3	3	4	3	3	3	3	4	3	4	3	3	3	3	3	3	3	3	3	3	3	
Free Flow Speed (mph)	60	60	60	60	60	60	60	60	60	60	60	60	60	60	60	60	60	60	65	65	65	65	65	65	65	65	65	65	
Segment demand (vph)	7,174	7,174	5,740	6,185	7,635	6,189	6,189	4,905	5,686	7,136	5,905	4,508	5,189	5,189	6,419	6,415	6,415	6,415	5,172	6,269	6,269	6,269	6,269	6,269	5,167	5,813	5,813	5,813	
On-Ramp demand (vph)		1,434			1,446		1,284			1,231	1,397				4			1,243						1,102				857	
Off-Ramp demand (vph)				445	1,450				781	1,450			681		1,230						1,097								646
Ramp-to-Ramp demand (vph)																													
Travel time per vehicle (min)	0.84	0.29	0.62	0.24	0.92	0.18	0.18	0.64	0.18	0.74	0.25	0.45	0.22	0.63	0.93	0.03	0.20	0.35	0.43	0.33	0.52	1.11	0.49	0.33	1.13	0.27	0.50	0.26	
VMTD Veh-miles (Demand)	3,669	2,038	2,027	1,289	3,658	838	879	1,705	808	3,919	1,169	1,481	993	2,152	3,769	115	972	1,822	1,543	1,781	1,662	3,562	1,561	1,781	2,050	826	1,530	826	
VMTV Veh-miles (Volume)	3,210	1,783	1,711	1,086	3,079	712	748	1,485	714	3,478	1,018	1,244	834	1,809	3,173	97	818	1,534	1,335	1,565	1,463	3,135	1,374	1,567	1,824	739	1,370	739	
VHT travel (hrs)	87.37	30.58	49.95	21.12	99.05	16.13	15.59	45.42	15.14	78.03	21.13	28.42	16.12	45.96	84.02	2.99	18.32	31.14	32.40	30.22	47.79	102.42	44.89	30.67	86.79	23.63	43.63	22.90	
VHD delay (hrs)	33.87	0.86	21.43	3.02	176.06	4.25	163.78	20.66	3.24	24.58	15.52	7.69	2.21	15.81	31.14	1.37	4.68	242.92	11.86	6.14	25.29	54.19	23.75	208.03	58.72	12.27	22.56	13.70	
Space mean speed (mph)	37	58	34	51	31	44	48	33	47	45	48	44	52	39	38	32	45	49	41	52	31	31	31	31	21	31	31	32	
Segment density (veh/mi/lane)	43	27	47	34	52	40	37	44	36	38	36	29	28	37	41	55	30	37	36	35	60	60	60	36	73	55	55	54	
Segment density (pc/mi/lane)	50	32	56	40	61	47	43	52	42	44	42	34	33	44	48	64	35	42	42	41	69	69	69	41	84	64	64	62	
Tolled Express Lane	TEL				TEL-W					TEL-W					TEL-OFR	GP	GP	GP	GP	GP	GP	GP	GP	GP	GP	GP	GP	GP	GP
Space mean speed (mph)	37	60	60	55	31	60	60	60	55	45	60	60	60	59	38	32	45	49	41	52	31	31	31	51	21	31	31	32	
Travel time per vehicle (min)	0.84	0.28	0.35	0.23	0.92	0.14	0.14	0.35	0.15	0.74	0.20	0.33	0.19	0.42	0.93	0.03	0.20	0.35	0.43	0.33	0.52	1.11	0.49	0.33	1.13	0.27	0.50	0.26	
Volume (vph)	1,452	1,452	1,452	1,452	1,200	1,448	1,448	1,448	1,448	1,188	1,230	1,230	1,230	1,230	-	-	-	-	-	-	-	-	-	-	-	-	-	-	-
Level of Service (LOS)	E	C	C	D	E	C	C	C	D	D	C	C	C	C															

6:45 AM	F	D	F	C	E	D	D	E	D	E	D	D	C	E	E	F	D	F	E	F	F	F	F	F	E	E	E	D
7:00 AM	F	F	F	F	F	F	F	E	F	F	F	D	C	E	F	F	D	F	E	F	F	F	F	F	F	F	F	F
7:15 AM	F	D	F	F	F	F	F	E	D	E	D	D	C	E	F	F	D	F	E	F	F	F	F	F	F	F	F	F
7:30 AM	F	F	F	F	F	F	F	E	F	F	F	D	C	E	F	F	D	F	D	F	F	F	F	F	F	F	F	F
7:45 AM	F	F	F	F	F	F	F	F	F	F	F	E	F	F	F	F	D	F	D	F	F	F	F	F	F	F	F	F
8:00 AM	F	F	F	F	F	F	F	F	F	F	F	F	F	F	F	F	D	F	F	F	F	F	F	F	F	F	F	F
8:15 AM	F	D	F	F	F	F	F	F	F	D	F	D	F	F	F	F	D	F	F	F	F	F	F	F	F	F	F	F
8:30 AM	E	D	F	F	F	F	F	F	F	F	F	D	F	F	F	F	D	F	F	F	F	F	F	F	F	F	F	F

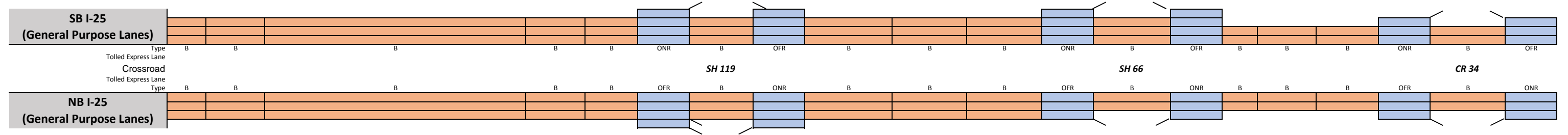


6:45 AM	C	B	C	C	B	B	B	C	C	C	B	C	C	D	C	E	C	B	C	C	E	C	E	D	D	C	D	D
7:00 AM	C	C	C	C	C	C	B	D	C	D	C	D	D	F	D	F	D	B	D	D	D	F	D	E	E	D	D	D
7:15 AM	C	C	C	C	C	C	B	C	C	C	C	C	C	D	D	E	D	B	D	D	D	E	C	E	D	C	D	D
7:30 AM	D	C	D	C	D	C	B	D	C	D	C	D	C	E	E	F	D	B	D	D	F	D	F	E	D	C	D	D
7:45 AM	D	C	D	D	D	D	B	D	C	D	C	D	C	E	E	F	D	B	D	D	F	D	F	E	D	D	D	D
8:00 AM	D	C	E	D	E	D	B	E	D	E	C	E	C	F	E	F	D	F	E	D	F	D	F	E	E	D	D	D
8:15 AM	D	C	D	D	E	D	B	D	C	E	C	D	C	E	F	F	D	F	E	D	F	D	F	E	D	C	D	D
8:30 AM	D	C	E	D	E	D	B	E	C	E	C	D	C	D	F	F	D	F	E	D	F	D	F	D	E	C	D	D

SEGMENT	1	2	3	4	5	6	7	8	9	10	11	12	13	14	15	16	17	18	19	20	21	22	23	24	25	26	27	28
Segment Length (ft)	2,700	1,100	1,875	750	2,200	170	1,500	2,180	1,350	2,450	995	1,700	1,500	1,765	3,000	310	715	1,500	1,525	1,500	1,400	3,000	1,380	1,500	2,040	1,015	1,070	745
Number of lanes	4	4	3	3	4	4	3	3	3	4	3	3	3	3	4	3	4	3	3	3	3	4	3	3	3	3	3	3
Free Flow Speed (mph)	60	60	60	60	60	60	60	60	60	60	60	60	60	60	60	60	60	60	65	65	65	65	65	65	65	65	65	65
Segment demand (vph)	4,621	4,621	3,627	4,275	5,220	4,250	4,250	3,619	4,279	5,248	4,333	3,659	4,394	4,394	5,309	5,309	5,309	5,309	4,272	5,173	5,173	5,173	5,173	5,173	4,305	4,896	4,896	4,896
On-Ramp demand (vph)				648	945				660	969			735		915					901								
Off-Ramp demand (vph)		994			970		631			915	674							1,037						868				982
Ramp-to-Ramp demand (vph)																												
Travel time per vehicle (min)	0.65	0.21	0.46	0.17	0.55	0.04	0.33	0.53	0.31	0.60	0.22	0.42	0.34	0.48	0.83	0.09	0.17	0.33	0.36	0.33	0.40	0.68	0.39	0.31	0.48	0.22	0.23	0.16
VMTD Veh-miles (Demand)	2,363	963	1,288	607	2,175	137	1,207	1,494	1,094	2,435	817	1,178	1,248	1,469	3,016	312	719	1,508	1,234	1,470	1,372	2,939	1,352	1,470	1,663	941	992	691
VMTV Veh-miles (Volume)	2,363	963	1,288	607	2,175	137	1,207	1,494	1,094	2,435	817	1,178	1,248	1,469	2,994	309	714	1,497	1,224	1,460	1,363	2,921	1,344	1,460	1,652	936	986	687
VHT travel (hrs)	50.05	16.20	27.95	12.30	47.43	2.83	23.32	32.25	22.02	52.89	15.78	25.41	25.16	34.93	73.06	8.25	15.35	29.32	25.37	28.19	33.91	58.02	33.43	26.71	34.43	17.87	18.84	12.63
VHD delay (hrs)	10.67	0.16	6.48	2.18	11.18	0.55	3.20	7.34	3.79	12.30	2.17	5.78	4.36	10.45	23.15	3.10	3.46	4.37	6.54	5.72	12.94	13.08	12.76	4.25	9.01	3.47	3.66	2.06
Space mean speed (mph)	47	59	46	49	46	48	52	46	50	46	52	46	50	42	41	37	46	51	48	52	40	50	40	55	48	52	52	54
Segment density (veh/mi/lane)	24	19	26	29	28	22	27	26	29	28	28	26	30	35	32	47	28	34	29	33	43	26	43	31	30	31	31	30
Segment density (pc/mi/lane)	28	22	30	33																								

SEGMENT	52	53	54	55	56	57	58	59	60	61	62	63	64	65	66	67	68	69	70	71	
Segment Length (ft)	400	2,000		14,995	2,000	745	750	4,315	1,500	3,500	3,000	3,240	1,500	2,995	1,500	490	2,000	2,280	1,500	2,995	1,500
Number of lanes	3	3		3	3	3	3	3	3	3	3	3	3	3	3	2	2	2	2	2	2
Free Flow Speed (mph)	70	70		70	70	70	70	70	70	70	70	70	70	70	70	70	70	70	70	70	70
Segment demand (vph)	4,482	4,482		4,482	4,482	4,482	4,482	2,755	3,619	3,619	3,619	3,619	2,817	3,249	3,249	3,249	3,249	3,249	3,249	2,539	2,697
On-Ramp demand (vph)							1,727					802								710	
Off-Ramp demand (vph)								864							432						158
Ramp-to-Ramp demand (vph)																					
Travel time per vehicle (min)	0.10	0.49		3.64	0.49	0.18	0.15	0.84	0.29	0.74	0.63	0.68	0.29	0.59	0.29	0.13	0.54	0.62	0.31	0.65	0.30
VMTD Veh-miles (Demand)	340	1,698		12,729	1,698	632	637	2,251	1,028	2,399	2,056	2,221	1,028	1,598	923	302	1,231	1,403	923	1,440	766
VMTV Veh-miles (Volume)	340	1,698		12,729	1,698	632	637	2,251	1,028	2,399	2,056	2,221	1,028	1,598	923	302	1,231	1,403	923	1,440	766
VHT travel (hrs)	7.26	36.29		272.11	36.29	13.52	11.43	38.64	17.65	44.39	38.04	41.09	17.72	27.53	15.59	7.19	29.33	33.44	16.91	27.34	13.59
VHD delay (hrs)	2.41	12.04		90.27	12.04	4.48	2.33	6.48	2.97	10.11	8.67	9.36	3.03	4.71	2.41	2.88	11.75	13.40	3.73	6.76	2.64
Space mean speed (mph)	47	47		47	47	47	56	58	58	54	54	54	58	58	59	42	42	42	55	53	56
Segment density (veh/mi/lane)	32	32		32	32	32	27	16	21	22	22	22	21	16	18	39	39	39	25	24	22
Segment density (pc/mi/lane)	37	37		37	37	37	31	18	24	26	26	26	24	19	21	45	45	45	28	28	25
Tolled Express Lane	GP	GP		GP	GP	GP	GP	GP	GP	GP	GP	GP	GP	GP	GP	GP	GP	GP	GP	GP	GP
Space mean speed (mph)	47	47		47	47	47	56	58	58	54	54	54	58	58	59	42	42	42	55	53	56
Travel time per vehicle (min)	0.10	0.49		3.64	0.49	0.18	0.15	0.84	0.29	0.74	0.63	0.68	0.29	0.59	0.29	0.13	0.54	0.62	0.31	0.65	0.30
Volume (vph)	-	-		-	-	-	-	-	-	-	-	-	-	-	-	-	-	-	-	-	-
Level of Service (LOS)																					

6:45 AM	D	D	D	D	D	C	B	B	C	C	C	B	B	B	C	C	C	B	B	B
7:00 AM	D	D	D	D	D	C	B	B	C	C	C	B	B	B	D	D	D	C	C	C
7:15 AM	E	E	E	E	E	D	C	C	D	D	D	C	C	C	F	F	F	D	D	C
7:30 AM	E	E	E	E	E	C	B	C	C	C	C	B	C	C	F	F	F	D	D	C
7:45 AM	E	E	E	E	E	C	C	C	D	D	D	C	C	C	F	F	F	D	C	C
8:00 AM	D	D	D	D	D	C	B	C	C	C	C	B	B	B	E	E	E	C	D	C
8:15 AM	D	D	D	D	D	C	B	C	C	C	C	B	B	B	D	D	D	C	C	C
8:30 AM	D	D	D	D	D	C	B	B	C	C	C	B	B	B	D	D	D	C	C	B

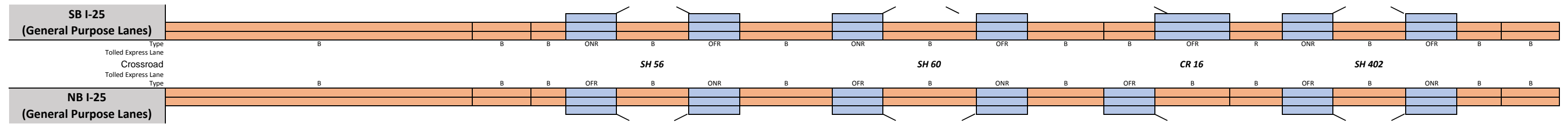


6:45 AM	B	B	B	B	B	A	B	B	B	B	B	B	C	C	D	D	D	C	D	C
7:00 AM	C	C	C	C	C	A	B	B	C	C	C	B	D	C	E	E	E	D	D	C
7:15 AM	C	C	C	C	C	B	B	B	C	C	C	B	D	C	F	F	F	D	E	D
7:30 AM	D	D	D	D	D	B	C	B	C	C	C	C	E	D	F	F	F	E	F	D
7:45 AM	C	C	C	C	C	B	B	B	C	C	C	B	D	C	F	F	F	D	E	D
8:00 AM	C	C	C	C	C	B	C	B	C	C	C	C	D	C	F	F	F	D	E	D
8:15 AM	D	D	D	D	D	B	C	B	C	C	C	C	D	D	F	F	F	D	E	D
8:30 AM	C	C	C	C	C	B	B	B	C	C	C	B	D	C	E	E	E	D	E	D

SEGMENT	52	53	54	55	56	57	58	59	60	61	62	63	64	65	66	67	68	69	70	71	
Segment Length (ft)	735	2,000		15,000	2,000	1,635	1,500	2,325	1,500	3,850	3,000	3,040	1,500	3,185	1,500	500	2,000	2,245	1,500	3,035	1,500
Number of lanes	3	3		3	3	3	3	3	3	3	3	3	3	2	2	2	2	2	2	2	2
Free Flow Speed (mph)	70	70		70	70	70	70	70	70	70	70	70	70	70	70	70	70	70	70	70	70
Segment demand (vph)	3,617	3,617		3,617	3,617	3,617	3,617	2,750	3,387	3,387	3,387	3,387	3,387	2,863	3,465	3,465	3,465	3,465	3,465	3,147	3,257
On-Ramp demand (vph)								637							602						110
Off-Ramp demand (vph)							867					524									318
Ramp-to-Ramp demand (vph)																					
Travel time per vehicle (min)	0.15	0.42		3.16	0.42	0.34	0.29	0.45	0.29	0.79	0.62	0.62	0.24	0.75	0.31	0.16	0.63	0.71	0.30	0.79	0.31
VMTD Veh-miles (Demand)	504	1,370		10,276	1,370	1,120	1,028	1,211	962	2,470	1,924	1,950	962	1,727	984	328	1,313	1,473	984	1,809	925
VMTV Veh-miles (Volume)	504	1,370		10,276	1,370	1,120	1,028	1,211	962	2,470	1,924	1,950	962	1,727	984	328	1,313	1,473	984	1,809	925
VHT travel (hrs)	9.33	25.39		190.44	25.39	20.76	17.58	20.80	16.52	44.61	34.76	35.23	13.82	35.61	18.15	9.09	36.38	40.83	17.56	41.46	17.09
VHD delay (hrs)	2.14	5.82		43.64	5.82	4.76	2.90	3.50	2.78	9.33	7.27	7.37	0.08	10.94	4.08	4.41	17.63	19.79	3.50	15.62	3.88
Space mean speed (mph)	54	54		54	54	54	58	58	58	55	55	55	70	48	54	36	36	36	56	44	54
Segment density (veh/mi/lane)	22	22		22	22	22	21	16	19	20	20	20	16	30	24	48	48	48	29	36	26
Segment density (pc/mi/lane)	26	26		26	26	26	24	18	22	23	23	23	19	34	28	55	55	55	33	41	30
Tolled Express Lane	GP	GP		GP	GP	GP	GP	GP	GP	GP	GP	GP	GP	GP	GP	GP	GP	GP	GP	GP	GP
Space mean speed (mph)	54	54		54	54	54	58	58	58	55	55	55	70	48	54	36	36	36	56	44	54
Travel time per vehicle (min)	0.15	0.42		3.16	0.42	0.34	0.29	0.45	0.29	0.79	0.62	0.62	0.24	0.75	0.31	0.16	0.63	0.71	0.30	0.79	0.31
Volume (vph)	-	-		-	-	-	-	-	-	-	-	-	-	-	-	-	-	-	-	-	-
Level of Service (LOS)																					

SEGMENT	72	73	74	75	76	77	78	79	80	81	82	83	84	85	86	87	88	89	90
Segment Length (ft)	18,155	2,000	425	1,500	3,020	1,500	4,340	1,500	3,245	1,500	5,790	3,075	750	895	1,165	2,870	750	705	2,000
Number of lanes	2	2	2	2	2	2	2	2	2	2	2	2	2	2	2	2	2	2	2
Free Flow Speed (mph)	70	70	70	70	70	70	70	70	70	70	70	70	70	70	70	70	70	70	70
Segment demand (vph)	2,697	2,701	2,701	2,701	2,454	2,923	2,923	2,923	2,479	2,658	2,658	2,658	2,891	2,891	2,891	2,390	2,896	2,896	2,896
On-Ramp demand (vph)				247				444							501				
Off-Ramp demand (vph)						469				179			233				506		
Ramp-to-Ramp demand (vph)																			
Travel time per vehicle (min)	4.05	0.45	0.10	0.31	0.64	0.31	1.03	0.31	0.69	0.30	1.28	0.68	0.15	0.18	0.24	0.60	0.15	0.17	0.47
VMTD Veh-miles (Demand)	9,273	1,023	217	767	1,404	830	2,403	830	1,524	755	2,915	1,548	411	490	638	1,299	411	387	1,097
VMTV Veh-miles (Volume)	9,273	1,023	217	767	1,404	830	2,403	830	1,524	755	2,915	1,548	411	490	638	1,299	411	387	1,097
VHT travel (hrs)	182.25	20.13	4.28	13.91	26.20	14.90	50.27	14.88	28.53	13.40	56.64	30.08	7.30	8.73	11.36	23.98	7.39	8.03	22.78
VHD delay (hrs)	49.77	5.51	1.17	2.95	6.15	3.04	15.95	3.02	6.76	2.61	15.01	7.97	1.44	1.73	2.24	5.42	1.52	2.50	7.10
Space mean speed (mph)	51	51	51	55	54	56	48	56	53	56	51	51	56	56	56	54	56	48	48
Segment density (veh/mi/lane)	27	27	27	24	23	22	31	22	23	22	26	26	23	31	21	22	24	30	30
Segment density (pc/mi/lane)	30	31	31	27	26	26	35	25	27	25	30	30	27	35	24	25	28	35	35
Tolled Express Lane	GP	GP	GP	GP	GP	GP	GP	GP	GP	GP	GP	GP	GP	GP	GP	GP	GP	GP	GP
Space mean speed (mph)	51	51	51	55	54	56	48	56	53	56	51	51	56	56	56	54	56	48	48
Travel time per vehicle (min)	4.05	0.45	0.10	0.31	0.64	0.31	1.03	0.31	0.69	0.30	1.28	0.68	0.15	0.18	0.24	0.60	0.15	0.17	0.47
Volume (vph)	-	-	-	-	-	-	-	-	-	-	-	-	-	-	-	-	-	-	-
Level of Service (LOS)																			

6:45 AM	C	C	C	B	B	B	C	B	C	B	C	C	C	C	B	B	C	C	C
7:00 AM	D	D	D	C	C	C	D	C	C	C	C	C	C	C	C	C	C	C	C
7:15 AM	D	D	D	D	D	C	E	C	D	C	D	D	C	C	C	C	C	D	D
7:30 AM	D	D	D	C	D	C	E	C	D	C	D	D	C	C	C	C	C	D	D
7:45 AM	D	D	D	C	C	C	D	C	D	C	D	D	C	C	C	C	D	E	E
8:00 AM	D	D	D	C	C	C	E	C	D	C	D	D	C	C	C	D	D	E	E
8:15 AM	C	C	C	C	C	C	D	C	C	C	C	C	C	C	C	C	C	D	D
8:30 AM	C	C	C	C	C	C	D	C	C	C	C	C	C	C	C	C	C	D	D

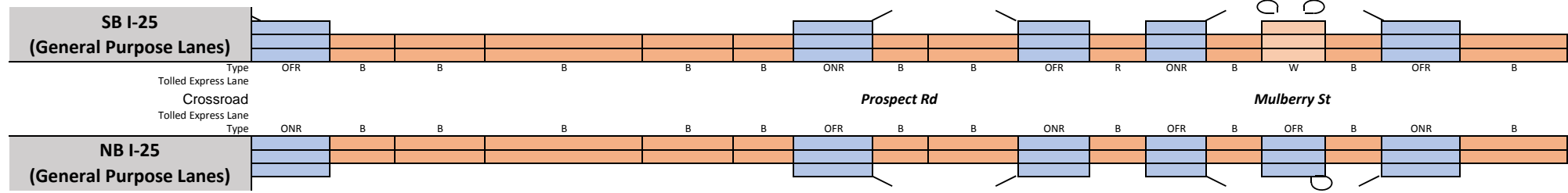


6:45 AM	D	D	D	C	C	C	D	C	D	C	E	D	D	D	C	C	C	D	D
7:00 AM	E	E	E	D	D	D	F	D	E	D	F	D	F	F	D	D	D	F	F
7:15 AM	E	E	E	D	E	D	F	D	F	D	F	E	F	F	D	D	D	F	F
7:30 AM	F	F	F	E	F	F	F	F	F	F	F	F	F	F	F	C	F	F	F
7:45 AM	E	E	E	D	F	E	F	F	F	D	F	E	F	F	D	C	D	F	F
8:00 AM	E	E	E	D	D	E	F	F	F	D	F	E	F	F	D	E	D	F	F
8:15 AM	F	F	F	D	E	F	F	F	F	F	F	F	F	F	D	E	D	F	F
8:30 AM	E	E	E	D	D	E	E	F	F	D	F	E	F	F	D	E	D	F	F

SEGMENT	72	73	74	75	76	77	78	79	80	81	82	83	84	85	86	87	88	89	90
Segment Length (ft)	18,150	2,000	500	1,500	2,890	1,500	4,225	1,500	4,255	1,500	3,160	1,500	3,095	1,610	1,500	2,930	1,500	1,095	2,000
Number of lanes	2	2	2	2	2	2	2	2	2	2	2	2	2	2	2	2	2	2	2
Free Flow Speed (mph)	70	70	70	70	70	70	70	70	70	70	70	70	70	70	70	70	70	70	70
Segment demand (vph)	3,257	3,257	3,257	3,257	3,123	3,683	3,683	3,683	3,475	3,822	3,822	3,822	3,600	3,600	3,600	2,987	3,693	3,693	3,693
On-Ramp demand (vph)						560				347							706		
Off-Ramp demand (vph)				134				208				222			613				
Ramp-to-Ramp demand (vph)																			
Travel time per vehicle (min)	5.01	0.55	0.14	0.31	0.84	0.33	1.22	0.41	1.52	0.33	1.25	0.30	1.00	0.52	0.31	0.60	0.32	0.39	0.71
VMTD Veh-miles (Demand)	11,196	1,234	308	925	1,709	1,046	2,947	1,046	2,800	1,086	2,287	1,086	2,110	1,098	1,023	1,658	1,049	766	1,399
VMTV Veh-miles (Volume)	11,196	1,234	308	925	1,709	1,046	2,937	1,040	2,743	1,065	2,245	1,065	2,071	1,077	1,004	1,625	1,033	754	1,377
VHT travel (hrs)	271.76	29.95	7.49	16.74	43.70	20.16	74.88	24.95	86.10	20.52	78.09	18.93	58.89	30.63	18.11	29.37	19.67	23.47	42.87
VHD delay (hrs)	111.82	12.32	3.08	3.52	19.28	5.21	32.92	10.09	46.91	5.30	46.02	3.71	29.30	15.24	3.77	6.16	4.92	12.70	23.20
Space mean speed (mph)	41	41	41	55	39	52	39	42	32	52	29	56	35	35	55	55	52	32	32
Segment density (veh/mi/lane)	40	40	40	29	40	32	47	43	53	29	65	31	50	50	30	26	28	57	57
Segment density (pc/mi/lane)	45	45	45	34	46	37	54	50	61	33	75	36	58	58	34	30	32	65	65
Tolled Express Lane	GP	GP	GP	GP	GP	GP	GP	GP	GP	GP	GP	GP	GP	GP	GP	GP	GP	GP	GP
Space mean speed (mph)	41	41	41	55	39	52	39	42	32	52	29	56	35	35	55	55	52	32	32
Travel time per vehicle (min)	5.01	0.55	0.14	0.31	0.84	0.33	1.22	0.41	1.52	0.33	1.25	0.30	1.00	0.52	0.31	0.60	0.32	0.39	0.71
Volume (vph)	-	-	-	-	-	-	-	-	-	-	-	-	-	-	-	-	-	-	-
Level of Service (LOS)																			

SEGMENT	115	116	117	118	119	120	121	122	123	124	125	126	127	128	129	130	131	
Segment Length (ft)	1,500	500	2,000	4,840	2,000	500	1,500	535	2,000	775	715	1,160	700	420	750	1,500	2,700	276,955
Number of lanes	2	2	2	2	2	2	2	2	2	2	2	2	2	3	2	2	2	
Free Flow Speed (mph)	70	70	70	70	70	70	70	70	70	70	70	70	70	70	70	70	70	
Segment demand (vph)	2,809	2,809	2,809	2,809	2,809	2,809	2,809	1,981	1,981	2,283	2,283	2,283	1,914	1,945	1,291	1,514	1,514	
On-Ramp demand (vph)							828					369		654				
Off-Ramp demand (vph)	938									302				31		223		
Ramp-to-Ramp demand (vph)																		
Travel time per vehicle (min)	0.31	0.11	0.44	1.07	0.44	0.11	0.31	0.10	0.39	0.16	0.14	0.23	0.14	0.09	0.14	0.30	0.51	70.83
VMTD Veh-miles (Demand)	798	266	1,064	2,575	1,064	266	798	201	750	335	309	502	254	155	183	430	774	204,367
VMTV Veh-miles (Volume)	798	266	1,064	2,575	1,064	266	798	201	750	335	309	502	254	155	183	430	774	194,658
VHT travel (hrs)	14.59	5.19	20.74	50.20	20.74	5.19	14.37	3.44	12.86	5.97	5.51	8.74	4.32	2.89	3.04	7.64	12.99	4,638.47
VHD delay (hrs)	3.19	1.39	5.54	13.41	5.54	1.39	2.97	0.57	2.14	1.19	1.09	1.57	0.70	0.68	0.42	1.50	1.93	2,511.70
Space mean speed (mph)	55	51	51	51	51	51	56	58	58	56	56	57	59	53	60	56	60	42
Segment density (veh/mi/lane)	22	27	27	27	27	27	22	17	17	17	22	16	16	12	11	13	13	35
Segment density (pc/mi/lane)	24	31	31	31	31	31	25	19	19	19	24	18	18	13	12	14	15	40
Tolled Express Lane	GP	GP	GP	GP	GP	GP	GP	GP	GP	GP	GP	GP	GP	GP	GP	GP	GP	TEL
Space mean speed (mph)	55	51	51	51	51	51	56	58	58	56	56	57	59	53	60	56	60	55
Travel time per vehicle (min)	0.31	0.11	0.44	1.07	0.44	0.11	0.31	0.10	0.39	0.16	0.14	0.23	0.14	0.09	0.14	0.30	0.51	68.01
Volume (vph)	-	-	-	-	-	-	-	-	-	-	-	-	-	-	-	-	-	2.82
Level of Service (LOS)																		

6:45 AM	B	B	B	B	B	B	B	A	A	A	A	A	A	A	A	A	A	A
7:00 AM	B	B	B	B	B	B	B	A	A	B	B	B	A	A	A	A	A	A
7:15 AM	C	C	C	C	C	C	C	B	B	B	B	B	B	A	B	B	B	B
7:30 AM	C	D	D	D	D	D	D	C	B	B	B	B	B	B	B	B	B	B
7:45 AM	C	E	E	E	E	E	D	C	C	B	B	B	C	B	B	B	B	B
8:00 AM	C	D	D	D	D	D	C	C	C	C	C	B	C	B	B	B	B	B
8:15 AM	C	D	D	D	D	D	C	C	C	B	B	B	B	B	B	B	B	B
8:30 AM	C	D	D	D	D	D	C	C	C	B	B	B	C	B	B	B	B	B

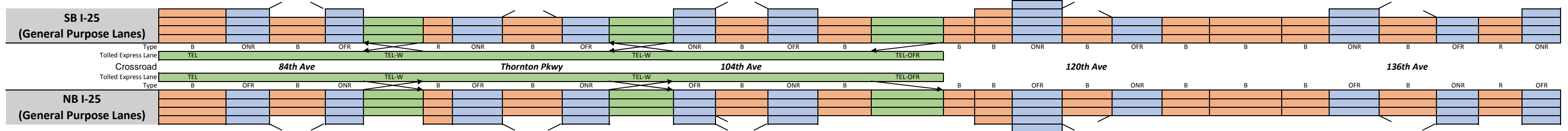


6:45 AM	B	C	C	C	C	C	A	A	A	A	B	B	A	A	A	A	A	A
7:00 AM	B	C	C	C	C	C	A	B	B	B	B	B	B	A	A	A	A	A
7:15 AM	C	D	D	D	D	D	B	B	B	B	C	B	B	B	A	A	A	A
7:30 AM	C	E	E	E	E	E	B	C	C	B	D	C	C	B	B	B	B	B
7:45 AM	C	E	E	E	E	E	B	C	C	B	D	C	C	B	B	B	B	B
8:00 AM	C	D	D	D	D	D	B	C	C	B	C	C	B	B	A	A	A	B
8:15 AM	C	D	D	D	D	D	B	C	C	B	C	C	C	B	B	B	B	B
8:30 AM	C	D	D	D	D	D	B	C	C	B	C	B	B	B	B	A	A	B

SEGMENT	115	116	117	118	119	120	121	122	123	124	125	126	127	128	129	130	131	
Segment Length (ft)	1,500	900	2,000	4,840	2,000	740	1,500	525	2,000	1,165	570	750	510	840	550	1,500	2,700	277,130
Number of lanes	2	2	2	2	2	2	2	2	2	2	2	2	2	2	2	2	2	2
Free Flow Speed (mph)	70	70	70	70	70	70	70	70	70	70	70	70	70	70	70	70	70	70
Segment demand (vph)	2,882	2,882	2,882	2,882	2,882	2,882	2,882	1,964	1,964	2,286	2,286	2,286	1,788	1,788	1,220	1,388	1,388	
On-Ramp demand (vph)	457									322							168	
Off-Ramp demand (vph)							918					498		568				
Ramp-to-Ramp demand (vph)																		
Travel time per vehicle (min)	0.31	0.21	0.48	1.15	0.48	0.18	0.31	0.10	0.40	0.23	0.12	0.15	0.10	0.19	0.10	0.29	0.51	69.26
VMTD Veh-miles (Demand)	819	491	1,092	2,642	1,092	404	819	195	744	504	247	325	173	284	127	394	710	192,510
VMTV Veh-miles (Volume)	819	491	1,092	2,642	1,092	404	819	195	744	504	247	325	173	284	127	394	710	191,586
VHT travel (hrs)	14.68	10.29	22.88	55.36	22.88	8.46	14.96	3.41	12.99	8.75	4.52	5.83	2.97	5.62	2.10	6.77	11.82	4,211.75
VHD delay (hrs)	2.98	3.28	7.28	17.62	7.28	2.69	3.26	0.62	2.37	1.55	0.99	1.19	0.51	1.56	0.28	1.14	1.68	1,395.81
Space mean speed (mph)	56	48	48	48	48	48	55	57	57	58	55	56	58	51	61	58	60	45
Segment density (veh/mi/lane)	22	30	30	30	30	30	13	17	17	15	21	19	15	13	10	9	12	31
Segment density (pc/mi/lane)	25	35	35	35	35	35	15	20	20	17	24	22	18	14	12	10	13	36
Tolled Express Lane	GP	GP	GP	GP	GP	GP	GP	GP	GP	GP	GP	GP	GP	GP	GP	GP	GP	TEL
Space mean speed (mph)	56	48	48	48	48	48	55	57	57	58	55	56	58	51	61	58	60	56
Travel time per vehicle (min)	0.31	0.21	0.48	1.15	0.48	0.18	0.31	0.10	0.40	0.23	0.12	0.15	0.10	0.19	0.10	0.29	0.51	66.90
Volume (vph)	-	-	-	-	-	-	-	-	-	-	-	-	-	-	-	-	-	2.36
Level of Service (LOS)																		

SEGMENT	1	2	3	4	5	6	7	8	9	10	11	12	13	14	15	16	17	18	19	20	21	22	23	24	25	26	27	28
Segment Length (ft)	2,700	1,500	1,865	1,100	2,530	715	750	1,835	750	2,900	1,045	1,735	1,010	2,190	3,100	95	800	1,500	1,575	1,500	1,400	3,000	1,315	1,500	2,095	750	1,390	750
Number of lanes	4	4	3	3	4	3	3	3	3	4	3	3	3	3	4	3	4	3	3	3	3	3	3	3	3	3	3	3
Free Flow Speed (mph)	60	60	60	60	60	60	60	60	60	60	60	60	60	60	60	60	60	60	65	65	65	65	65	65	65	65	65	65
Segment demand (vph)	7,540	7,540	5,921	6,563	8,173	6,580	6,580	5,423	6,266	7,858	6,476	4,749	5,430	5,430	6,812	6,808	6,808	6,808	5,535	6,669	6,669	6,669	6,669	6,669	5,576	6,374	6,374	6,374
On-Ramp demand (vph)		1,619			1,593			1,157			1,382	1,727				4			1,273						1,093			949
Off-Ramp demand (vph)				642	1,610				843		1,592			681		1,382					1,134							798
Ramp-to-Ramp demand (vph)																												
Travel time per vehicle (min)	0.80	0.29	0.55	0.24	0.75	0.21	0.18	0.85	0.21	0.70	0.25	0.45	0.22	0.62	0.97	0.03	0.20	0.35	0.46	0.33	0.52	1.11	0.49	0.33	1.14	0.28	0.52	0.24
VMTD Veh-miles (Demand)	3,856	2,142	2,091	1,367	3,916	891	935	1,885	890	4,316	1,282	1,561	1,039	2,252	3,999	122	1,032	1,934	1,651	1,895	1,768	3,789	1,661	1,895	2,212	905	1,678	905
VMTV Veh-miles (Volume)	3,109	1,727	1,576	1,028	2,948	712	747	1,522	729	3,554	1,040	1,229	820	1,777	3,173	97	818	1,534	1,335	1,566	1,463	3,135	1,374	1,567	1,824	755	1,399	756
VHT travel (hrs)	81.46	29.49	41.08	19.94	76.83	18.82	15.56	61.88	17.65	74.96	21.77	27.99	15.82	44.61	87.24	2.99	18.32	31.14	34.25	30.12	47.79	102.42	44.89	30.67	87.35	24.53	45.93	21.73
VHD delay (hrs)	29.64	0.70	14.82	2.81	485.70	6.96	209.81	36.52	5.51	67.10	127.27	7.51	2.15	14.99	34.36	1.37	4.68	277.07	13.71	6.03	25.29	54.19	23.75	245.86	59.28	12.93	24.40	37.24
Space mean speed (mph)	38	59	38	52	38	38	48	25	41	47	48	44	52	40	36	32	45	49	39	52	31	31	31	51	21	31	30	35
Segment density (veh/mi/lane)	40	26	39	32	51	46	37	59	41	34	37	28	28	36	46	55	30	37	38	35	60	60	60	36	73	58	58	51
Segment density (pc/mi/lane)	47	31	46	38	60	55	43	71	49	40	43	34	33	43	52	64	35	42	44	41	69	69	69	41	84	66	67	59
Tolled Express Lane	TEL				TEL-W					TEL-W					TEL-OFR	GP	GP	GP	GP	GP	GP	GP	GP	GP	GP	GP	GP	GP
Space mean speed (mph)	38	60	60	56	38	60	60	60	56	47	60	60	60	59	36	32	45	49	39	52	31	31	31	51	21	31	30	35
Travel time per vehicle (min)	0.80	0.28	0.35	0.22	0.75	0.14	0.14	0.35	0.15	0.70	0.20	0.33	0.19	0.42	0.97	0.03	0.20	0.35	0.46	0.33	0.52	1.11	0.49	0.33	1.14	0.28	0.52	0.24
Volume (vph)	1,611	1,611	1,611	1,611	1,316	1,593	1,593	1,593	1,593	1,315	1,382	1,382	1,382	1,382	-	-	-	-	-	-	-	-	-	-	-	-	-	-
Level of Service (LOS)	E	D	D	D	D	D	D	D	D	D	C	C	C	C														

6:45 AM	F	D	F	F	F	F	F	E	D	F	F	D	C	E	E	F	D	F	E	F	F	F	F	F	E	F	F	F
7:00 AM	F	F	F	F	F	F	F	F	F	F	F	D	F	F	F	F	D	F	F	F	F	F	F	F	F	F	F	F
7:15 AM	F	D	F	F	F	F	F	F	F	E	F	D	C	E	F	F	D	F	E	F	F	F	F	F	F	F	F	F
7:30 AM	F	F	F	F	F	F	F	F	F	F	F	D	F	F	F	F	D	F	F	F	F	F	F	F	F	F	F	F
7:45 AM	F	F	F	F	F	F	F	F	F	F	F	D	F	F	F	F	D	F	F	F	F	F	F	F	F	F	F	F
8:00 AM	E	F	F	F	F	F	F	F	F	F	F	E	F	F	F	F	F	F	F	F	F	F	F	F	F	F	F	F
8:15 AM	E	F	F	F	F	F	F	F	F	F	F	D	F	F	F	F	D	F	F	F	F	F	F	F	F	F	F	F
8:30 AM	E	D	F	F	F	F	F	F	F	F	F	D	F	F	F	F	D	F	F	F	F	F	F	F	F	F	F	F

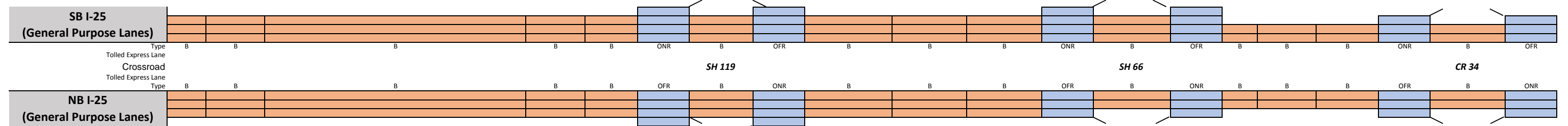


6:45 AM	C	B	C	C	C	C	B	C	C	C	B	C	C	D	D	E	D	B	D	D	E	D	E	D	D	C	D	D
7:00 AM	D	C	D	C	D	C	B	D	C	D	C	D	D	F	F	F	D	F	E	F	F	D	F	F	E	D	D	D
7:15 AM	C	C	C	C	C	C	B	C	C	C	B	D	C	E	D	F	D	B	D	D	F	D	E	D	C	D	D	
7:30 AM	D	C	D	D	D	D	B	D	C	D	C	D	D	F	D	F	D	F	E	D	F	D	F	E	D	D	D	
7:45 AM	D	C	E	D	E	D	B	E	D	E	C	E	D	F	F	F	D	F	F	F	D	F	F	E	D	D	D	
8:00 AM	E	D	F	D	E	D	C	E	D	E	C	E	F	F	F	F	D	F	E	F	F	D	F	F	E	F	F	
8:15 AM	D	C	E	D	E	D	B	E	D	E	E	F	F	F	F	F	D	F	E	F	F	D	F	F	D	D	D	
8:30 AM	D	D	E	D	E	D	C	E	D	E	F	F	F	F	F	F	D	F	E	F	F	D	F	F	E	D	D	

SEGMENT	1	2	3	4	5	6	7	8	9	10	11	12	13	14	15	16	17	18	19	20	21	22	23	24	25	26	27	28
Segment Length (ft)	2,700	1,100	1,875	750	2,200	170	1,500	2,180	1,350	2,450	995	1,700	1,500	1,765	3,000	310	715	1,500	1,525	1,500	1,400	3,000	1,380	1,500	2,040	1,015	1,070	745
Number of lanes	4	4	3	3	4	4	3	3	3	4	3	3	3	3	4	3	4	3	3	3	3	4	3	3	3	3	3	3
Free Flow Speed (mph)	60	60	60	60	60	60	60	60	60	60	60	60	60	60	60	60	60	60	65	65	65	65	65	65	65	65	65	65
Segment demand (vph)	4,950	4,950	4,024	4,574	5,440	4,564	4,564	3,922	4,582	5,459	4,626	4,037	4,759	4,759	5,593	5,593	5,593	5,593	4,609	5,553	5,553	5,553	5,553	5,553	4,611	5,215	5,215	5,215
On-Ramp demand (vph)				550	866				660		877		722		834						944					604		
Off-Ramp demand (vph)		926			876		642			833	589							984						942				960
Ramp-to-Ramp demand (vph)																												
Travel time per vehicle (min)	0.67	0.21	0.49	0.17	0.55	0.04	0.33	0.56	0.31	0.61	0.22	0.42	0.38	0.54	1.13	0.10	0.18	0.33	0.37	0.33	0.44	0.70	0.43	0.31	0.50	0.22	0.23	0.16
VMTD Veh-miles (Demand)	2,531	1,031	1,429	650	2,267	147	1,297	1,619	1,172	2,533	872	1,300	1,352	1,591	3,178	328	757	1,589	1,331	1,578	1,472	3,155	1,451	1,578	1,782	1,003	1,057	736
VMTV Veh-miles (Volume)	2,531	1,031	1,429	650	2,267	147	1,297	1,619	1,172	2,533	872	1,292	1,338	1,565	3,096	320	738	1,548	1,296	1,546	1,443	3,093	1,423	1,546	1,743	983	1,037	722
VHT travel (hrs)	55.08	17.37	32.75	13.26	49.50	3.10	25.12	36.36	23.77	55.19	16.88	27.93	29.62	42.22	102.89	8.98	16.12	30.34	27.88	30.23	39.74	63.19	39.17	28.40	37.68	18.94	19.97	13.26
VHD delay (hrs)	12.89	0.19	8.93	2.43	11.72	0.65	3.51	9.37	4.24	12.98	2.35	6.40	7.32	16.13	53.70	3.65	3.82	4.54	7.95	6.51	17.53	15.61	17.28	4.61	10.87	3.81	4.02	2.15
Space mean speed (mph)	46	59	44	49	46	47	52	45	49	46	52	46	45	37	30	36	46	51	46	51	36	49	36	54	46	52	52	54
Segment density (veh/mi/lane)	27	21	31	31	29	24	29	29	31	29	30	29	35	42	45	51	30	36	32	35	50	28	50	33	33	33	33	31
Segment density (pc/mi/lane)	31	24	35	36	33	28	34	34	36	34	34	33	40	48	51	58	34	40	36	40	56	31	56	38	37	37	37	35
Tolled Express Lane	TEL				TEL-W					TEL-W					TEL-OFR	GP	GP	GP	GP	GP	GP	GP	GP	GP	GP	GP	GP	GP
Space mean speed (mph)	46	58	60	60	46	49	59	60	60	46	57	60	60	60	30	36	46	51	46	51	36	49	36	54	46	52	52	54
Travel time per vehicle (min)	0.67	0.22	0.36	0.14	0.55	0.04	0.29	0.41	0.26	0.61	0.20	0.32	0.28	0.33	1.13	0.10	0.18	0.33	0.37	0.33	0.44	0.70	0.43	0.31	0.50	0.22	0.23	0.16
Volume (vph)	866	866	866	866	826	877	877	877	877	816	833	833	833	833	-	-	-	-	-	-	-	-	-	-	-	-	-	-
Level of Service (LOS)	C	B																										

SEGMENT	52	53	54	55	56	57	58	59	60	61	62	63	64	65	66	67	68	69	70	71	
Segment Length (ft)	400	2,000		14,995	2,000	745	750	4,315	1,500	3,500	3,000	3,240	1,500	2,995	1,500	490	2,000	2,280	1,500	2,995	1,500
Number of lanes	3	3		3	3	3	3	3	3	3	3	3	3	3	3	2	2	2	2	2	2
Free Flow Speed (mph)	70	70		70	70	70	70	70	70	70	70	70	70	70	70	70	70	70	70	70	70
Segment demand (vph)	5,072	5,072		5,072	5,072	5,072	5,072	3,152	4,100	4,100	4,100	4,100	4,100	3,217	3,787	3,787	3,787	3,787	3,787	2,918	3,170
On-Ramp demand (vph)							1,920					883							869		
Off-Ramp demand (vph)									948						570						
Ramp-to-Ramp demand (vph)																					
Travel time per vehicle (min)	0.12	0.58		4.34	0.58	0.22	0.16	0.86	0.29	0.78	0.67	0.73	0.30	0.60	0.29	0.20	0.80	0.91	0.33	1.27	0.30
VMTD Veh-miles (Demand)	384	1,921		14,404	1,921	716	720	2,576	1,165	2,718	2,330	2,516	1,165	1,825	1,076	351	1,434	1,635	1,076	1,655	901
VMTV Veh-miles (Volume)	383	1,914		14,347	1,914	713	718	2,560	1,157	2,701	2,315	2,500	1,157	1,810	1,067	349	1,423	1,622	1,067	1,638	901
VHT travel (hrs)	9.74	48.72		365.31	48.72	18.15	13.42	45.12	19.92	53.20	45.60	49.25	20.16	32.06	18.12	12.21	49.85	56.83	20.58	61.11	15.66
VHD delay (hrs)	4.28	21.39		160.35	21.39	7.97	3.17	8.55	3.39	14.62	12.53	13.53	3.63	6.20	2.87	7.23	29.52	33.65	12.35	37.71	2.79
Space mean speed (mph)	39	39		39	39	39	53	57	58	51	51	51	57	56	59	29	29	29	29	52	27
Segment density (veh/mi/lane)	43	43		43	43	43	31	18	23	27	27	27	24	19	21	66	66	66	29	54	27
Segment density (pc/mi/lane)	49	49		49	49	49	36	21	27	31	31	31	27	22	24	76	76	76	33	62	31
Tolled Express Lane	GP	GP		GP	GP	GP	GP	GP	GP	GP	GP	GP	GP	GP	GP	GP	GP	GP	GP	GP	GP
Space mean speed (mph)	39	39		39	39	39	53	57	58	51	51	51	57	56	59	29	29	29	29	52	27
Travel time per vehicle (min)	0.12	0.58		4.34	0.58	0.22	0.16	0.86	0.29	0.78	0.67	0.73	0.30	0.60	0.29	0.20	0.80	0.91	0.33	1.27	0.30
Volume (vph)	-	-		-	-	-	-	-	-	-	-	-	-	-	-	-	-	-	-	-	-
Level of Service (LOS)																					

6:45 AM	E	E	E	E	E	D	B	C	C	C	C	C	C	B	B	E	E	E	C	C	C
7:00 AM	F	F	F	F	F	D	C	C	D	D	D	C	C	C	C	F	F	F	D	E	D
7:15 AM	F	F	F	F	F	D	C	C	D	D	D	C	C	C	C	F	F	F	F	F	D
7:30 AM	F	F	F	F	F	D	C	C	D	D	D	C	C	C	C	F	F	F	F	F	E
7:45 AM	F	F	F	F	F	D	C	C	D	D	D	C	C	C	C	F	F	F	D	F	C
8:00 AM	F	F	F	F	F	D	C	C	D	D	D	C	C	C	C	F	F	F	D	F	D
8:15 AM	E	E	E	E	E	D	C	C	D	D	D	C	C	C	C	F	F	F	D	C	C
8:30 AM	D	D	D	D	D	C	B	C	C	C	C	C	B	B	B	E	E	E	C	C	C

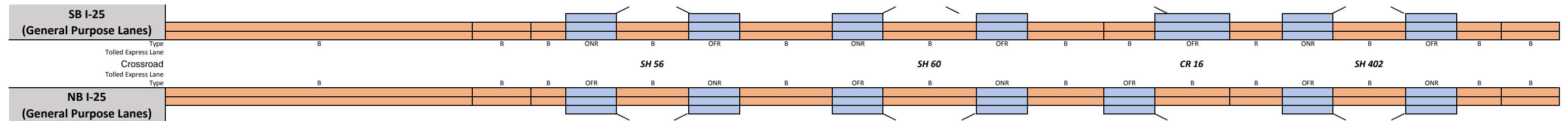


6:45 AM	D	D	D	D	D	B	C	B	C	C	C	C	E	D	F	F	F	F	D	E	D
7:00 AM	D	D	D	D	D	B	C	C	D	D	D	C	F	F	F	F	F	F	F	F	F
7:15 AM	D	D	D	D	D	B	C	C	D	D	D	F	F	F	F	F	F	F	F	F	F
7:30 AM	E	E	E	E	E	B	C	C	D	C	F	F	F	F	F	F	F	F	F	F	F
7:45 AM	D	D	D	D	D	B	C	C	D	F	F	F	F	F	F	F	F	F	F	F	F
8:00 AM	D	D	D	D	D	B	C	C	D	F	F	F	F	F	F	F	F	F	F	F	F
8:15 AM	D	D	D	D	D	B	C	C	F	F	F	F	F	F	F	F	F	F	F	F	F
8:30 AM	D	D	D	D	D	B	C	C	F	F	F	F	F	F	F	F	F	F	F	F	D

SEGMENT	52	53	54	55	56	57	58	59	60	61	62	63	64	65	66	67	68	69	70	71	
Segment Length (ft)	735	2,000		15,000	2,000	1,635	1,500	2,325	1,500	3,850	3,000	3,040	1,500	3,185	1,500	500	2,000	2,245	1,500	3,035	1,500
Number of lanes	3	3		3	3	3	3	3	3	3	3	3	3	2	2	2	2	2	2	2	2
Free Flow Speed (mph)	70	70		70	70	70	70	70	70	70	70	70	70	70	70	70	70	70	70	70	70
Segment demand (vph)	4,299	4,299		4,299	4,299	4,299	4,299	3,331	4,017	4,017	4,017	4,017	4,017	3,452	4,079	4,079	4,079	4,079	4,079	3,735	3,894
On-Ramp demand (vph)									686												159
Off-Ramp demand (vph)												565									
Ramp-to-Ramp demand (vph)																				344	
Travel time per vehicle (min)	0.17	0.47		3.51	0.47	0.38	0.29	0.47	0.30	0.87	1.26	1.99	1.24	1.71	0.32	0.20	0.80	0.89	0.30	0.92	0.32
VMTD Veh-miles (Demand)	598	1,628		12,213	1,628	1,331	1,221	1,467	1,141	2,929	2,282	2,313	1,141	2,082	1,159	386	1,545	1,734	1,159	2,147	1,106
VMTV Veh-miles (Volume)	598	1,628		12,213	1,628	1,331	1,221	1,467	1,141	2,897	2,184	2,134	1,039	1,888	1,067	356	1,423	1,597	1,067	1,979	1,023
VHT travel (hrs)	12.34	33.58		251.83	33.58	27.45	21.02	26.34	19.85	57.31	80.75	122.64	75.46	89.09	20.28	12.46	49.85	55.95	19.04	52.67	19.48
VHD delay (hrs)	3.79	10.31		77.35	10.31	8.43	3.58	5.39	3.55	15.93	49.54	92.15	60.62	62.12	5.04	7.38	29.52	33.14	3.79	24.40	4.86
Space mean speed (mph)	48	48		48	48	48	58	56	57	51	27	17	14	21	53	29	29	29	29	56	38
Segment density (veh/mi/lane)	30	30		30	30	30	25	20	23	26	47	71	89	74	27	66	66	66	31	46	29
Segment density (pc/mi/lane)	34	34		34	34	34	28	23	27	30	54	82	102	85	31	76	76	76	36	53	33
Tolled Express Lane	GP	GP		GP	GP	GP	GP	GP	GP	GP	GP	GP	GP	GP	GP	GP	GP	GP	GP	GP	GP
Space mean speed (mph)	48	48		48	48	48	58	56	57	51	27	17	14	21	53	29	29	29	29	56	38
Travel time per vehicle (min)	0.17	0.47		3.51	0.47	0.38	0.29	0.47	0.30	0.87	1.26	1.99	1.24	1.71	0.32	0.20	0.80	0.89	0.30	0.92	0.32
Volume (vph)	-	-		-	-	-	-	-	-	-	-	-	-	-	-	-	-	-	-	-	-
Level of Service (LOS)																					

SEGMENT	72	73	74	75	76	77	78	79	80	81	82	83	84	85	86	87	88	89	90
Segment Length (ft)	18,155	2,000	425	1,500	3,020	1,500	4,340	1,500	3,245	1,500	5,790	3,075	750	895	1,165	2,870	750	705	2,000
Number of lanes	2	2	2	2	2	2	2	2	2	2	2	2	2	2	2	2	2	2	2
Free Flow Speed (mph)	70	70	70	70	70	70	70	70	70	70	70	70	70	70	70	70	70	70	70
Segment demand (vph)	3,170	3,174	3,174	3,174	2,957	3,521	3,521	3,521	2,882	3,449	3,449	3,449	3,724	3,724	3,724	2,948	3,527	3,527	3,527
On-Ramp demand (vph)				217				639							776				
Off-Ramp demand (vph)						564				567			275				579		
Ramp-to-Ramp demand (vph)																			
Travel time per vehicle (min)	4.80	0.53	0.11	0.32	0.73	0.31	1.41	0.32	0.76	0.31	1.76	0.93	0.15	0.19	0.25	0.61	0.15	0.23	0.65
VMTD Veh-miles (Demand)	10,900	1,202	255	902	1,691	1,000	2,894	1,000	1,771	980	3,782	2,009	529	631	822	1,602	501	471	1,336
VMTV Veh-miles (Volume)	10,900	1,201	255	901	1,689	999	2,890	999	1,768	978	3,776	2,005	528	630	820	1,599	501	471	1,336
VHT travel (hrs)	253.80	27.89	5.93	16.75	35.98	17.99	82.54	18.70	36.50	17.62	100.83	53.55	9.41	12.00	15.61	30.02	9.03	13.53	38.37
VHD delay (hrs)	98.09	10.74	2.28	3.88	11.85	3.72	41.25	4.43	11.24	3.65	46.88	24.90	1.86	2.99	3.89	7.17	1.87	6.80	19.29
Space mean speed (mph)	43	43	43	54	47	56	35	53	48	56	37	37	56	53	53	53	53	55	35
Segment density (veh/mi/lane)	37	37	37	27	31	27	50	26	30	29	46	46	31	38	27	28	30	51	51
Segment density (pc/mi/lane)	42	42	42	31	36	32	58	30	34	33	53	53	35	43	31	32	34	58	58
Tolled Express Lane	GP	GP	GP	GP	GP	GP	GP	GP	GP	GP	GP	GP	GP	GP	GP	GP	GP	GP	GP
Space mean speed (mph)	43	43	43	54	47	56	35	53	48	56	37	37	56	53	53	53	53	55	35
Travel time per vehicle (min)	4.80	0.53	0.11	0.32	0.73	0.31	1.41	0.32	0.76	0.31	1.76	0.93	0.15	0.19	0.25	0.61	0.15	0.23	0.65
Volume (vph)	-	-	-	-	-	-	-	-	-	-	-	-	-	-	-	-	-	-	-
Level of Service (LOS)																			

6:45 AM	C	C	C	C	C	C	D	C	C	D	E	E	D	D	C	D	D	E	E
7:00 AM	E	E	E	D	E	D	F	D	D	D	F	F	D	D	D	D	D	F	F
7:15 AM	F	F	F	D	E	D	F	D	D	D	F	F	F	F	F	D	D	F	F
7:30 AM	F	F	F	D	E	D	F	D	D	D	F	F	F	F	F	D	D	F	F
7:45 AM	D	E	E	D	D	D	F	D	D	D	F	F	D	D	D	C	D	F	F
8:00 AM	E	E	E	D	D	D	F	D	D	D	F	F	F	F	F	D	E	F	F
8:15 AM	D	D	D	C	D	C	E	C	D	D	E	E	D	D	D	C	D	E	E
8:30 AM	D	D	D	C	C	C	E	C	D	C	E	E	D	D	C	D	D	E	E

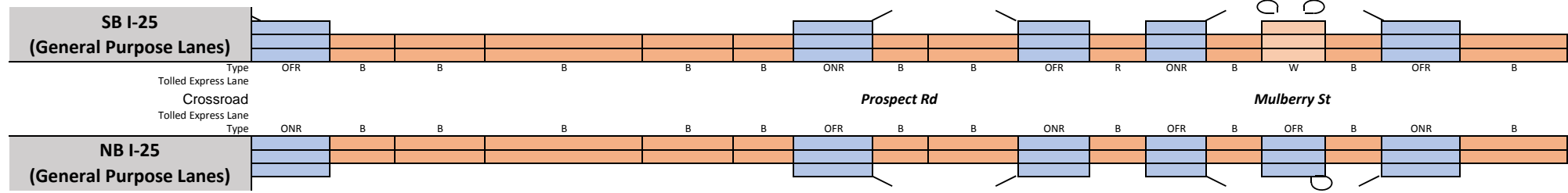


6:45 AM	F	F	F	D	E	D	F	F	F	F	F	F	F	F	F	D	D	D	E	E
7:00 AM	F	F	F	F	F	F	F	F	F	F	F	F	F	F	F	F	D	D	F	F
7:15 AM	F	F	F	F	F	F	F	F	F	F	F	F	F	F	F	F	D	F	F	F
7:30 AM	F	F	F	F	F	F	F	F	F	F	F	F	F	F	F	F	D	F	F	F
7:45 AM	F	F	F	F	F	F	F	F	F	F	F	F	F	F	F	F	D	F	F	F
8:00 AM	F	F	F	F	F	F	F	F	F	F	F	F	F	F	F	F	D	F	F	F
8:15 AM	F	F	F	F	F	F	F	F	F	F	F	F	F	F	F	F	D	F	F	F
8:30 AM	F	F	F	F	F	F	F	F	F	F	F	F	F	F	F	F	D	D	F	D

SEGMENT	72	73	74	75	76	77	78	79	80	81	82	83	84	85	86	87	88	89	90
Segment Length (ft)	18,150	2,000	500	1,500	2,890	1,500	4,225	1,500	4,255	1,500	3,160	1,500	3,095	1,610	1,500	2,930	1,500	1,095	2,000
Number of lanes	2	2	2	2	2	2	2	2	2	2	2	2	2	2	2	2	2	2	2
Free Flow Speed (mph)	70	70	70	70	70	70	70	70	70	70	70	70	70	70	70	70	70	70	70
Segment demand (vph)	3,894	3,894	3,894	3,894	3,690	4,252	4,252	4,252	3,755	4,463	4,463	4,463	4,128	4,128	4,128	3,309	4,011	4,011	4,011
On-Ramp demand (vph)						562				708							702		
Off-Ramp demand (vph)				204				497				335			819				
Ramp-to-Ramp demand (vph)																			
Travel time per vehicle (min)	9.78	1.13	0.27	0.85	1.93	0.58	1.69	0.59	2.38	0.33	1.26	0.30	0.97	0.50	0.31	0.66	0.32	0.34	0.53
VMTD Veh-miles (Demand)	13,386	1,475	369	1,106	2,020	1,208	3,402	1,208	3,026	1,268	2,671	1,268	2,420	1,259	1,173	1,836	1,139	832	1,519
VMTV Veh-miles (Volume)	10,634	1,169	292	876	1,594	986	2,767	981	2,457	1,067	2,248	1,067	2,049	1,066	993	1,532	984	718	1,312
VHT travel (hrs)	504.16	58.01	13.97	43.47	93.80	33.68	97.15	34.22	120.95	20.57	78.76	19.00	56.48	29.38	18.01	30.51	18.43	19.67	30.73
VHD delay (hrs)	352.25	41.30	9.80	30.96	71.03	19.59	57.62	20.20	85.85	5.32	46.64	3.75	27.21	14.15	3.82	8.63	4.37	9.42	11.99
Space mean speed (mph)	21	20	21	20	17	29	28	29	20	52	29	56	36	36	55	50	53	37	43
Segment density (veh/mi/lane)	73	77	74	77	86	59	61	60	75	29	66	31	48	48	29	27	27	47	41
Segment density (pc/mi/lane)	84	88	85	88	99	68	70	69	86	33	76	36	55	55	34	32	31	55	47
Tolled Express Lane	GP	GP	GP	GP	GP	GP	GP	GP	GP	GP	GP	GP	GP	GP	GP	GP	GP	GP	GP
Space mean speed (mph)	21	20	21	20	17	29	28	29	20	52	29	56	36	36	55	50	53	37	43
Travel time per vehicle (min)	9.78	1.13	0.27	0.85	1.93	0.58	1.69	0.59	2.38	0.33	1.26	0.30	0.97	0.50	0.31	0.66	0.32	0.34	0.53
Volume (vph)	-	-	-	-	-	-	-	-	-	-	-	-	-	-	-	-	-	-	-
Level of Service (LOS)																			

SEGMENT	115	116	117	118	119	120	121	122	123	124	125	126	127	128	129	130	131	
Segment Length (ft)	1,500	500	2,000	4,840	2,000	500	1,500	535	2,000	775	715	1,160	700	420	750	1,500	2,700	276,955
Number of lanes	2	2	2	2	2	2	2	2	2	2	2	2	2	3	2	2	2	
Free Flow Speed (mph)	70	70	70	70	70	70	70	70	70	70	70	70	70	70	70	70	70	
Segment demand (vph)	3,168	3,168	3,168	3,168	3,168	3,168	3,168	2,389	2,389	2,582	2,582	2,582	2,051	2,117	1,229	1,836	1,836	
On-Ramp demand (vph)							779					531		888				
Off-Ramp demand (vph)	905									193				66		607		
Ramp-to-Ramp demand (vph)																		
Travel time per vehicle (min)	0.31	0.12	0.48	1.17	0.48	0.12	0.31	0.11	0.41	0.16	0.14	0.23	0.14	0.09	0.14	0.31	0.53	79.56
VMTD Veh-miles (Demand)	900	300	1,200	2,904	1,200	300	900	242	905	379	350	567	272	168	175	522	939	229,245
VMTV Veh-miles (Volume)	900	300	1,200	2,904	1,200	300	900	242	905	379	350	567	272	168	175	522	939	210,928
VHT travel (hrs)	16.43	6.36	25.44	61.56	25.44	6.36	16.49	4.32	16.15	6.73	6.21	9.96	4.68	3.31	2.89	9.41	16.20	5,517.58
VHD delay (hrs)	3.58	2.07	8.29	20.07	8.29	2.07	3.63	0.86	3.23	1.31	1.21	1.85	0.79	0.91	0.40	1.96	2.79	4,086.46
Space mean speed (mph)	55	47	47	47	47	47	55	56	56	56	56	57	58	51	60	55	58	38
Segment density (veh/mi/lane)	25	34	34	34	34	34	25	21	21	20	24	18	18	13	10	15	16	41
Segment density (pc/mi/lane)	27	37	37	37	37	37	28	23	23	22	26	20	19	15	12	18	18	47
Tolled Express Lane	GP	GP	GP	GP	GP	GP	GP	GP	GP	GP	GP	GP	GP	GP	GP	GP	GP	TEL
Space mean speed (mph)	55	47	47	47	47	47	55	56	56	56	56	57	58	51	60	55	58	56
Travel time per vehicle (min)	0.31	0.12	0.48	1.17	0.48	0.12	0.31	0.11	0.41	0.16	0.14	0.23	0.14	0.09	0.14	0.31	0.53	76.52
Volume (vph)	-	-	-	-	-	-	-	-	-	-	-	-	-	-	-	-	-	3.04
Level of Service (LOS)																		

6:45 AM	C	C	C	C	C	C	C	B	B	B	B	B	B	B	A	B	B
7:00 AM	C	D	D	D	D	D	C	C	C	B	B	B	B	B	A	B	B
7:15 AM	C	D	D	D	D	D	C	C	C	B	B	B	B	B	A	B	B
7:30 AM	C	D	D	D	D	D	C	C	C	C	C	B	B	B	A	B	B
7:45 AM	D	F	F	F	F	F	D	C	C	C	C	C	C	B	B	B	C
8:00 AM	D	E	E	E	E	E	D	D	D	C	C	C	C	B	B	C	C
8:15 AM	C	D	D	D	D	D	C	C	C	C	C	C	C	B	B	B	B
8:30 AM	C	D	D	D	D	D	C	C	C	C	C	B	C	B	B	B	C

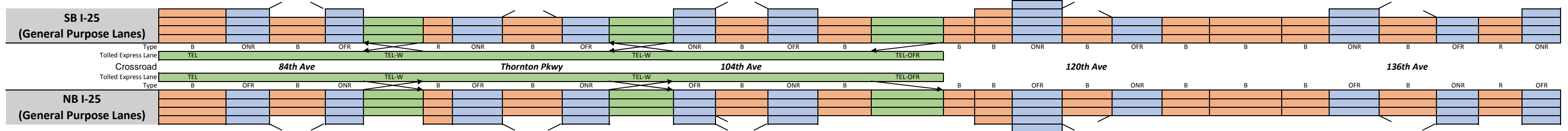


6:45 AM	C	D	D	D	D	D	B	C	C	B	C	C	B	B	A	A	A
7:00 AM	C	E	E	E	E	E	B	C	C	B	C	C	B	B	A	B	B
7:15 AM	C	E	E	E	E	E	B	C	C	B	C	C	B	B	A	A	B
7:30 AM	F	F	F	F	F	F	F	D	D	C	D	C	C	B	B	B	B
7:45 AM	C	E	E	E	E	E	B	D	D	C	D	C	C	B	B	B	B
8:00 AM	C	E	E	E	E	E	B	D	D	C	D	C	C	B	B	B	B
8:15 AM	C	E	E	E	E	E	B	D	D	C	D	C	C	B	B	B	B
8:30 AM	C	E	E	E	E	E	B	D	D	C	D	C	C	B	B	B	B

SEGMENT	115	116	117	118	119	120	121	122	123	124	125	126	127	128	129	130	131	
Segment Length (ft)	1,500	900	2,000	4,840	2,000	740	1,500	525	2,000	1,165	570	750	510	840	550	1,500	2,700	277,130
Number of lanes	2	2	2	2	2	2	2	2	2	2	2	2	2	2	2	2	2	
Free Flow Speed (mph)	70	70	70	70	70	70	70	70	70	70	70	70	70	70	70	70	70	
Segment demand (vph)	3,367	3,367	3,367	3,367	3,367	3,367	3,367	2,630	2,630	2,825	2,825	2,825	2,003	2,003	1,266	1,602	1,602	
On-Ramp demand (vph)	398									195						336		
Off-Ramp demand (vph)							737					822		737				
Ramp-to-Ramp demand (vph)																		
Travel time per vehicle (min)	0.31	0.23	0.52	1.25	0.52	0.19	0.31	0.11	0.42	0.23	0.13	0.15	0.10	0.19	0.10	0.29	0.51	86.16
VMTD Veh-miles (Demand)	957	574	1,275	3,086	1,275	472	957	262	996	623	305	401	193	319	132	455	819	219,174
VMTV Veh-miles (Volume)	892	535	1,190	2,879	1,190	440	892	243	927	583	285	375	181	299	124	432	778	204,979
VHT travel (hrs)	16.20	12.16	27.03	65.42	27.03	10.00	16.15	4.54	17.29	10.21	5.55	6.81	3.14	5.93	2.03	7.43	13.05	5,438.68
VHD delay (hrs)	3.45	4.52	10.04	24.29	10.04	3.71	3.41	1.06	4.04	1.88	1.47	1.45	0.55	1.67	0.27	1.26	1.93	2,429.00
Space mean speed (mph)	55	44	44	44	44	44	55	54	54	57	51	55	58	50	61	58	60	38
Segment density (veh/mi/lane)	24	36	36	36	36	36	16	23	23	18	26	22	16	13	10	10	13	40
Segment density (pc/mi/lane)	27	41	41	41	41	41	18	26	26	21	30	25	19	15	11	11	15	46
Tolled Express Lane	GP	GP	GP	GP	GP	GP	GP	GP	GP	GP	GP	GP	GP	GP	GP	GP	GP	TEL
Space mean speed (mph)	55	44	44	44	44	44	55	54	54	57	51	55	58	50	61	58	60	56
Travel time per vehicle (min)	0.31	0.23	0.52	1.25	0.52	0.19	0.31	0.11	0.42	0.23	0.13	0.15	0.10	0.19	0.10	0.29	0.51	83.63
Volume (vph)	-	-	-	-	-	-	-	-	-	-	-	-	-	-	-	-	-	2.53
Level of Service (LOS)																		

SEGMENT	1	2	3	4	5	6	7	8	9	10	11	12	13	14	15	16	17	18	19	20	21	22	23	24	25	26	27	28	
Segment Length (ft)	2,700	1,500	1,865	1,100	2,530	715	750	1,835	750	2,900	1,045	1,735	1,010	2,190	3,100	95	800	1,500	1,575	1,500	1,400	3,000	1,315	1,500	2,095	750	1,390	750	
Number of lanes	4	4	3	3	4	3	3	3	3	4	3	3	3	3	4	3	4	3	3	3	3	3	3	3	3	3	3	3	
Free Flow Speed (mph)	60	60	60	60	60	60	60	60	60	60	60	60	60	60	60	60	60	60	65	65	65	65	65	65	65	65	65	65	
Segment demand (vph)	4,994	4,994	3,774	4,521	5,443	4,519	4,519	3,669	4,468	5,400	4,549	3,374	4,196	4,196	5,043	5,039	5,039	5,039	3,656	4,725	4,725	4,725	4,725	4,725	3,930	4,578	4,578	4,578	
On-Ramp demand (vph)		1,220			924		850			851	1,175				4			1,383						795				832	
Off-Ramp demand (vph)				747	922				799	932			822		847						1,069							648	
Ramp-to-Ramp demand (vph)																													
Travel time per vehicle (min)	0.68	0.29	0.48	0.24	0.67	0.17	0.17	0.46	0.17	0.67	0.24	0.42	0.22	0.60	0.85	0.03	0.20	0.34	0.36	0.31	0.38	0.82	0.36	0.32	0.49	0.16	0.30	0.16	
VMTD Veh-miles (Demand)	2,554	1,419	1,333	942	2,608	612	642	1,275	635	2,966	900	1,109	803	1,740	2,961	91	763	1,432	1,091	1,342	1,253	2,685	1,177	1,342	1,559	650	1,205	650	
VMTV Veh-miles (Volume)	2,554	1,419	1,333	942	2,608	612	642	1,275	635	2,966	900	1,109	803	1,740	2,961	91	763	1,432	1,091	1,342	1,253	2,685	1,177	1,342	1,559	650	1,205	650	
VHT travel (hrs)	56.93	24.06	30.09	18.27	61.05	12.45	13.05	28.41	12.32	60.39	18.26	23.84	15.55	42.11	71.14	2.48	16.55	28.73	21.76	24.63	30.20	64.72	28.37	25.37	32.19	11.88	22.78	12.29	
VHD delay (hrs)	14.37	0.41	7.87	2.57	17.58	2.25	2.36	7.16	1.74	10.96	3.25	5.36	2.18	13.11	21.79	0.97	3.83	4.87	4.98	3.98	10.93	23.42	10.26	4.72	8.20	1.88	4.24	2.29	
Space mean speed (mph)	45	59	44	52	43	49	49	45	52	49	49	47	52	41	42	37	46	50	50	55	41	41	41	53	48	55	53	53	
Segment density (veh/mi/lane)	28	21	28	29	31	31	31	27	29	27	31	24	27	34	30	46	27	34	24	29	38	38	38	30	27	28	29	29	
Segment density (pc/mi/lane)	33	25	34	34	37	36	36	32	34	32	36	29	32	40	34	53	31	39	28	33	44	44	44	34	31	32	33	33	
Tolled Express Lane	TEL				TEL-W					TEL-W					TEL-OFR	GP	GP	GP	GP	GP	GP	GP	GP	GP	GP	GP	GP	GP	GP
Space mean speed (mph)	45	60	60	57	43	60	60	60	57	49	60	60	60	59	42	37	46	50	50	55	41	41	41	53	48	55	53	53	
Travel time per vehicle (min)	0.68	0.28	0.35	0.22	0.67	0.14	0.14	0.35	0.15	0.67	0.20	0.33	0.19	0.42	0.85	0.03	0.20	0.34	0.36	0.31	0.38	0.82	0.36	0.32	0.49	0.16	0.30	0.16	
Volume (vph)	922	922	922	922	689	932	932	932	932	796	847	847	847	847	-	-	-	-	-	-	-	-	-	-	-	-	-	-	-
Level of Service (LOS)	C	B	B	B	B	B	B	B	B	B	B	B	B	B															

4:30 PM	D	C	E	C	E	D	D	D	D	C	D	D	C	E	D	F	D	C	D	D	E	E	E	C	D	E	E	C
4:45 PM	D	C	E	C	E	D	D	D	D	D	D	D	C	E	D	F	D	C	D	D	E	E	E	C	D	E	E	C
5:00 PM	D	C	D	C	D	D	D	D	D	C	C	D	C	E	D	F	D	C	D	D	E	E	E	C	D	E	E	C
5:15 PM	D	C	E	C	E	D	D	D	D	C	D	D	C	E	D	F	D	C	D	D	E	E	E	C	D	E	E	C
5:30 PM	E	D	D	C	E	D	D	D	D	D	D	D	C	E	D	F	D	C	D	D	E	E	E	C	D	E	E	C
5:45 PM	D	C	D	C	E	D	D	E	D	E	D	D	C	E	E	F	D	C	D	D	F	F	F	C	D	E	E	C
6:00 PM	E	D	D	C	E	D	D	D	D	E	D	D	C	E	E	F	D	C	D	D	F	F	F	C	D	E	E	D
6:15 PM	D	C	D	C	E	D	D	D	D	E	D	D	C	E	E	F	D	C	D	D	F	F	F	C	D	E	E	D

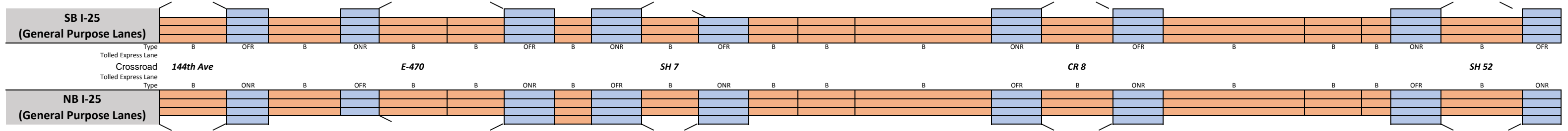


4:30 PM	D	C	E	D	E	D	C	E	C	E	C	D	C	E	E	F	D	B	D	D	E	D	D	C	D	D	D
4:45 PM	D	C	E	D	E	D	C	E	D	E	C	D	C	E	E	F	D	F	D	D	F	D	D	C	D	D	D
5:00 PM	D	C	D	D	E	D	C	D	C	E	C	D	C	E	F	F	D	F	E	D	F	D	D	C	D	D	D
5:15 PM	D	C	E	D	E	D	C	E	D	E	D	C	E	E	F	F	D	F	E	D	F	D	D	E	D	D	D
5:30 PM	E	D	E	D	E	D	C	E	F	F	F	E	C	E	F	F	D	F	E	D	F	D	D	D	D	D	D
5:45 PM	E	D	E	D	E	F	F	F	F	F	F	E	D	F	F	F	D	F	E	D	F	D	D	D	D	D	D
6:00 PM	E	D	E	D	F	F	F	F	F	F	F	E	F	F	F	D	F	E	F	F	F	D	D	D	D	D	D
6:15 PM	E	D	E	D	F	F	F	F	F	F	F	E	E	F	F	D	F	E	D	F	D	D	D	D	D	D	D

SEGMENT	1	2	3	4	5	6	7	8	9	10	11	12	13	14	15	16	17	18	19	20	21	22	23	24	25	26	27	28
Segment Length (ft)	2,700	1,100	1,875	750	2,200	170	1,500	2,180	1,350	2,450	995	1,700	1,500	1,765	3,000	310	715	1,500	1,525	1,500	1,400	3,000	1,380	1,500	2,040	1,015	1,070	745
Number of lanes	4	4	3	3	4	4	3	3	3	4	3	3	3	3	4	3	4	3	3	3	3	4	3	3	3	3	3	3
Free Flow Speed (mph)	60	60	60	60	60	60	60	60	60	60	60	60	60	60	60	60	60	60	65	65	65	65	65	65	65	65	65	65
Segment demand (vph)	5,438	5,438	4,296	5,033	6,168	5,173	5,173	4,372	5,130	6,131	5,364	4,343	4,945	4,945	5,712	5,712	5,712	5,712	4,728	5,413	5,413	5,413	5,413	5,413	4,411	5,122	5,122	5,122
On-Ramp demand (vph)				737	1,135				758	1,001			602		767						685							
Off-Ramp demand (vph)		1,142			995		801			767	1,021							984						1,002				1,021
Ramp-to-Ramp demand (vph)																												
Travel time per vehicle (min)	0.69	0.21	0.50	0.18	0.55	0.06	0.34	0.64	0.33	0.89	0.22	0.44	0.35	0.52	1.45	0.10	0.18	0.33	0.38	0.33	0.41	0.68	0.40	0.31	0.48	0.22	0.23	0.16
VMTD Veh-miles (Demand)	2,781	1,133	1,526	715	2,570	167	1,470	1,805	1,312	2,845	1,011	1,398	1,405	1,653	3,245	335	774	1,623	1,366	1,538	1,435	3,076	1,415	1,538	1,704	985	1,038	723
VMTV Veh-miles (Volume)	2,781	1,133	1,526	715	2,567	166	1,465	1,774	1,290	2,759	977	1,352	1,364	1,605	3,123	323	744	1,562	1,312	1,485	1,386	2,970	1,366	1,485	1,645	955	1,007	701
VHT travel (hrs)	62.86	19.11	35.60	14.74	56.59	4.84	29.45	46.15	28.14	88.20	19.14	31.06	27.77	41.24	132.98	9.27	16.37	30.62	28.62	28.69	35.67	59.61	35.16	27.25	34.25	18.32	19.31	12.92
VHD delay (hrs)	16.52	0.23	10.17	2.83	13.81	2.07	5.05	16.58	6.89	43.19	2.85	8.53	5.04	14.50	80.92	3.89	3.96	4.59	8.44	5.84	14.34	13.92	14.14	4.40	8.94	3.62	3.82	2.13
Space mean speed (mph)	44	59	43	48	45	34	50	38	46	31	51	44	49	39	23	35	45	51	46	52	39	50	39	54	48	52	52	54
Segment density (veh/mi/lane)	31	23	33	35	33	38	35	37	37	47	34	32	33	41	59	53	30	36	33	34	45	26	45	32	30	32	32	31
Segment density (pc/mi/lane)	35	26	38	40																								

SEGMENT	29	30	31	32	33	34	35	36	37	38	39	40	41	42	43	44	45	46	47	48	49	50	51		
Segment Length (ft)	2,720	1,280	3,000	1,280	3,650	2,000	750	685	750	2,535	1,500	520	2,000		7,390	1,500	2,750	1,500		7,610	2,000	295	1,500	3,030	1,500
Number of lanes	3	3	3	3	3	3	3	3	3	3	3	3	3		3	3	3	3		3	3	3	3	3	3
Free Flow Speed (mph)	65	65	65	65	70	70	70	70	70	70	70	70	70		70	70	70	70		70	70	70	70	70	70
Segment demand (vph)	3,746	4,256	4,256	4,256	4,135	4,135	4,472	4,472	4,472	3,516	4,110	4,110	4,110		4,110	4,110	3,714	3,953		3,953	3,953	3,953	3,072	3,342	
On-Ramp demand (vph)				121						956							396						881		
Off-Ramp demand (vph)		510									337														270
Ramp-to-Ramp demand (vph)																									
Travel time per vehicle (min)	0.62	0.26	0.74	0.27	0.83	0.45	0.14	0.17	0.15	0.53	0.29	0.12	0.45		1.67	0.30	0.59	0.29		1.68	0.44	0.07	0.29	0.61	0.29
VMTD Veh-miles (Demand)	1,930	1,032	2,418	1,032	2,858	1,566	635	580	635	1,688	1,168	405	1,557		5,752	1,168	1,934	1,123		5,697	1,497	221	1,123	1,763	949
VMTV Veh-miles (Volume)	1,930	1,032	2,418	1,032	2,858	1,566	635	580	635	1,688	1,168	405	1,557		5,752	1,168	1,934	1,123		5,697	1,497	221	1,123	1,763	949
VHT travel (hrs)	38.85	18.61	52.52	19.35	56.89	31.17	10.72	12.38	11.24	30.89	19.86	8.04	30.93		114.29	20.21	36.33	18.88		110.54	29.05	4.29	19.23	31.01	15.95
VHD delay (hrs)	9.16	2.74	15.31	3.48	16.06	8.80	1.64	4.09	2.17	6.77	3.18	2.26	8.69		32.11	3.53	8.70	2.84		29.15	7.66	1.13	3.19	5.83	2.39
Space mean speed (mph)	50	55	46	53	50	50	59	47	57	55	59	50	50		50	58	53	59		52	52	52	58	57	60
Segment density (veh/mi/lane)	25	26	31	27	27	27	25	32	26	21	23	27	27		27	24	23	22		26	26	26	23	18	19
Segment density (pc/mi/lane)	29	29	35	31	32	32	29	37	30	25	27	31	31		31	27	27	25		29	29	29	26	21	22
Tolled Express Lane	GP	GP	GP	GP	GP	GP	GP	GP	GP	GP	GP	GP	GP		GP	GP	GP	GP		GP	GP	GP	GP	GP	GP
Space mean speed (mph)	50	55	46	53	50	50	59	47	57	55	59	50	50		50	58	53	59		52	52	52	58	57	60
Travel time per vehicle (min)	0.62	0.26	0.74	0.27	0.83	0.45	0.14	0.17	0.15	0.53	0.29	0.12	0.45		1.67	0.30	0.59	0.29		1.68	0.44	0.07	0.29	0.61	0.29
Volume (vph)	-	-	-	-	-	-	-	-	-	-	-	-	-		-	-	-	-		-	-	-	-	-	-
Level of Service (LOS)																									

4:30 PM	D	C	D	C	D	D	C	D	C	C	C	D	D		D		C			C	C	B	C	B
4:45 PM	D	C	D	C	D	D	C	D	C	C	C	D	D		D		C			D	D	B	C	B
5:00 PM	D	C	D	C	D	D	C	D	C	C	C	D	D		D		C			C	C	B	C	B
5:15 PM	D	C	E	C	D	D	C	E	C	C	C	D	D		D		C			D	D	B	C	B
5:30 PM	D	C	E	C	D	D	C	E	C	C	C	D	D		D		C			D	D	B	C	B
5:45 PM	D	C	E	C	D	D	C	E	C	C	C	D	D		D		C			D	D	B	C	B
6:00 PM	D	C	E	C	D	D	C	E	C	C	C	D	D		D		C			D	D	B	C	B
6:15 PM	D	C	E	C	E	E	C	E	C	D	C	E	E		E		C			D	D	B	C	B

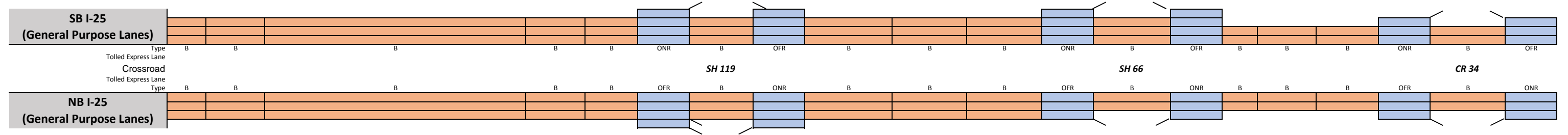


4:30 PM	C	C	C	C	D	D	C	C	B	C	B	D	D		D		C			D	D	C	C	B
4:45 PM	D	C	C	D	D	D	C	C	B	D	C	E	E		E		C			D	D	C	C	B
5:00 PM	D	C	C	D	D	D	C	C	C	D	C	D	D		D		C			D	D	C	C	B
5:15 PM	D	C	C	D	D	D	C	C	C	D	C	E	E		E		C			E	E	C	C	B
5:30 PM	D	C	C	D	D	D	C	C	C	D	C	E	E		E		C			E	E	C	C	B
5:45 PM	D	C	C	D	D	D	C	C	C	D	C	E	E		E		C			F	F	F	D	B
6:00 PM	D	C	C	D	D	D	C	C	C	D	C	E	E		E		C			E	E	E	D	B
6:15 PM	D	C	C	D	D	D	C	C	C	D	C	E	E		E		C			E	E	E	C	B

SEGMENT	29	30	31	32	33	34	35	36	37	38	39	40	41	42	43	44	45	46	47	48	49	50	51		
Segment Length (ft)	2,714	935	2,976	750	2,725	2,000	1,500	645	1,500	2,005	1,500	1,470	2,000		7,240	1,500	2,955	1,500		7,555	2,000	155	1,500	3,580	750
Number of lanes	3	3	4	3	3	3	3	4	3	3	3	3	3		3	3	3	3		3	3	3	3	3	
Free Flow Speed (mph)	65	65	65	65	70	70	70	70	70	70	70	70	70		70	70	70	70		70	70	70	70	70	
Segment demand (vph)	4,101	4,601	4,601	4,601	4,451	4,451	4,928	4,928	4,928	4,093	4,819	4,819	4,819		4,819	4,819	4,313	4,635		4,635	4,635	4,635	4,635	3,750	4,140
On-Ramp demand (vph)		500						477				726													390
Off-Ramp demand (vph)				150																					885
Ramp-to-Ramp demand (vph)																									
Travel time per vehicle (min)	0.62	0.20	0.64	0.15	0.61	0.45	0.30	0.13	0.29	0.43	0.30	0.36	0.49		1.76	0.29	0.65	0.30		1.93	0.51	0.04	0.29	0.77	0.15
VMTD Veh-miles (Demand)	2,108	815	2,593	654	2,297	1,686	1,400	602	1,400	1,554	1,369	1,342	1,825		6,608	1,369	2,414	1,317		6,632	1,756	136	1,317	2,543	588
VMTV Veh-miles (Volume)	2,044	793	2,524	636	2,236	1,641	1,366	587	1,366	1,516	1,341	1,314	1,788		6,471	1,341	2,364	1,291		6,632	1,756	136	1,317	2,543	588
VHT travel (hrs)	41.04	14.89	47.98	11.39	44.16	32.41	24.05	10.64	23.47	28.54	23.56	28.18	38.34		138.79	22.79	45.93	22.56		148.83	39.40	3.05	22.65	48.04	10.10
VHD delay (hrs)	9.59	2.69	9.15	1.60	12.22	8.97	4.53	2.25	3.96	6.88	4.41	9.41	12.80		46.35	3.63	9.41	12.16		54.08	14.32	1.11	3.84	11.71	1.70
Space mean speed (mph)	50	53	53	56	51	51	57	55	58	53	57	47	47		47	59	51	57		45	45	45	58	53	58
Segment density (veh/mi/lane)	27	28	21	27	29	29	28	22	28	25	28	34	34		34	27	27	26		35	35	35	27	24	24
Segment density (pc/mi/lane)	30	32	24	30	32	32	32	25	31	28	31	38	38		38	30	31	30		40	40	40	31	27	27
Tolled Express Lane	GP	GP	GP	GP	GP	GP	GP	GP	GP	GP	GP	GP	GP		GP	GP	GP	GP		GP	GP	GP	GP	GP	GP
Space mean speed (mph)	50	53	53	56	51	51	57	55	58	53	57	47	47		47	59	51	57		45	45	45	58	53	58
Travel time per vehicle (min)	0.62	0.20	0.64	0.15	0.61	0.45	0.30	0.13	0.29	0.43	0.30	0.36	0.49		1.76	0.29	0.65	0.30		1.93	0.51	0.04	0.29	0.77	0.15
Volume (vph)	-	-	-	-	-	-	-	-	-	-	-	-	-		-	-	-	-		-	-	-	-	-	-
Level of Service (LOS)																									

SEGMENT	52	53	54	55	56	57	58	59	60	61	62	63	64	65	66	67	68	69	70	71	
Segment Length (ft)	400	2,000		14,995	2,000	745	750	4,315	1,500	3,500	3,000	3,240	1,500	2,995	1,500	490	2,000	2,280	1,500	2,995	1,500
Number of lanes	3	3		3	3	3	3	3	3	3	3	3	3	3	3	2	2	2	2	2	2
Free Flow Speed (mph)	70	70		70	70	70	70	70	70	70	70	70	70	70	70	70	70	70	70	70	70
Segment demand (vph)	3,342	3,342		3,342	3,342	3,342	3,342	2,296	2,819	2,819	2,819	2,819	2,319	2,813	2,813	2,813	2,813	2,813	2,632	2,767	
On-Ramp demand (vph)							1,046					500							181		
Off-Ramp demand (vph)								523							494						135
Ramp-to-Ramp demand (vph)																					
Travel time per vehicle (min)	0.08	0.41		3.07	0.41	0.15	0.15	0.82	0.29	0.69	0.59	0.63	0.29	0.57	0.29	0.11	0.46	0.52	0.30	0.66	0.30
VMTD Veh-miles (Demand)	253	1,266		9,491	1,266	472	475	1,876	801	1,869	1,602	1,730	801	1,315	799	261	1,066	1,215	799	1,493	786
VMTV Veh-miles (Volume)	253	1,266		9,491	1,266	472	475	1,876	801	1,869	1,602	1,730	801	1,315	799	261	1,066	1,215	799	1,493	786
VHT travel (hrs)	4.56	22.81		171.00	22.81	8.50	8.16	31.44	13.60	32.21	27.61	29.82	13.61	22.06	13.56	5.29	21.59	24.61	14.29	28.87	13.93
VHD delay (hrs)	0.94	4.72		35.41	4.72	1.76	1.38	4.63	2.16	5.52	4.73	5.11	2.17	3.27	2.14	1.56	6.36	7.25	2.87	7.54	2.70
Space mean speed (mph)	56	56		56	56	56	58	60	59	58	58	59	60	59	49	49	49	49	56	52	56
Segment density (veh/mi/lane)	20	20		20	20	20	19	13	16	16	16	16	16	13	16	28	28	28	22	25	23
Segment density (pc/mi/lane)	23	23		23	23	23	22	15	18	19	19	19	18	15	18	33	33	33	25	29	26
Tolled Express Lane	GP	GP		GP	GP	GP	GP	GP	GP	GP	GP	GP	GP	GP	GP	GP	GP	GP	GP	GP	GP
Space mean speed (mph)	56	56		56	56	56	58	60	59	58	58	59	60	59	49	49	49	49	56	52	56
Travel time per vehicle (min)	0.08	0.41		3.07	0.41	0.15	0.15	0.82	0.29	0.69	0.59	0.63	0.29	0.57	0.29	0.11	0.46	0.52	0.30	0.66	0.30
Volume (vph)	-	-		-	-	-	-	-	-	-	-	-	-	-	-	-	-	-	-	-	-
Level of Service (LOS)																					

4:30 PM	C	C	C	C	C	B	B	B	B	B	B	B	B	B	D	D	D	C	C	C
4:45 PM	C	C	C	C	C	B	B	B	C	C	C	B	B	B	D	D	D	C	D	C
5:00 PM	C	C	C	C	C	B	B	B	C	C	C	B	B	B	D	D	D	C	D	C
5:15 PM	C	C	C	C	C	B	B	B	C	C	C	B	B	B	E	E	E	C	D	C
5:30 PM	C	C	C	C	C	B	B	B	C	C	C	B	B	B	D	D	D	C	D	C
5:45 PM	C	C	C	C	C	B	B	B	C	C	C	B	B	B	D	D	D	C	D	C
6:00 PM	C	C	C	C	C	B	B	B	C	C	C	B	B	B	D	D	D	C	C	C
6:15 PM	C	C	C	C	C	B	B	B	C	C	C	B	B	B	D	D	D	C	C	C

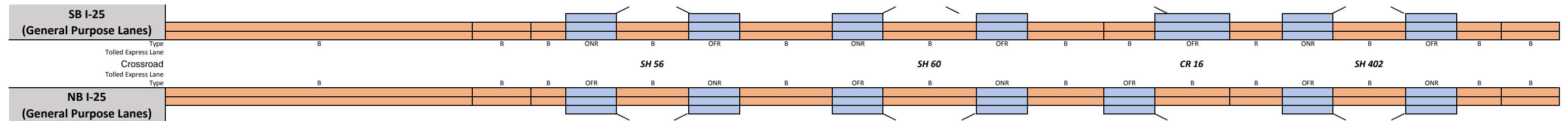


4:30 PM	C	C	C	C	C	B	B	B	C	C	C	B	D	C	E	E	E	D	D	C
4:45 PM	D	D	D	D	D	B	C	B	C	C	C	C	E	C	F	F	F	D	E	D
5:00 PM	D	D	D	D	D	B	C	C	C	C	C	C	E	D	F	F	F	D	E	D
5:15 PM	D	D	D	D	D	B	C	C	D	D	D	C	E	D	F	F	F	D	E	D
5:30 PM	D	D	D	D	D	B	C	C	D	D	D	C	E	C	F	F	F	D	E	D
5:45 PM	E	E	E	E	E	B	C	C	D	D	D	C	F	D	F	F	F	E	F	D
6:00 PM	D	D	D	D	D	B	C	C	D	D	D	C	F	D	F	F	F	E	F	D
6:15 PM	D	D	D	D	D	B	C	C	D	D	D	C	E	D	F	F	F	D	E	D

SEGMENT	52	53	54	55	56	57	58	59	60	61	62	63	64	65	66	67	68	69	70	71	
Segment Length (ft)	735	2,000		15,000	2,000	1,635	1,500	2,325	1,500	3,850	3,000	3,040	1,500	3,185	1,500	500	2,000	2,245	1,500	3,035	1,500
Number of lanes	3	3		3	3	3	3	3	3	3	3	3	3	2	2	2	2	2	2	2	2
Free Flow Speed (mph)	70	70		70	70	70	70	70	70	70	70	70	70	70	70	70	70	70	70	70	70
Segment demand (vph)	4,140	4,140		4,140	4,140	4,140	4,140	3,016	3,790	3,790	3,790	3,790	3,790	3,144	3,534	3,534	3,534	3,534	3,534	3,222	3,331
On-Ramp demand (vph)								774							390						109
Off-Ramp demand (vph)							1,124					646									312
Ramp-to-Ramp demand (vph)																					
Travel time per vehicle (min)	0.17	0.46		3.42	0.46	0.37	0.30	0.46	0.30	0.83	0.64	0.65	0.25	0.83	0.32	0.16	0.65	0.73	0.30	0.82	0.32
VMTD Veh-miles (Demand)	576	1,568		11,761	1,568	1,282	1,176	1,328	1,077	2,764	2,153	2,182	1,077	1,897	1,004	335	1,339	1,503	1,004	1,852	946
VMTV Veh-miles (Volume)	576	1,568		11,761	1,568	1,282	1,176	1,328	1,077	2,764	2,153	2,182	1,077	1,897	1,004	335	1,339	1,503	1,004	1,852	946
VHT travel (hrs)	11.56	31.45		235.86	31.45	25.71	20.37	23.24	18.64	52.28	40.74	41.28	15.56	43.25	18.61	9.60	38.42	43.12	17.91	43.80	17.57
VHD delay (hrs)	3.32	9.05		67.84	9.05	7.39	3.56	4.27	3.26	12.80	9.97	10.11	0.18	16.15	4.27	4.82	19.29	21.66	3.56	17.34	4.05
Space mean speed (mph)	50	50		50	50	50	58	57	58	53	53	53	69	44	54	35	35	35	56	42	54
Segment density (veh/mi/lane)	28	28		28	28	28	24	18	22	24	24	24	18	36	25	51	51	51	29	38	27
Segment density (pc/mi/lane)	32	32		32	32	32	27	20	25	27	27	21	41	29	58	58	58	34	44	31	
Tolled Express Lane	GP	GP		GP	GP	GP	GP	GP	GP	GP	GP	GP	GP	GP	GP	GP	GP	GP	GP	GP	GP
Space mean speed (mph)	50	50		50	50	50	58	57	58	53	53	53	69	44	54	35	35	35	56	42	54
Travel time per vehicle (min)	0.17	0.46		3.42	0.46	0.37	0.30	0.46	0.30	0.83	0.64	0.65	0.25	0.83	0.32	0.16	0.65	0.73	0.30	0.82	0.32
Volume (vph)	-	-		-	-	-	-	-	-	-	-	-	-	-	-	-	-	-	-	-	-
Level of Service (LOS)																					

SEGMENT	72	73	74	75	76	77	78	79	80	81	82	83	84	85	86	87	88	89	90
Segment Length (ft)	18,155	2,000	425	1,500	3,020	1,500	4,340	1,500	3,245	1,500	5,790	3,075	750	895	1,165	2,870	750	705	2,000
Number of lanes	2	2	2	2	2	2	2	2	2	2	2	2	2	2	2	2	2	2	2
Free Flow Speed (mph)	70	70	70	70	70	70	70	70	70	70	70	70	70	70	70	70	70	70	70
Segment demand (vph)	2,767	2,771	2,771	2,771	2,574	3,192	3,192	3,192	2,982	3,353	3,353	3,353	4,001	4,001	4,001	3,342	4,033	4,033	4,033
On-Ramp demand (vph)				197				210							659				
Off-Ramp demand (vph)						618				371			648				691		
Ramp-to-Ramp demand (vph)																			
Travel time per vehicle (min)	4.12	0.44	0.09	0.31	0.64	0.31	1.06	0.31	0.74	0.30	1.50	0.79	0.15	0.19	0.25	0.60	0.15	0.28	0.80
VMTD Veh-miles (Demand)	9,514	1,050	223	787	1,472	907	2,624	907	1,833	953	3,677	1,953	568	678	883	1,817	573	538	1,528
VMTV Veh-miles (Volume)	9,514	995	211	746	1,389	854	2,472	854	1,719	893	3,448	1,831	533	636	828	1,681	534	502	1,423
VHT travel (hrs)	190.05	19.19	4.08	13.48	25.76	15.40	53.16	15.37	34.63	15.95	78.43	41.65	9.61	12.15	15.81	30.96	9.64	17.56	49.81
VHD delay (hrs)	54.13	4.98	1.06	2.83	5.91	3.19	17.86	3.17	10.08	3.19	29.17	15.49	2.00	3.06	3.99	6.95	2.02	10.39	29.49
Space mean speed (mph)	50	52	52	55	54	55	46	56	50	56	44	44	55	52	52	54	55	29	29
Segment density (veh/mi/lane)	28	25	25	23	23	23	32	23	28	26	36	36	31	36	27	28	31	66	66
Segment density (pc/mi/lane)	32	29	29	26	26	27	37	26	32	30	41	41	35	42	31	33	36	76	76
Tolled Express Lane	GP	GP	GP	GP	GP	GP	GP	GP	GP	GP	GP	GP	GP	GP	GP	GP	GP	GP	GP
Space mean speed (mph)	50	52	52	55	54	55	46	56	50	56	44	44	55	52	52	54	55	29	29
Travel time per vehicle (min)	4.12	0.44	0.09	0.31	0.64	0.31	1.06	0.31	0.74	0.30	1.50	0.79	0.15	0.19	0.25	0.60	0.15	0.28	0.80
Volume (vph)	-	-	-	-	-	-	-	-	-	-	-	-	-	-	-	-	-	-	-
Level of Service (LOS)																			

4:30 PM	D	C	C	C	C	C	E	C	D	D	E	E	D	D	D	E	F	F	F
4:45 PM	D	D	D	C	D	C	E	C	D	D	E	E	F	F	F	C	D	F	F
5:00 PM	D	D	D	C	D	C	E	C	D	D	E	E	F	F	F	D	F	F	F
5:15 PM	D	D	D	C	D	C	E	C	D	D	E	E	F	F	F	D	F	F	F
5:30 PM	D	D	D	C	C	C	D	C	D	D	E	E	F	F	F	D	F	F	F
5:45 PM	D	D	D	C	C	C	E	C	D	D	E	E	F	F	F	E	F	F	F
6:00 PM	D	D	D	C	C	C	E	C	D	D	E	E	F	F	F	F	F	F	F
6:15 PM	C	C	C	C	C	C	E	C	D	D	E	E	F	F	F	D	F	F	F

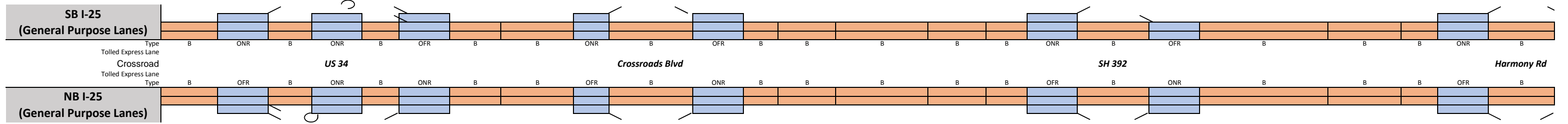


4:30 PM	D	D	D	D	C	D	C	D	C	D	E	D	D	D	C	D	C	E	E
4:45 PM	E	E	E	D	D	D	F	D	D	E	F	D	E	E	D	D	D	E	E
5:00 PM	F	F	F	D	E	D	F	D	E	D	F	D	E	E	D	D	D	E	E
5:15 PM	E	E	E	D	E	D	F	D	E	D	F	D	E	E	D	D	D	F	F
5:30 PM	E	E	E	D	E	D	F	D	E	D	F	D	E	E	D	D	D	E	E
5:45 PM	F	F	F	E	E	D	F	D	F	D	F	E	F	F	D	E	D	F	F
6:00 PM	F	F	F	D	E	D	F	D	E	D	F	D	E	E	D	D	D	F	F
6:15 PM	F	F	F	D	E	D	F	D	E	D	F	D	D	D	C	D	C	E	E

SEGMENT	72	73	74	75	76	77	78	79	80	81	82	83	84	85	86	87	88	89	90
Segment Length (ft)	18,150	2,000	500	1,500	2,890	1,500	4,225	1,500	4,255	1,500	3,160	1,500	3,095	1,610	1,500	2,930	1,500	1,095	2,000
Number of lanes	2	2	2	2	2	2	2	2	2	2	2	2	2	2	2	2	2	2	2
Free Flow Speed (mph)	70	70	70	70	70	70	70	70	70	70	70	70	70	70	70	70	70	70	70
Segment demand (vph)	3,331	3,331	3,331	3,331	3,055	3,413	3,413	3,413	3,234	3,518	3,518	3,518	3,138	3,138	3,138	2,777	3,331	3,331	3,331
On-Ramp demand (vph)						358				284							554		
Off-Ramp demand (vph)				276				179				380			361				
Ramp-to-Ramp demand (vph)																			
Travel time per vehicle (min)	5.18	0.57	0.14	0.30	0.72	0.32	1.27	0.30	1.15	0.32	1.02	0.30	0.80	0.42	0.30	0.67	0.32	0.31	0.57
VMTD Veh-miles (Demand)	11,450	1,262	315	946	1,672	970	2,731	970	2,606	999	2,105	999	1,839	957	891	1,541	946	691	1,262
VMTV Veh-miles (Volume)	11,450	1,262	315	946	1,672	970	2,731	970	2,606	999	2,105	999	1,839	957	891	1,541	946	691	1,262
VHT travel (hrs)	287.38	31.67	7.92	16.86	36.74	18.14	72.04	17.21	61.94	18.75	59.77	17.87	41.84	21.77	15.93	30.96	17.52	17.39	31.75
VHD delay (hrs)	123.80	13.64	3.41	3.34	12.86	4.29	33.02	3.35	24.70	4.47	29.69	3.60	15.56	8.10	3.20	8.95	4.00	7.52	13.73
Space mean speed (mph)	40	40	40	56	46	53	38	56	42	53	35	56	44	44	56	50	54	40	40
Segment density (veh/mi/lane)	42	42	42	29	34	27	45	29	38	27	50	29	36	36	26	28	26	42	42
Segment density (pc/mi/lane)	48	48	48	34	39	31	52	33	44	31	57	34	41	41	30	32	30	48	48
Tolled Express Lane	GP	GP	GP	GP	GP	GP	GP	GP	GP	GP	GP	GP	GP	GP	GP	GP	GP	GP	GP
Space mean speed (mph)	40	40	40	56	46	53	38	56	42	53	35	56	44	44	56	50	54	40	40
Travel time per vehicle (min)	5.18	0.57	0.14	0.30	0.72	0.32	1.27	0.30	1.15	0.32	1.02	0.30	0.80	0.42	0.30	0.67	0.32	0.31	0.57
Volume (vph)	-	-	-	-	-	-	-	-	-	-	-	-	-	-	-	-	-	-	-
Level of Service (LOS)																			

SEGMENT	91	92	93	94	95	96	97	98	99	100	101	102	103	104	105	106	107	108	109	110	111	112	113	114
Segment Length (ft)	2,640	1,500	405	755	1,250	1,500	1,435	3,000	1,500	3,480	1,500	700	2,000	4,255	2,000	460	1,500	3,240	1,500	6,730	3,000	455	1,500	3,025
Number of lanes	2	2	2	2	2	2	2	2	2	2	2	2	2	2	2	2	2	2	2	2	2	2	2	2
Free Flow Speed (mph)	70	70	70	70	70	70	70	70	70	70	70	70	70	70	70	70	70	70	70	70	70	70	70	70
Segment demand (vph)	4,033	4,033	3,361	3,361	3,009	3,948	3,948	3,948	3,948	3,147	4,012	4,012	4,012	4,012	4,020	4,020	4,020	3,472	4,295	4,295	4,295	4,295	4,295	2,953
On-Ramp demand (vph)		672		352						801							548						1,342	
Off-Ramp demand (vph)						939						865							823					
Ramp-to-Ramp demand (vph)																								
Travel time per vehicle (min)	1.05	0.33	0.21	0.36	0.72	0.42	0.47	0.98	0.41	1.02	0.31	0.28	0.80	1.69	0.61	0.14	0.32	0.76	0.31	2.37	1.06	0.16	0.32	1.11
VMTD Veh-miles (Demand)	2,017	1,146	258	481	712	1,122	1,073	2,243	1,122	2,074	1,140	532	1,520	3,233	1,523	350	1,142	2,131	1,220	5,474	2,440	370	1,220	1,692
VMTV Veh-miles (Volume)	1,878	1,067	237	442	652	1,037	994	2,084	1,048	1,909	1,067	498	1,423	3,027	1,380	317	1,035	1,900	1,088	4,882	2,176	330	1,088	1,646
VHT travel (hrs)	65.75	20.46	10.74	18.69	33.04	25.61	28.92	60.01	24.96	49.15	19.41	17.45	49.85	106.05	36.87	8.48	19.37	39.44	19.73	151.29	67.44	10.23	20.71	53.38
VHD delay (hrs)	38.92	5.21	7.36	12.38	23.73	10.79	14.72	30.24	9.99	21.87	4.17	10.33	29.52	62.80	17.15	3.94	4.59	12.30	4.19	81.55	36.35	5.51	307.92	29.87
Space mean speed (mph)	29	52	22	24	20	40	34	35	42	39	55	29	29	29	37	37	53	48	55	32	32	32	53	31
Segment density (veh/mi/lane)	66	28	70	65	70	43	53	53	42	37	30	66	66	66	49	49	27	32	35	59	59	59	27	47
Segment density (pc/mi/lane)	76	32	81	75	80	49	61	61	49	43	35	76	76	76	55	55	30	36	39	67	67	67	31	52
Tolled Express Lane	GP	GP	GP	GP	GP	GP	GP	GP	GP	GP	GP	GP	GP	GP	GP	GP	GP	GP	GP	GP	GP	GP	GP	GP
Space mean speed (mph)	29	52	22	24	20	40	34	35	42	39	55	29	29	29	37	37	53	48	55	32	32	32	53	31
Travel time per vehicle (min)	1.05	0.33	0.21	0.36	0.72	0.42	0.47	0.98	0.41	1.02	0.31	0.28	0.80	1.69	0.61	0.14	0.32	0.76	0.31	2.37	1.06	0.16	0.32	1.11
Volume (vph)	-	-	-	-	-	-	-	-	-	-	-	-	-	-	-	-	-	-	-	-	-	-	-	-
Level of Service (LOS)																								

4:30 PM	F	F	F	D	D	C	F	F	D	D	D	F	F	F	F	F	D	E	F	F	F	F	D
4:45 PM	F	D	D	C	D	C	F	F	D	D	D	F	F	F	F	F	F	E	F	F	F	F	D
5:00 PM	F	F	F	F	D	C	F	F	D	D	F	F	F	F	F	F	F	E	F	F	F	F	D
5:15 PM	F	F	F	F	F	F	F	F	F	E	F	F	F	F	F	F	F	D	F	F	F	F	E
5:30 PM	F	F	F	F	F	F	F	F	F	E	F	F	F	F	F	F	F	E	F	F	F	F	F
5:45 PM	F	F	F	F	F	F	F	F	F	F	F	F	F	F	F	F	F	E	F	F	F	F	F
6:00 PM	F	F	F	F	F	F	F	F	F	F	F	F	F	F	F	F	F	E	F	F	F	F	F
6:15 PM	F	F	F	F	F	F	F	F	F	F	F	F	F	F	F	F	F	E	F	F	F	F	F

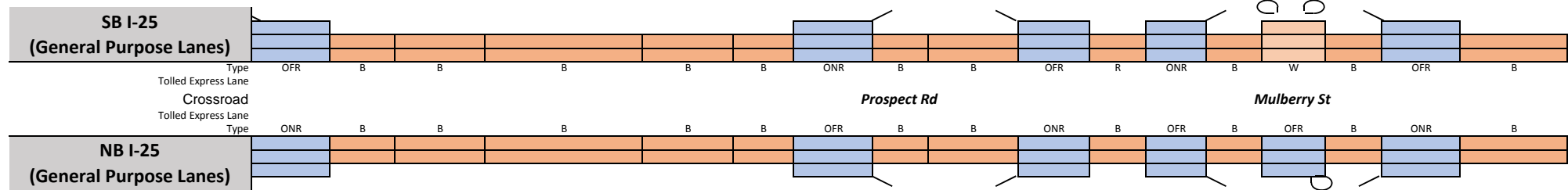


4:30 PM	E	C	C	B	D	C	E	E	D	C	C	F	F	F	F	D	D	D	F	F	F	D	C
4:45 PM	E	C	C	C	D	D	F	F	D	D	D	F	F	F	F	D	D	D	F	F	F	D	C
5:00 PM	E	C	C	C	D	D	F	F	D	D	D	F	F	F	F	D	D	D	F	F	F	D	C
5:15 PM	F	C	C	C	D	D	F	F	D	D	D	F	F	F	F	D	D	D	F	F	F	D	C
5:30 PM	E	C	C	C	D	D	F	F	D	D	D	F	F	F	F	D	D	E	F	F	F	D	C
5:45 PM	F	C	D	C	E	D	F	F	E	F	F	F	F	F	F	F	F	E	F	F	F	F	D
6:00 PM	F	C	D	C	D	D	F	F	D	F	F	F	F	F	F	F	F	E	F	F	F	F	C
6:15 PM	E	C	C	B	D	D	F	F	D	E	D	F	F	F	F	F	E	E	D	F	F	F	C

SEGMENT	91	92	93	94	95	96	97	98	99	100	101	102	103	104	105	106	107	108	109	110	111	112	113	114
Segment Length (ft)	1,925	1,500	1,050	1,500	600	1,500	1,545	3,000	540	3,680	1,500	500	2,000	4,255	2,000	900	1,500	2,900	1,500	6,630	3,000	600	1,500	2,565
Number of lanes	2	2	2	2	2	2	2	2	2	2	2	2	2	2	2	2	2	2	2	2	2	2	2	2
Free Flow Speed (mph)	70	70	70	70	70	70	70	70	70	70	70	70	70	70	70	70	70	70	70	70	70	70	70	70
Segment demand (vph)	3,331	3,331	2,452	2,821	2,821	3,572	3,572	3,572	3,572	2,841	3,649	3,649	3,649	3,649	3,649	3,649	3,649	2,996	3,485	3,485	3,485	3,485	3,485	2,296
On-Ramp demand (vph)				369		751							808											
Off-Ramp demand (vph)		879																						1,189
Ramp-to-Ramp demand (vph)																								
Travel time per vehicle (min)	0.55	0.31	0.22	0.31	0.14	0.32	0.52	1.02	0.11	0.91	0.32	0.17	0.69	1.48	0.69	0.31	0.31	0.70	0.32	2.04	0.92	0.18	0.31	0.53
VMTD Veh-miles (Demand)	1,214	946	488	801	321	1,015	1,045	2,030	365	1,980	1,037	346	1,382	2,941	1,382	622	1,037	1,646	990	4,376	1,980	396	990	1,115
VMTV Veh-miles (Volume)	1,214	946	488	801	321	1,015	1,045	2,030	365	1,951	1,025	342	1,366	2,907	1,366	615	1,025	1,626	980	4,332	1,960	392	980	1,104
VHT travel (hrs)	30.56	17.26	9.09	14.40	6.52	19.06	31.19	60.56	6.62	42.59	19.14	10.44	41.75	88.81	41.75	18.79	18.52	34.49	18.16	117.19	53.03	10.61	18.09	20.02
VHD delay (hrs)	13.21	3.74	2.13	2.95	1.94	4.56	16.26	31.57	1.40	14.72	4.50	5.56	22.23	47.29	22.23	10.00	3.88	11.26	4.16	55.30	25.02	5.00	4.09	4.26
Space mean speed (mph)	40	55	54	56	49	53	34	34	55	46	54	33	33	33	33	33	55	47	54	37	37	37	54	55
Segment density (veh/mi/lane)	42	22	23	19	29	26	53	53	29	31	25	55	55	55	55	55	29	31	25	47	47	47	27	21
Segment density (pc/mi/lane)	48	25	26	22	33	30	61	61	34	35	29	63	63	63	63	63	34	36	29	54	54	54	32	24
Tolled Express Lane	GP	GP	GP	GP	GP	GP	GP	GP	GP	GP	GP	GP	GP	GP	GP	GP	GP	GP	GP	GP	GP	GP	GP	GP
Space mean speed (mph)	40	55	54	56	49	53	34	34	55	46	54	33	33	33	33	33	55	47	54	37	37	37	54	55
Travel time per vehicle (min)	0.55	0.31	0.22	0.31	0.14	0.32	0.52	1.02	0.11	0.91	0.32	0.17	0.69	1.48	0.69	0.31	0.31	0.70	0.32	2.04	0.92	0.18	0.31	0.53
Volume (vph)	-	-	-	-	-	-	-	-	-	-	-	-	-	-	-	-	-	-	-	-	-	-	-	-
Level of Service (LOS)																								

SEGMENT	115	116	117	118	119	120	121	122	123	124	125	126	127	128	129	130	131		
Segment Length (ft)	1,500	500	2,000	4,840	2,000	500	1,500	535	2,000	775	715	1,160	700	420	750	1,500	2,700	276,955	
Number of lanes	2	2	2	2	2	2	2	2	2	2	2	2	2	3	2	2	2		
Free Flow Speed (mph)	70	70	70	70	70	70	70	70	70	70	70	70	70	70	70	70	70		
Segment demand (vph)	3,641	3,641	3,641	3,641	3,641	3,641	3,641	2,615	2,615	2,804	2,804	2,804	2,276	2,325	1,642	1,819	1,819		
On-Ramp demand (vph)							1,026					528		683					
Off-Ramp demand (vph)	688									189				49		177			
Ramp-to-Ramp demand (vph)																			
Travel time per vehicle (min)	0.33	0.14	0.55	1.45	0.60	0.15	0.32	0.11	0.42	0.16	0.14	0.23	0.14	0.09	0.14	0.30	0.53	67.67	
VMTD Veh-miles (Demand)	1,034	345	1,379	3,338	1,379	345	1,034	265	991	412	380	616	302	185	233	517	930	188,507	
VMTV Veh-miles (Volume)	1,029	344	1,379	3,338	1,379	345	1,034	265	991	412	380	616	302	185	233	517	930	184,051	
VHT travel (hrs)	19.85	8.46	33.52	87.98	36.36	9.09	19.64	4.89	18.28	7.31	6.74	10.89	5.30	3.52	3.94	9.17	15.94	3,991.99	
VHD delay (hrs)	5.14	3.54	13.83	40.30	16.65	4.16	4.87	1.10	4.13	1.43	1.32	2.09	0.99	0.88	0.61	1.79	2.65	1,585.15	
Space mean speed (mph)	52	41	41	38	38	38	53	54	54	56	56	57	57	53	59	56	58	46	
Segment density (veh/mi/lane)	32	45	44	48	48	48	29	24	24	22	21	20	20	14	14	15	16	30	
Segment density (pc/mi/lane)	36	50	50	54	54	54	32	27	27	24	23	22	22	16	16	17	18	34	
Tolled Express Lane	GP	GP	GP	GP	GP	GP	GP	GP	GP	GP	GP	GP	GP	GP	GP	GP	GP	GP	TEL
Space mean speed (mph)	52	41	41	38	38	38	53	54	54	56	56	57	57	53	59	56	58	57	
Travel time per vehicle (min)	0.33	0.14	0.55	1.45	0.60	0.15	0.32	0.11	0.42	0.16	0.14	0.23	0.14	0.09	0.14	0.30	0.53	65.24	
Volume (vph)	-	-	-	-	-	-	-	-	-	-	-	-	-	-	-	-	-	-	2.43
Level of Service (LOS)																			

4:30 PM	D	E	E	E	E	E	D	C	C	B	B	B	B	B	B	B	B	B
4:45 PM	D	F	F	F	F	F	D	C	C	C	C	C	C	B	B	B	B	B
5:00 PM	D	F	F	F	F	F	D	C	C	C	C	C	C	B	B	B	B	B
5:15 PM	D	F	F	F	F	F	D	D	D	C	C	C	C	B	B	B	B	C
5:30 PM	D	F	F	F	F	F	D	D	D	C	C	C	C	B	B	B	B	B
5:45 PM	F	E	E	F	F	F	D	D	D	C	C	C	C	B	B	B	B	B
6:00 PM	F	F	F	F	F	F	F	D	D	C	C	C	C	B	B	B	B	B
6:15 PM	F	F	F	F	F	F	F	F	F	C	C	C	C	B	B	B	B	C

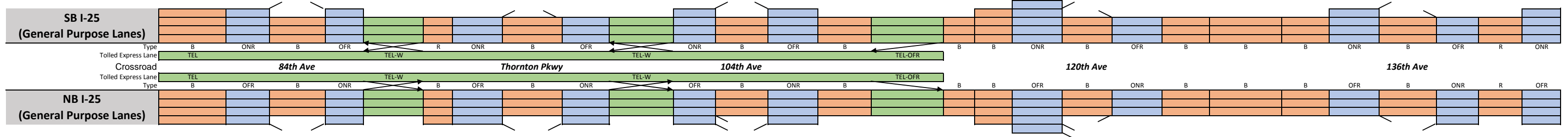


4:30 PM	C	E	E	E	E	E	B	C	C	C	D	C	C	B	B	B	B	C
4:45 PM	C	E	E	E	E	E	B	C	C	C	E	D	D	C	C	B	B	C
5:00 PM	C	F	F	F	F	F	B	C	C	C	E	D	C	B	B	B	B	C
5:15 PM	C	E	E	E	E	E	B	C	C	C	D	C	C	B	B	B	B	C
5:30 PM	C	E	E	E	E	E	B	C	C	C	D	C	C	B	B	B	B	B
5:45 PM	D	F	F	F	F	F	C	D	D	C	E	D	D	C	C	B	B	C
6:00 PM	D	F	F	F	F	F	C	C	C	C	E	D	D	C	C	B	B	C
6:15 PM	C	E	E	E	E	E	B	C	C	C	D	C	C	B	B	B	B	C

SEGMENT	115	116	117	118	119	120	121	122	123	124	125	126	127	128	129	130	131		
Segment Length (ft)	1,500	900	2,000	4,840	2,000	740	1,500	525	2,000	1,165	570	750	510	840	550	1,500	2,700	277,130	
Number of lanes	2	2	2	2	2	2	2	2	2	2	2	2	2	2	2	2	2	2	
Free Flow Speed (mph)	70	70	70	70	70	70	70	70	70	70	70	70	70	70	70	70	70		
Segment demand (vph)	3,269	3,269	3,269	3,269	3,269	3,269	3,269	2,305	2,305	2,931	2,931	2,931	2,315	2,315	1,759	1,974	1,974		
On-Ramp demand (vph)	973									626							215		
Off-Ramp demand (vph)								964				616		556					
Ramp-to-Ramp demand (vph)																			
Travel time per vehicle (min)	0.31	0.24	0.54	1.32	0.54	0.20	0.31	0.11	0.41	0.23	0.14	0.15	0.11	0.19	0.11	0.29	0.53	69.82	
VMTD Veh-miles (Demand)	929	557	1,238	2,997	1,238	458	929	229	873	647	316	416	224	368	183	561	1,009	204,069	
VMTV Veh-miles (Volume)	922	553	1,229	2,974	1,229	455	922	227	866	643	315	414	222	366	182	558	1,004	201,950	
VHT travel (hrs)	16.86	13.25	29.43	71.23	29.43	10.89	16.86	4.13	15.73	11.39	6.60	7.47	4.05	7.23	3.11	9.64	17.48	4,491.95	
VHD delay (hrs)	3.69	5.34	11.88	28.74	11.88	4.39	3.70	0.88	3.36	2.21	2.11	1.56	0.87	2.00	0.50	1.67	3.14	1,521.03	
Space mean speed (mph)	55	42	42	42	42	42	55	55	55	56	48	55	55	51	59	58	57	45	
Segment density (veh/mi/lane)	24	39	39	39	39	39	17	21	21	20	31	24	21	17	15	13	17	33	
Segment density (pc/mi/lane)	28	45	45	45	45	45	19	24	24	23	35	28	24	19	17	15	20	38	
Tolled Express Lane	GP	GP	GP	GP	GP	GP	GP	GP	GP	GP	GP	GP	GP	GP	GP	GP	GP	GP	TEL
Space mean speed (mph)	55	42	42	42	42	42	55	55	55	56	48	55	55	51	59	58	57	54	
Travel time per vehicle (min)	0.31	0.24	0.54	1.32	0.54	0.20	0.31	0.11	0.41	0.23	0.14	0.15	0.11	0.19	0.11	0.29	0.53	67.14	
Volume (vph)	-	-	-	-	-	-	-	-	-	-	-	-	-	-	-	-	-	-	2.68
Level of Service (LOS)																			

SEGMENT	1	2	3	4	5	6	7	8	9	10	11	12	13	14	15	16	17	18	19	20	21	22	23	24	25	26	27	28	
Segment Length (ft)	2,700	1,500	1,865	1,100	2,530	715	750	1,835	750	2,900	1,045	1,735	1,010	2,190	3,100	95	800	1,500	1,575	1,500	1,400	3,000	1,315	1,500	2,095	750	1,390	750	
Number of lanes	4	4	3	3	4	3	3	3	3	4	3	3	3	3	4	3	4	3	3	3	3	3	3	3	3	3	3	3	
Free Flow Speed (mph)	60	60	60	60	60	60	60	60	60	60	60	60	60	60	60	60	60	60	65	65	65	65	65	65	65	65	65	65	
Segment demand (vph)	5,504	5,504	4,162	4,941	6,349	4,943	4,943	4,048	4,808	6,226	4,946	3,693	4,417	4,417	5,691	5,687	5,687	5,687	4,322	5,298	5,298	5,298	5,298	5,298	4,317	5,002	5,002	5,002	
On-Ramp demand (vph)		1,342			1,406		895			1,280	1,253				4			1,365						981				929	
Off-Ramp demand (vph)				779	1,408				760	1,418			724		1,274						976							685	
Ramp-to-Ramp demand (vph)																													
Travel time per vehicle (min)	0.73	0.29	0.52	0.24	0.71	0.17	0.17	0.49	0.17	0.77	0.24	0.44	0.22	0.62	0.91	0.03	0.20	0.35	0.39	0.31	0.47	1.01	0.44	0.33	0.52	0.16	0.30	0.16	
VMTD Veh-miles (Demand)	2,815	1,564	1,470	1,029	3,042	669	702	1,407	683	3,420	979	1,214	845	1,832	3,341	102	862	1,616	1,289	1,505	1,405	3,010	1,319	1,505	1,713	711	1,317	711	
VMTV Veh-miles (Volume)	2,767	1,537	1,437	1,006	2,976	651	682	1,359	660	3,310	940	1,148	800	1,735	3,173	97	818	1,534	1,289	1,505	1,405	3,010	1,319	1,505	1,713	711	1,317	711	
VHT travel (hrs)	66.01	26.16	34.94	19.58	73.22	13.36	14.01	32.10	12.83	76.92	19.21	25.44	15.47	43.02	82.09	2.99	18.32	31.15	28.38	27.66	41.45	88.83	38.94	29.18	37.65	13.02	25.31	13.66	
VHD delay (hrs)	19.90	0.54	10.99	2.82	23.62	2.52	2.64	9.45	1.82	21.74	3.55	6.30	2.13	14.10	29.21	1.37	4.68	308.21	8.54	4.51	19.84	42.52	18.64	6.02	11.29	2.09	5.05	2.73	
Space mean speed (mph)	42	59	41	51	41	49	49	42	51	43	49	45	52	40	39	32	45	49	45	54	34	34	34	34	52	45	55	52	52
Segment density (veh/mi/lane)	32	23	33	31	38	33	33	31	30	35	32	26	27	35	36	55	30	37	32	32	52	52	52	34	32	31	32	32	
Segment density (pc/mi/lane)	38	27	39	37	45	39	39	37	36	41	38	31	32	41	41	64	35	42	36	37	60	60	60	39	36	35	37	37	
Tolled Express Lane	TEL				TEL-W					TEL-W					TEL-OFR	GP	GP	GP	GP	GP	GP	GP	GP	GP	GP	GP	GP	GP	GP
Space mean speed (mph)	42	60	60	57	41	60	60	60	55	43	60	60	60	59	39	32	45	49	45	54	34	34	34	34	52	45	55	52	52
Travel time per vehicle (min)	0.73	0.28	0.35	0.22	0.71	0.14	0.14	0.35	0.16	0.77	0.20	0.33	0.19	0.42	0.91	0.03	0.20	0.35	0.39	0.31	0.47	1.01	0.44	0.33	0.52	0.16	0.30	0.16	
Volume (vph)	1,406	1,406	1,406	1,406	1,098	1,418	1,418	1,418	1,418	1,194	1,274	1,274	1,274	1,274	-	-	-	-	-	-	-	-	-	-	-	-	-	-	-
Level of Service (LOS)	D	C	C	C	D	C	C	C	C	D	C	C	C	C															

4:30 PM	E	D	E	C	F	D	D	E	D	E	D	D	C	E	E	F	D	F	D	D	F	F	F	D	D	E	E	D
4:45 PM	E	C	E	C	F	D	D	E	D	E	D	D	C	E	E	F	D	F	E	E	F	F	F	D	E	E	E	D
5:00 PM	D	C	E	C	F	D	D	E	D	E	D	D	C	E	E	F	D	F	E	E	F	F	F	D	E	E	E	D
5:15 PM	E	C	E	C	F	D	D	E	D	E	D	D	C	E	E	F	D	F	E	D	F	F	F	D	E	E	E	D
5:30 PM	E	D	E	C	F	D	D	E	D	E	D	D	C	E	E	F	D	F	D	D	F	F	F	D	E	E	E	D
5:45 PM	E	D	E	C	F	D	D	E	D	E	D	D	C	E	E	F	D	F	E	E	F	F	F	D	E	E	E	D
6:00 PM	E	D	E	F	D	F	F	E	D	E	D	D	C	E	F	F	D	F	E	F	F	F	F	F	E	F	F	D
6:15 PM	E	D	E	F	E	F	F	E	D	E	D	D	C	E	E	F	D	F	E	E	F	F	F	D	E	F	F	D

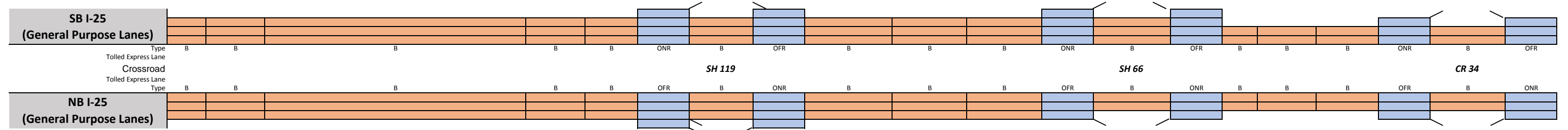


4:30 PM	E	D	F	F	F	F	F	E	F	E	F	E	D	F	F	F	D	F	E	F	F	D	F	F	D	D	D	D
4:45 PM	E	F	F	F	F	F	F	E	F	F	F	E	E	F	F	F	D	F	F	F	F	D	F	F	D	D	D	D
5:00 PM	E	F	F	F	F	F	F	F	F	F	F	F	F	F	F	F	D	F	E	F	F	D	F	F	D	D	D	D
5:15 PM	E	F	F	F	F	F	F	F	F	F	F	F	F	F	F	F	D	F	E	F	F	D	F	F	E	F	F	F
5:30 PM	F	F	F	F	F	F	F	F	F	F	F	F	F	F	F	F	D	F	E	F	F	D	F	F	E	F	F	F
5:45 PM	F	F	F	F	F	F	F	F	F	F	F	F	F	F	F	F	D	F	F	F	F	D	F	F	E	F	F	F
6:00 PM	F	F	F	F	F	F	F	F	F	F	F	F	F	F	F	F	D	F	F	F	F	D	F	F	E	F	F	F
6:15 PM	F	F	F	F	F	F	F	F	F	F	F	F	F	F	F	F	D	F	E	F	F	D	F	F	D	F	F	F

SEGMENT	1	2	3	4	5	6	7	8	9	10	11	12	13	14	15	16	17	18	19	20	21	22	23	24	25	26	27	28	
Segment Length (ft)	2,700	1,100	1,875	750	2,200	170	1,500	2,180	1,350	2,450	995	1,700	1,500	1,765	3,000	310	715	1,500	1,525	1,500	1,400	3,000	1,380	1,500	2,040	1,015	1,070	745	
Number of lanes	4	4	3	3	4	4	3	3	3	4	3	3	3	3	4	3	4	3	3	3	3	4	3	3	3	3	3	3	
Free Flow Speed (mph)	60	60	60	60	60	60	60	60	60	60	60	60	60	60	60	60	60	60	65	65	65	65	65	65	65	65	65	65	
Segment demand (vph)	6,124	6,124	4,911	5,606	6,953	5,817	5,817	4,957	5,837	6,980	6,105	4,955	5,486	5,486	6,360	6,360	6,360	6,360	5,407	6,104	6,104	6,104	6,104	6,104	5,035	5,793	5,793	5,793	
On-Ramp demand (vph)				695	1,347				880	1,143			531		874						697								
Off-Ramp demand (vph)		1,213			1,136		860			875	1,150							953						1,069				1,102	
Ramp-to-Ramp demand (vph)																													
Travel time per vehicle (min)	1.09	0.63	0.88	0.21	0.80	0.12	0.48	1.32	0.57	1.51	0.32	0.99	0.68	0.86	1.94	0.10	0.18	0.33	0.38	0.33	0.43	0.69	0.42	0.31	0.49	0.22	0.24	0.16	
VMTD Veh-miles (Demand)	3,132	1,276	1,744	796	2,897	187	1,653	2,047	1,492	3,239	1,150	1,595	1,559	1,834	3,614	373	861	1,807	1,562	1,734	1,618	3,468	1,595	1,734	1,945	1,114	1,174	817	
VMTV Veh-miles (Volume)	3,008	1,224	1,671	767	2,617	170	1,493	1,814	1,342	2,784	989	1,357	1,342	1,576	3,124	323	745	1,562	1,342	1,518	1,417	3,037	1,397	1,518	1,698	991	1,044	727	
VHT travel (hrs)	106.47	61.46	68.65	18.60	83.83	10.88	42.30	96.81	50.04	151.10	27.66	69.39	53.40	67.49	178.14	9.26	16.37	30.59	29.80	29.47	37.86	61.57	37.32	27.87	36.01	19.21	20.25	13.41	
VHD delay (hrs)	56.33	41.07	40.80	5.82	274.35	8.05	17.41	66.58	28.18	267.99	11.18	46.77	31.04	41.22	157.48	3.88	3.96	4.55	9.15	6.11	16.06	14.85	15.83	4.52	9.89	3.97	4.18	2.22	
Space mean speed (mph)	28	20	24	41	31	16	35	19	27	18	36	20	25	23	18	35	45	51	45	52	37	49	37	54	47	52	52	54	
Segment density (veh/mi/lane)	52	74	64	44	50	84	49	78	65	81	49	72	63	67	78	53	30	36	34	35	48	27	48	33	31	33	33	32	
Segment density (pc/mi/lane)	60	85	74	50	58	97																							

SEGMENT	52	53	54	55	56	57	58	59	60	61	62	63	64	65	66	67	68	69	70	71	
Segment Length (ft)	400	2,000		14,995	2,000	745	750	4,315	1,500	3,500	3,000	3,240	1,500	2,995	1,500	490	2,000	2,280	1,500	2,995	1,500
Number of lanes	3	3		3	3	3	3	3	3	3	3	3	3	3	3	2	2	2	2	2	2
Free Flow Speed (mph)	70	70		70	70	70	70	70	70	70	70	70	70	70	70	70	70	70	70	70	70
Segment demand (vph)	3,801	3,801		3,801	3,801	3,801	3,801	2,698	3,288	3,288	3,288	3,288	2,711	3,359	3,359	3,359	3,359	3,359	3,359	3,010	3,160
On-Ramp demand (vph)							1,103					577								349	
Off-Ramp demand (vph)								590							648						
Ramp-to-Ramp demand (vph)																					
Travel time per vehicle (min)	0.09	0.43		3.24	0.43	0.16	0.15	0.84	0.29	0.71	0.61	0.66	0.29	0.58	0.29	0.14	0.58	0.66	0.32	0.73	0.30
VMTD Veh-miles (Demand)	288	1,440		10,795	1,440	536	540	2,205	934	2,180	1,868	2,018	934	1,538	954	312	1,272	1,450	954	1,707	898
VMTV Veh-miles (Volume)	288	1,440		10,795	1,440	536	540	2,205	934	2,180	1,868	2,018	934	1,538	954	312	1,272	1,450	954	1,707	898
VHT travel (hrs)	5.47	27.37		205.21	27.37	10.20	9.38	37.74	15.88	38.99	33.42	36.09	15.99	26.34	16.25	7.97	32.54	37.09	17.66	36.86	15.91
VHD delay (hrs)	1.36	6.80		51.00	6.80	2.53	1.66	6.24	2.53	7.85	6.73	7.27	2.64	4.37	2.62	3.52	14.36	16.37	4.02	12.47	3.09
Space mean speed (mph)	53	53		53	53	53	58	58	59	56	56	56	58	59	39	39	39	39	54	46	56
Segment density (veh/mi/lane)	24	24		24	24	24	22	15	19	20	20	19	15	19	43	43	43	43	26	32	26
Segment density (pc/mi/lane)	28	28		28	28	28	25	18	21	23	23	22	18	22	49	49	49	49	30	37	30
Tolled Express Lane	GP	GP		GP	GP	GP	GP	GP	GP	GP	GP	GP	GP	GP	GP	GP	GP	GP	GP	GP	GP
Space mean speed (mph)	53	53		53	53	53	58	59	56	56	56	58	59	39	39	39	39	39	54	46	56
Travel time per vehicle (min)	0.09	0.43		3.24	0.43	0.16	0.15	0.84	0.29	0.71	0.61	0.66	0.29	0.58	0.29	0.14	0.58	0.66	0.32	0.73	0.30
Volume (vph)	-	-		-	-	-	-	-	-	-	-	-	-	-	-	-	-	-	-	-	-
Level of Service (LOS)																					

4:30 PM	C	C	C	C	C	B	B	B	C	C	C	B	B	B	E	E	E	C	D	C
4:45 PM	D	D	D	D	D	C	B	B	C	C	C	B	B	C	E	E	E	D	D	D
5:00 PM	C	C	C	C	C	B	B	C	C	C	C	B	B	C	F	F	F	D	E	D
5:15 PM	D	D	D	D	D	C	C	C	C	C	C	B	C	C	F	F	F	D	E	D
5:30 PM	D	D	D	D	D	C	B	B	C	C	C	B	B	C	E	E	E	C	D	D
5:45 PM	D	D	D	D	D	C	C	C	C	C	C	B	C	C	F	F	F	D	E	D
6:00 PM	D	D	D	D	D	C	B	C	C	C	C	B	B	C	F	F	F	D	D	C
6:15 PM	C	C	C	C	C	C	B	B	C	C	C	B	B	B	E	E	E	C	D	C

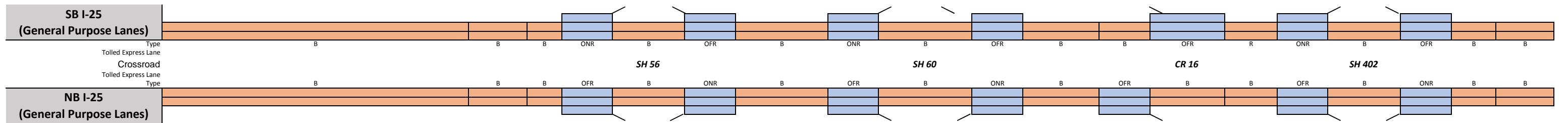


4:30 PM	D	D	D	D	D	B	C	C	D	D	D	C	E	D	F	F	F	D	E	D
4:45 PM	E	E	E	E	E	C	C	C	D	D	C	F	F	F	F	F	F	F	E	D
5:00 PM	E	E	E	E	E	C	C	C	D	D	F	F	F	F	F	F	F	F	E	D
5:15 PM	F	F	F	F	F	C	C	C	E	F	F	F	F	F	F	F	F	F	E	D
5:30 PM	F	F	F	F	F	C	C	C	F	F	F	F	F	F	F	F	F	F	E	D
5:45 PM	F	F	F	F	F	C	C	F	F	F	F	F	F	F	F	F	F	F	F	F
6:00 PM	F	F	F	F	F	D	F	F	F	F	F	F	F	F	F	F	F	F	E	D
6:15 PM	F	F	E	F	F	F	F	F	F	F	F	F	F	F	F	F	F	F	E	D

SEGMENT	52	53	54	55	56	57	58	59	60	61	62	63	64	65	66	67	68	69	70	71	
Segment Length (ft)	735	2,000		15,000	2,000	1,635	1,500	2,325	1,500	3,850	3,000	3,040	1,500	3,185	1,500	500	2,000	2,245	1,500	3,035	1,500
Number of lanes	3	3		3	3	3	3	3	3	3	3	3	3	2	2	2	2	2	2	2	2
Free Flow Speed (mph)	70	70		70	70	70	70	70	70	70	70	70	70	70	70	70	70	70	70	70	70
Segment demand (vph)	5,114	5,114		5,114	5,114	5,114	5,114	3,637	4,479	4,479	4,479	4,479	4,479	3,689	4,211	4,211	4,211	4,211	4,211	3,510	3,622
On-Ramp demand (vph)									842						522						112
Off-Ramp demand (vph)							1,477					790									
Ramp-to-Ramp demand (vph)																					
Travel time per vehicle (min)	0.21	0.57		4.25	0.57	0.46	0.30	0.46	0.36	1.45	1.64	2.10	1.17	1.48	0.32	0.20	0.80	0.89	0.31	0.77	0.31
VMTD Veh-miles (Demand)	712	1,937		14,528	1,937	1,584	1,453	1,602	1,272	3,266	2,545	2,579	1,272	2,225	1,196	399	1,595	1,790	1,196	2,018	1,029
VMTV Veh-miles (Volume)	695	1,891		14,182	1,891	1,546	1,418	1,554	1,225	3,039	2,302	2,268	1,119	1,951	1,067	356	1,423	1,597	1,067	1,795	919
VHT travel (hrs)	17.31	47.09		353.21	47.09	38.50	24.93	26.88	25.94	100.71	110.57	137.98	76.96	79.68	20.28	12.46	49.85	55.95	19.28	40.29	16.92
VHD delay (hrs)	7.38	20.08		150.62	20.08	16.42	4.67	4.68	8.44	57.31	77.68	105.59	60.98	51.80	5.04	7.38	29.52	33.14	4.03	14.65	3.79
Space mean speed (mph)	40	40		40	40	40	57	58	47	30	21	16	15	24	53	29	29	29	55	45	54
Segment density (veh/mi/lane)	41	41		41	41	41	29	20	30	46	65	80	90	66	27	66	66	66	31	35	26
Segment density (pc/mi/lane)	48	48		48	48	48	34	23	35	53	75	92	104	76	31	76	76	76	36	40	30
Tolled Express Lane	GP	GP		GP	GP	GP	GP	GP	GP	GP	GP	GP	GP	GP	GP	GP	GP	GP	GP	GP	GP
Space mean speed (mph)	40	40		40	40	40	57	58	47	30	21	16	15	24	53	29	29	29	55	45	54
Travel time per vehicle (min)	0.21	0.57		4.25	0.57	0.46	0.30	0.46	0.36	1.45	1.64	2.10	1.17	1.48	0.32	0.20	0.80	0.89	0.31	0.77	0.31
Volume (vph)	-	-		-	-	-	-	-	-	-	-	-	-	-	-	-	-	-	-	-	-
Level of Service (LOS)																					

SEGMENT	72	73	74	75	76	77	78	79	80	81	82	83	84	85	86	87	88	89	90
Segment Length (ft)	18,155	2,000	425	1,500	3,020	1,500	4,340	1,500	3,245	1,500	5,790	3,075	750	895	1,165	2,870	750	705	2,000
Number of lanes	2	2	2	2	2	2	2	2	2	2	2	2	2	2	2	2	2	2	2
Free Flow Speed (mph)	70	70	70	70	70	70	70	70	70	70	70	70	70	70	70	70	70	70	70
Segment demand (vph)	3,160	3,164	3,164	3,164	2,742	3,460	3,460	3,460	3,119	3,554	3,554	3,554	4,384	4,384	4,384	3,702	4,464	4,464	4,464
On-Ramp demand (vph)				422					341						682				
Off-Ramp demand (vph)						718				435			830					762	
Ramp-to-Ramp demand (vph)																			
Travel time per vehicle (min)	4.72	0.46	0.10	0.31	0.63	0.31	1.06	0.31	0.72	0.30	1.43	0.76	0.15	0.19	0.25	1.42	0.18	0.26	0.73
VMTD Veh-miles (Demand)	10,865	1,198	255	899	1,568	983	2,844	983	1,917	1,010	3,897	2,070	623	743	967	2,012	634	596	1,691
VMTV Veh-miles (Volume)	10,865	1,068	227	801	1,372	856	2,476	856	1,642	863	3,333	1,770	534	637	829	1,671	531	500	1,419
VHT travel (hrs)	248.75	21.63	4.60	14.59	25.29	15.45	53.29	15.40	32.00	15.43	72.50	38.50	9.67	12.17	15.85	72.56	11.20	16.10	45.31
VHD delay (hrs)	93.53	6.37	1.35	3.15	5.69	3.22	17.92	3.17	8.55	3.10	24.89	13.22	2.05	3.08	4.01	48.69	3.61	8.96	25.04
Space mean speed (mph)	44	49	49	55	54	55	46	56	51	56	46	46	55	52	52	23	47	31	31
Segment density (veh/mi/lane)	36	29	29	24	22	23	32	23	26	25	33	33	31	37	27	67	39	60	60
Segment density (pc/mi/lane)	42	33	33	28	25	27	37	26	30	29	38	38	36	42	32	77	45	69	69
Tolled Express Lane	GP	GP	GP	GP	GP	GP	GP	GP	GP	GP	GP	GP	GP	GP	GP	GP	GP	GP	GP
Space mean speed (mph)	44	49	49	55	54	55	46	56	51	56	46	46	55	52	52	23	47	31	31
Travel time per vehicle (min)	4.72	0.46	0.10	0.31	0.63	0.31	1.06	0.31	0.72	0.30	1.43	0.76	0.15	0.19	0.25	1.42	0.18	0.26	0.73
Volume (vph)	-	-	-	-	-	-	-	-	-	-	-	-	-	-	-	-	-	-	-
Level of Service (LOS)																			

4:30 PM	D	D	D	C	C	C	E	C	D	D	E	E	F	F	F	E	F	F	F
4:45 PM	E	D	D	C	D	C	E	C	D	D	E	E	F	F	F	E	F	F	F
5:00 PM	E	D	D	C	C	C	E	C	D	D	E	E	F	F	F	F	F	F	F
5:15 PM	F	D	D	D	C	C	E	C	D	D	E	E	F	F	F	F	F	F	F
5:30 PM	E	D	D	C	C	C	E	C	D	D	E	E	F	F	F	F	F	F	F
5:45 PM	E	D	D	C	C	C	E	C	D	D	E	E	F	F	F	F	F	F	F
6:00 PM	E	D	D	C	C	C	E	C	D	D	E	E	F	F	F	F	F	F	F
6:15 PM	D	D	D	C	C	C	E	C	D	D	E	E	F	F	F	F	F	F	F

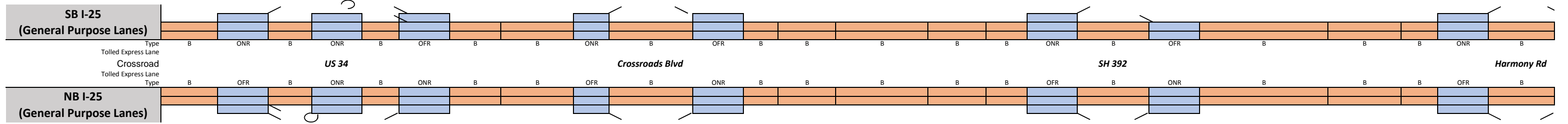


4:30 PM	E	E	E	D	D	D	E	D	E	D	F	D	D	D	C	D	C	E	E
4:45 PM	F	F	F	E	E	F	F	F	E	F	F	F	F	F	D	D	D	F	F
5:00 PM	F	F	F	E	E	D	F	E	E	D	F	E	E	E	D	D	D	F	F
5:15 PM	F	F	F	E	E	D	F	E	E	F	F	F	E	E	D	D	D	F	F
5:30 PM	F	F	F	E	E	D	F	E	F	F	F	F	E	E	D	D	D	F	F
5:45 PM	F	F	F	F	F	F	F	F	F	F	F	F	F	F	D	D	F	F	F
6:00 PM	F	E	F	F	F	D	F	E	F	D	F	E	F	F	D	E	F	F	F
6:15 PM	F	F	F	E	F	D	F	E	F	D	F	E	E	E	D	E	F	F	F

SEGMENT	72	73	74	75	76	77	78	79	80	81	82	83	84	85	86	87	88	89	90
Segment Length (ft)	18,150	2,000	500	1,500	2,890	1,500	4,225	1,500	4,255	1,500	3,160	1,500	3,095	1,610	1,500	2,930	1,500	1,095	2,000
Number of lanes	2	2	2	2	2	2	2	2	2	2	2	2	2	2	2	2	2	2	2
Free Flow Speed (mph)	70	70	70	70	70	70	70	70	70	70	70	70	70	70	70	70	70	70	70
Segment demand (vph)	3,622	3,622	3,622	3,622	3,226	3,807	3,807	3,807	3,496	3,838	3,838	3,838	3,315	3,315	3,315	2,877	3,596	3,596	3,596
On-Ramp demand (vph)						581				342									
Off-Ramp demand (vph)				396								523			438				
Ramp-to-Ramp demand (vph)																			
Travel time per vehicle (min)	6.19	0.68	0.15	0.32	0.80	0.33	1.66	0.32	1.20	0.33	1.26	0.31	0.83	0.43	0.31	0.67	0.32	0.32	0.61
VMTD Veh-miles (Demand)	12,451	1,372	343	1,029	1,766	1,082	3,046	1,082	2,817	1,090	2,297	1,090	1,943	1,011	942	1,597	1,022	746	1,362
VMTV Veh-miles (Volume)	12,324	1,358	339	1,016	1,731	1,064	2,996	1,064	2,752	1,067	2,248	1,067	1,901	989	921	1,562	1,002	729	1,323
VHT travel (hrs)	369.82	40.75	8.93	19.21	42.30	20.62	103.50	19.78	68.41	20.57	78.76	19.18	45.10	23.46	16.51	31.59	18.77	18.98	35.77
VHD delay (hrs)	193.76	21.35	4.08	4.70	17.57	5.42	60.70	4.58	29.10	5.32	46.64	3.94	17.94	9.33	3.35	9.28	4.45	8.57	16.88
Space mean speed (mph)	33	33	38	53	41	52	29	54	40	52	29	56	42	42	56	49	53	38	37
Segment density (veh/mi/lane)	54	54	47	33	39	30	65	33	42	29	66	31	38	38	27	28	29	46	47
Segment density (pc/mi/lane)	62	62	54	38	44	34	74	38	49	33	76	36	44	44	31	33	33	53	54
Tolled Express Lane	GP	GP	GP	GP	GP	GP	GP	GP	GP	GP	GP	GP	GP	GP	GP	GP	GP	GP	GP
Space mean speed (mph)	33	33	38	53	41	52	29	54	40	52	29	56	42	42	56	49	53	38	37
Travel time per vehicle (min)	6.19	0.68	0.15	0.32	0.80	0.33	1.66	0.32	1.20	0.33	1.26	0.31	0.83	0.43	0.31	0.67	0.32	0.32	0.61
Volume (vph)	-	-	-	-	-	-	-	-	-	-	-	-	-	-	-	-	-	-	-
Level of Service (LOS)																			

SEGMENT	91	92	93	94	95	96	97	98	99	100	101	102	103	104	105	106	107	108	109	110	111	112	113	114
Segment Length (ft)	2,640	1,500	405	755	1,250	1,500	1,435	3,000	1,500	3,480	1,500	700	2,000	4,255	2,000	460	1,500	3,240	1,500	6,730	3,000	455	1,500	3,025
Number of lanes	2	2	2	2	2	2	2	2	2	2	2	2	2	2	2	2	2	2	2	2	2	2	2	2
Free Flow Speed (mph)	70	70	70	70	70	70	70	70	70	70	70	70	70	70	70	70	70	70	70	70	70	70	70	70
Segment demand (vph)	4,464	4,464	3,704	3,704	3,287	4,221	4,221	4,221	4,221	3,289	4,136	4,136	4,136	4,136	4,144	4,144	4,144	3,527	4,410	4,410	4,410	4,410	4,410	3,103
On-Ramp demand (vph)		760		417						932							617						1,307	
Off-Ramp demand (vph)						934						847								883				
Ramp-to-Ramp demand (vph)																								
Travel time per vehicle (min)	0.95	0.33	0.23	0.43	1.03	0.70	0.67	1.41	0.68	3.14	0.77	0.34	1.07	2.54	0.61	0.14	0.32	0.75	0.31	2.33	1.04	0.16	0.32	1.97
VMTD Veh-miles (Demand)	2,232	1,268	284	530	778	1,199	1,147	2,398	1,199	2,168	1,175	548	1,567	3,333	1,570	361	1,177	2,164	1,253	5,621	2,506	380	1,253	1,778
VMTV Veh-miles (Volume)	1,877	1,067	230	428	611	937	897	1,876	940	1,591	907	426	1,223	2,627	1,393	320	1,045	1,879	1,092	4,898	2,183	331	1,092	1,651
VHT travel (hrs)	59.20	20.46	11.50	21.29	44.51	38.68	36.92	77.84	37.30	126.38	41.08	18.12	57.32	137.92	37.28	8.57	19.61	38.27	19.83	149.09	66.46	10.08	20.79	94.62
VHD delay (hrs)	32.39	5.21	8.21	15.16	35.78	25.30	24.11	51.04	37.48	103.65	28.13	12.03	39.86	100.40	17.37	4.00	4.68	11.43	4.24	79.12	35.27	5.35	297.82	71.03
Space mean speed (mph)	32	52	20	20	14	24	24	24	24	13	22	24	21	19	37	37	37	49	55	33	33	33	33	53
Segment density (veh/mi/lane)	59	28	75	74	94	68	68	68	66	96	72	68	76	86	49	49	27	31	35	58	58	58	27	83
Segment density (pc/mi/lane)	68	32	86	86	108	78	78	79	75	110	83	79	87	98	55	55	30	35	39	66	66	66	31	92
Tolled Express Lane	GP	GP	GP	GP	GP	GP	GP	GP	GP	GP	GP	GP	GP	GP	GP	GP	GP	GP	GP	GP	GP	GP	GP	GP
Space mean speed (mph)	32	52	20	20	14	24	24	24	24	13	22	24	21	19	37	37	37	49	55	33	33	33	33	53
Travel time per vehicle (min)	0.95	0.33	0.23	0.43	1.03	0.70	0.67	1.41	0.68	3.14	0.77	0.34	1.07	2.54	0.61	0.14	0.32	0.75	0.31	2.33	1.04	0.16	0.32	1.97
Volume (vph)	-	-	-	-	-	-	-	-	-	-	-	-	-	-	-	-	-	-	-	-	-	-	-	-
Level of Service (LOS)																								

4:30 PM	F	F	F	F	F	F	F	F	F	D	F	F	F	F	F	F	F	D	F	F	F	F	D
4:45 PM	F	F	F	F	F	F	F	F	F	C	F	F	F	F	F	F	F	E	F	F	F	F	E
5:00 PM	F	F	F	F	F	F	F	F	F	F	F	F	F	F	F	F	F	E	F	F	F	F	F
5:15 PM	F	F	F	F	F	F	F	F	F	F	F	F	F	F	F	F	F	D	F	F	F	F	F
5:30 PM	F	F	F	F	F	F	F	F	F	F	F	F	F	F	F	F	F	D	F	F	F	F	F
5:45 PM	F	F	F	F	F	F	F	F	F	F	F	F	F	F	F	F	F	E	F	F	F	F	F
6:00 PM	F	F	F	F	F	F	F	F	F	F	F	F	F	F	F	F	F	E	F	F	F	F	F
6:15 PM	F	F	F	F	F	F	F	F	F	F	F	F	F	F	F	F	F	E	F	F	F	F	F

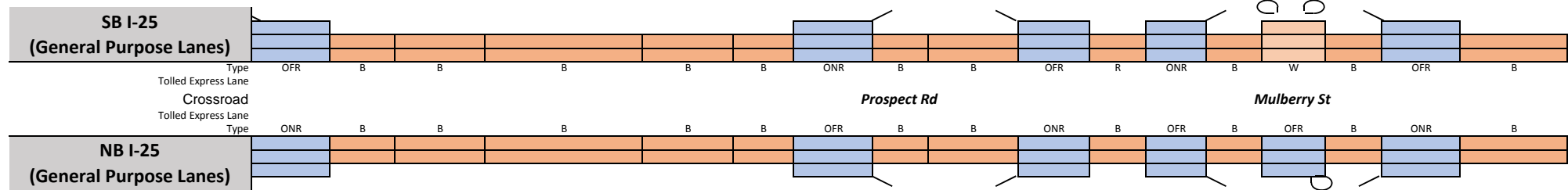


4:30 PM	E	C	C	B	D	D	F	F	D	D	D	F	F	F	F	F	D	E	D	F	F	D	D
4:45 PM	F	C	D	C	E	F	F	F	F	E	F	F	F	F	F	F	F	F	F	F	F	F	D
5:00 PM	F	C	D	C	F	F	F	F	F	F	F	F	F	F	F	F	F	F	D	F	F	D	D
5:15 PM	F	C	D	F	F	F	F	F	F	E	F	F	F	F	F	F	F	D	D	F	F	D	D
5:30 PM	F	C	F	F	F	F	F	F	F	E	F	F	F	F	F	F	F	E	F	F	F	F	D
5:45 PM	F	F	F	F	F	F	F	F	F	F	F	F	F	F	F	F	F	F	F	F	F	F	D
6:00 PM	F	F	F	F	F	F	F	F	F	F	F	F	F	F	F	F	F	F	F	F	F	F	D
6:15 PM	F	F	F	F	F	F	F	F	F	F	D	F	F	E	F	F	F	F	D	F	F	D	D

SEGMENT	91	92	93	94	95	96	97	98	99	100	101	102	103	104	105	106	107	108	109	110	111	112	113	114
Segment Length (ft)	1,925	1,500	1,050	1,500	600	1,500	1,545	3,000	540	3,680	1,500	500	2,000	4,255	2,000	900	1,500	2,900	1,500	6,630	3,000	600	1,500	2,565
Number of lanes	2	2	2	2	2	2	2	2	2	2	2	2	2	2	2	2	2	2	2	2	2	2	2	2
Free Flow Speed (mph)	70	70	70	70	70	70	70	70	70	70	70	70	70	70	70	70	70	70	70	70	70	70	70	70
Segment demand (vph)	3,596	3,596	2,703	3,047	3,047	3,947	3,947	3,947	3,947	3,116	3,944	3,944	3,944	3,944	3,944	3,944	3,944	3,230	3,918	3,918	3,918	3,918	3,918	2,728
On-Ramp demand (vph)				344		900							828											
Off-Ramp demand (vph)		893							831								714						1,190	
Ramp-to-Ramp demand (vph)																								
Travel time per vehicle (min)	0.62	0.38	0.51	0.74	0.38	0.33	0.62	1.19	0.11	1.12	0.32	0.20	0.80	1.69	0.80	0.36	0.31	0.84	0.33	2.63	1.19	0.24	0.31	0.56
VMTD Veh-miles (Demand)	1,311	1,022	538	866	346	1,121	1,155	2,243	404	2,172	1,120	373	1,494	3,178	1,494	672	1,120	1,774	1,113	4,920	2,226	445	1,113	1,325
VMTV Veh-miles (Volume)	1,265	981	509	816	325	1,067	1,099	2,134	384	2,041	1,067	356	1,423	3,027	1,423	640	1,067	1,683	1,066	4,711	2,132	426	1,066	1,266
VHT travel (hrs)	35.80	21.84	21.72	35.23	18.14	20.46	38.51	74.77	6.98	54.54	20.28	12.46	49.85	106.05	49.85	22.43	19.31	43.07	20.41	164.22	74.31	14.86	19.65	24.32
VHD delay (hrs)	17.73	7.83	14.45	23.58	13.50	12.64	22.80	44.28	1.50	25.38	5.03	7.38	29.52	62.80	29.52	13.28	4.07	19.02	5.18	96.91	43.85	8.77	4.42	6.24
Space mean speed (mph)	35	45	23	23	18	52	29	29	55	37	53	29	29	29	29	29	55	39	52	29	29	29	54	52
Segment density (veh/mi/lane)	49	32	55	62	80	28	66	66	31	39	26	66	66	66	66	66	31	39	28	65	65	65	30	25
Segment density (pc/mi/lane)	56	37	63	71	92	32	76	76	35	45	30	76	76	76	76	76	35	45	32	75	75	75	35	29
Tolled Express Lane	GP	GP	GP	GP	GP	GP	GP	GP	GP	GP	GP	GP	GP	GP	GP	GP	GP	GP	GP	GP	GP	GP	GP	GP
Space mean speed (mph)	35	45	23	23	18	52	29	29	55	37	53	29	29	29	29	29	55	39	52	29	29	29	54	52
Travel time per vehicle (min)	0.62	0.38	0.51	0.74	0.38	0.33	0.62	1.19	0.11	1.12	0.32	0.20	0.80	1.69	0.80	0.36	0.31	0.84	0.33	2.63	1.19	0.24	0.31	0.56
Volume (vph)	-	-	-	-	-	-	-	-	-	-	-	-	-	-	-	-	-	-	-	-	-	-	-	-
Level of Service (LOS)																								

SEGMENT	115	116	117	118	119	120	121	122	123	124	125	126	127	128	129	130	131	
Segment Length (ft)	1,500	500	2,000	4,840	2,000	500	1,500	535	2,000	775	715	1,160	700	420	750	1,500	2,700	276,955
Number of lanes	2	2	2	2	2	2	2	2	2	2	2	2	2	3	2	2	2	
Free Flow Speed (mph)	70	70	70	70	70	70	70	70	70	70	70	70	70	70	70	70	70	
Segment demand (vph)	3,856	3,856	3,856	3,856	3,856	3,856	3,856	2,798	2,798	3,010	3,010	3,010	2,509	2,578	1,750	1,922	1,922	
On-Ramp demand (vph)							1,058					501		828				
Off-Ramp demand (vph)	753									212				69		172		
Ramp-to-Ramp demand (vph)																		
Travel time per vehicle (min)	0.49	0.17	0.63	1.59	0.64	0.16	0.43	0.22	0.59	0.15	0.14	0.23	0.14	0.09	0.15	0.30	0.53	78.20
VMTD Veh-miles (Demand)	1,095	365	1,461	3,535	1,461	365	1,095	284	1,060	442	408	661	333	205	249	546	983	207,989
VMTV Veh-miles (Volume)	1,031	345	1,380	3,351	1,397	350	1,052	276	1,037	441	408	661	333	205	249	546	983	196,650
VHT travel (hrs)	29.74	10.11	38.01	97.00	39.23	9.69	26.30	9.96	27.00	7.70	7.26	11.79	6.00	4.03	4.23	9.69	17.01	4,792.50
VHD delay (hrs)	15.01	5.18	18.30	49.12	19.27	4.69	29.45	6.02	12.19	1.40	1.44	2.34	1.25	1.11	0.68	1.89	2.97	2,523.26
Space mean speed (mph)	35	34	36	35	36	36	40	28	38	57	56	56	55	51	59	56	58	41
Segment density (veh/mi/lane)	52	53	50	53	52	51	45	49	36	24	23	22	23	16	15	16	17	36
Segment density (pc/mi/lane)	59	60	56	59	58	57	50	55	40	26	26	24	25	18	17	18	19	41
Tolled Express Lane	GP	GP	GP	GP	GP	GP	GP	GP	GP	GP	GP	GP	GP	GP	GP	GP	GP	TEL
Space mean speed (mph)	35	34	36	35	36	36	40	28	38	57	56	56	55	51	59	56	58	56
Travel time per vehicle (min)	0.49	0.17	0.63	1.59	0.64	0.16	0.43	0.22	0.59	0.15	0.14	0.23	0.14	0.09	0.15	0.30	0.53	75.66
Volume (vph)	-	-	-	-	-	-	-	-	-	-	-	-	-	-	-	-	-	2.54
Level of Service (LOS)																		

4:30 PM	D	E	E	E	E	E	D	C	C	C	C	B	C	B	B	B	B	B
4:45 PM	D	F	F	F	F	F	D	D	D	C	C	C	C	B	B	B	B	B
5:00 PM	F	E	E	F	F	F	D	D	D	C	C	C	C	B	B	B	B	C
5:15 PM	F	F	F	F	F	F	F	D	D	C	C	C	C	B	B	B	B	C
5:30 PM	F	F	F	F	F	F	F	F	C	C	C	C	C	B	B	B	B	C
5:45 PM	F	F	F	F	F	F	F	F	C	C	C	C	C	B	B	B	B	C
6:00 PM	F	F	F	F	F	F	F	F	F	F	F	F	F	B	B	B	B	C
6:15 PM	F	F	F	F	F	F	F	F	F	F	F	F	F	F	C	B	B	C

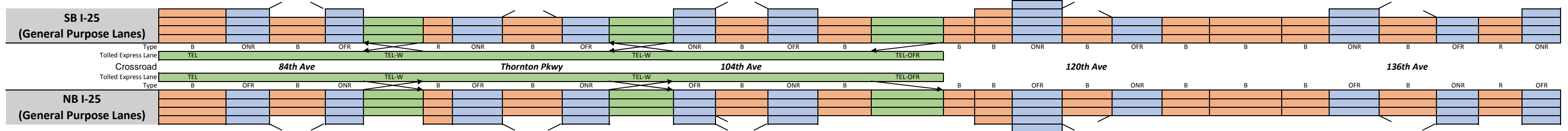


4:30 PM	D	F	F	F	F	F	C	C	C	C	E	D	C	C	C	B	C	C
4:45 PM	F	F	F	F	F	F	F	D	D	C	F	D	D	C	C	B	D	D
5:00 PM	D	F	F	F	F	F	C	D	D	C	F	D	D	C	C	B	C	C
5:15 PM	D	F	F	F	F	F	C	D	D	C	F	D	D	C	C	B	C	C
5:30 PM	F	F	F	F	F	F	F	D	D	C	E	D	D	C	C	B	C	C
5:45 PM	F	F	F	F	F	F	F	D	D	F	F	F	D	C	C	B	C	C
6:00 PM	F	F	F	F	F	F	F	D	D	C	F	D	D	C	C	B	C	C
6:15 PM	D	F	F	F	F	F	C	D	D	C	F	D	D	C	C	B	C	C

SEGMENT	115	116	117	118	119	120	121	122	123	124	125	126	127	128	129	130	131	
Segment Length (ft)	1,500	900	2,000	4,840	2,000	740	1,500	525	2,000	1,165	570	750	510	840	550	1,500	2,700	277,130
Number of lanes	2	2	2	2	2	2	2	2	2	2	2	2	2	2	2	2	2	
Free Flow Speed (mph)	70	70	70	70	70	70	70	70	70	70	70	70	70	70	70	70	70	
Segment demand (vph)	3,850	3,850	3,850	3,850	3,850	3,850	3,850	2,799	2,799	3,396	3,396	3,396	2,700	2,700	2,113	2,349	2,349	
On-Ramp demand (vph)	1,122									597						236		
Off-Ramp demand (vph)								1,051				696		587				
Ramp-to-Ramp demand (vph)																		
Travel time per vehicle (min)	0.33	0.34	0.76	1.83	0.76	0.28	0.31	0.12	0.45	0.24	0.16	0.15	0.11	0.19	0.11	0.30	0.56	90.07
VMTD Veh-miles (Demand)	1,094	656	1,458	3,529	1,458	540	1,094	278	1,060	749	367	482	261	430	220	667	1,201	234,657
VMTV Veh-miles (Volume)	1,052	631	1,403	3,395	1,403	519	1,052	267	1,019	725	355	467	252	415	213	647	1,164	220,216
VHT travel (hrs)	20.10	21.04	46.74	113.12	46.74	17.30	19.29	5.24	19.96	13.13	8.66	8.45	4.86	8.21	3.74	11.25	21.10	6,346.63
VHD delay (hrs)	10.06	12.02	26.70	64.62	26.70	9.88	4.26	1.42	5.41	2.78	3.59	1.78	1.26	2.28	0.70	2.01	4.46	3,555.03
Space mean speed (mph)	52	30	30	30	30	30	55	51	51	55	41	55	52	51	57	58	55	35
Segment density (veh/mi/lane)	28	62	62	62	62	62	21	26	26	23	40	28	25	20	18	15	21	47
Segment density (pc/mi/lane)	32	71	71	71	71	71	24	30	30	26	46	32	29	23	21	18	24	54
Tolled Express Lane	GP	GP	GP	GP	GP	GP	GP	GP	GP	GP	GP	GP	GP	GP	GP	GP	GP	TEL
Space mean speed (mph)	52	30	30	30	30	30	55	51	51	55	41	55	52	51	57	58	55	50
Travel time per vehicle (min)	0.33	0.34	0.76	1.83	0.76	0.28	0.31	0.12	0.45	0.24	0.16	0.15	0.11	0.19	0.11	0.30	0.56	84.10
Volume (vph)	-	-	-	-	-	-	-	-	-	-	-	-	-	-	-	-	-	5.96
Level of Service (LOS)																		

SEGMENT	1	2	3	4	5	6	7	8	9	10	11	12	13	14	15	16	17	18	19	20	21	22	23	24	25	26	27	28	
Segment Length (ft)	2,700	1,500	1,865	1,100	2,530	715	750	1,835	750	2,900	1,045	1,735	1,010	2,190	3,100	95	800	1,500	1,575	1,500	1,400	3,000	1,315	1,500	2,095	750	1,390	750	
Number of lanes	4	4	3	3	4	3	3	3	3	4	3	3	3	3	4	3	4	3	3	3	3	3	3	3	3	3	3	3	
Free Flow Speed (mph)	60	60	60	60	60	60	60	60	60	60	60	60	60	60	60	60	60	60	65	65	65	65	65	65	65	65	65	65	
Segment demand (vph)	5,711	5,711	4,244	5,030	6,424	5,111	5,111	4,219	4,954	6,279	5,124	3,921	4,646	4,646	5,796	5,792	5,792	5,792	4,514	5,445	5,445	5,445	5,445	5,445	4,390	5,127	5,127	5,127	
On-Ramp demand (vph)		1,467			1,313		892			1,155	1,203				4			1,278						1,055				942	
Off-Ramp demand (vph)			786		1,394				735	1,325			725		1,150						931					737			
Ramp-to-Ramp demand (vph)																													
Travel time per vehicle (min)	0.75	0.29	0.52	0.24	0.70	0.17	0.18	0.50	0.17	0.76	0.24	0.44	0.22	0.63	0.90	0.03	0.20	0.35	0.84	0.43	0.43	0.43	0.83	0.48	0.33	0.49	0.16	0.31	0.16
VMTD Veh-miles (Demand)	2,920	1,622	1,499	1,048	3,078	692	726	1,466	704	3,449	1,014	1,288	889	1,927	3,403	104	878	1,645	1,347	1,547	1,444	3,094	1,356	1,547	1,742	728	1,350	728	
VMTV Veh-miles (Volume)	2,864	1,591	1,460	1,019	2,992	668	700	1,404	674	3,303	962	1,201	829	1,798	3,173	97	818	1,534	1,342	1,550	1,450	3,113	1,367	1,560	1,742	728	1,350	728	
VHT travel (hrs)	69.63	27.08	35.64	19.86	73.04	13.76	14.43	33.59	13.11	76.57	19.72	27.00	16.04	45.52	81.10	2.99	18.32	31.14	62.93	39.05	39.41	75.93	43.99	30.61	36.11	13.37	26.13	14.10	
VHD delay (hrs)	21.89	0.56	11.30	2.87	23.18	2.63	2.76	10.19	1.87	21.52	3.69	6.97	2.22	15.56	28.22	1.37	4.68	356.08	42.28	15.21	17.10	28.03	22.96	43.79	9.30	2.16	5.36	2.89	
Space mean speed (mph)	41	59	41	51	41	49	49	42	51	43	49	45	52	39	39	32	45	49	21	40	37	41	31	51	48	54	52	52	
Segment density (veh/mi/lane)	34	24	34	32	38	34	34	32	31	35	33	27	28	37	36	55	30	37	70	46	50	45	59	36	30	31	33	33	
Segment density (pc/mi/lane)	40	28	40	38	45	40	40	38	36	42	39	33	33	43	41	64	35	42	81	53	57	51	68	41	35	36	38	38	
Tolled Express Lane	TEL			TEL-W				TEL-W					TEL-W			TEL-OFR	GP	GP	GP	GP	GP	GP	GP	GP	GP	GP	GP	GP	GP
Space mean speed (mph)	41	60	60	57	41	60	60	60	55	43	60	60	60	59	39	32	45	49	21	40	37	41	31	51	48	54	52	52	
Travel time per vehicle (min)	0.75	0.28	0.35	0.22	0.70	0.14	0.14	0.35	0.15	0.76	0.20	0.33	0.19	0.42	0.90	0.03	0.20	0.35	0.84	0.43	0.43	0.83	0.48	0.33	0.49	0.16	0.31	0.16	
Volume (vph)	1,393	1,393	1,393	1,393	1,074	1,324	1,324	1,324	1,324	1,097	1,150	1,150	1,150	1,150	-	-	-	-	-	-	-	-	-	-	-	-	-	-	-
Level of Service (LOS)	D	C	C	C	D	C	C	C	C	C	C	C	C	C															

4:30 PM	E	D	E	C	F	D	D	E	D	E	D	D	C	E	E	F	D	F	E	D	F	F	F	D	D	E	E	D
4:45 PM	E	D	E	C	F	D	D	E	D	E	D	D	C	E	F	F	D	F	E	F	F	F	F	F	D	E	E	D
5:00 PM	E	D	E	C	F	D	D	E	D	E	D	D	C	E	F	F	D	F	F	F	F	F	F	F	D	E	E	D
5:15 PM	E	D	E	C	F	D	D	E	D	E	D	D	C	E	F	F	D	F	F	F	F	F	F	F	D	E	E	D
5:30 PM	F	D	E	C	F	D	D	E	D	E	D	D	C	E	E	F	D	F	F	F	F	F	F	D	D	E	E	D
5:45 PM	E	D	E	C	F	D	D	E	D	E	D	D	C	E	E	F	D	F	F	F	F	F	F	D	E	E	E	D
6:00 PM	F	D	E	C	F	D	D	E	D	E	D	D	C	E	F	F	D	F	F	F	F	F	F	D	E	E	F	D
6:15 PM	E	D	E	C	F	D	D	E	D	E	D	D	C	E	E	F	D	F	F	F	F	F	F	D	E	E	F	D

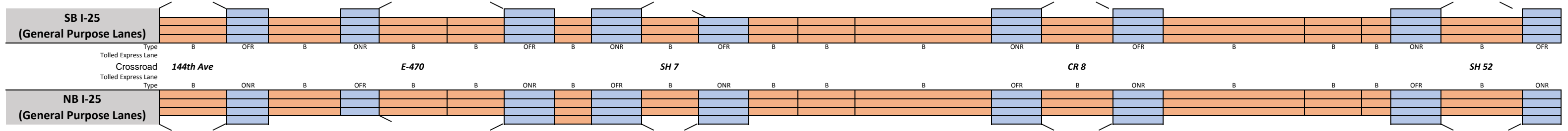


4:30 PM	F	F	F	F	F	F	F	E	F	F	F	E	F	F	E	F	D	F	E	F	F	D	F	F	D	D	D	
4:45 PM	F	F	F	F	F	F	F	E	F	F	F	E	F	F	F	F	D	F	E	F	F	D	F	F	D	F	F	F
5:00 PM	F	F	F	F	F	F	F	F	F	F	F	F	F	F	F	F	D	F	E	F	F	D	F	F	D	F	F	F
5:15 PM	F	F	F	F	F	F	F	F	F	F	F	F	F	F	F	F	D	F	E	F	F	D	F	F	D	F	F	F
5:30 PM	F	F	F	F	F	F	F	F	F	F	F	F	F	F	F	F	D	F	E	F	F	D	F	F	D	F	F	F
5:45 PM	F	F	F	F	F	F	F	F	F	F	F	F	F	F	F	F	D	F	F	F	F	D	F	F	D	F	F	F
6:00 PM	F	F	F	F	F	F	F	F	F	F	F	F	F	F	F	F	D	F	F	F	F	D	F	F	D	F	F	F
6:15 PM	F	F	F	F	F	F	F	F	F	F	F	F	F	F	F	F	D	F	E	F	F	D	F	F	D	F	F	F

SEGMENT	1	2	3	4	5	6	7	8	9	10	11	12	13	14	15	16	17	18	19	20	21	22	23	24	25	26	27	28
Segment Length (ft)	2,700	1,100	1,875	750	2,200	170	1,500	2,180	1,350	2,450	995	1,700	1,500	1,765	3,000	310	715	1,500	1,525	1,500	1,400	3,000	1,380	1,500	2,040	1,015	1,070	745
Number of lanes	4	4	3	3	4	4	3	3	3	4	3	3	3	3	4	3	4	3	3	3	3	4	3	3	3	3	3	3
Free Flow Speed (mph)	60	60	60	60	60	60	60	60	60	60	60	60	60	60	60	60	60	60	65	65	65	65	65	65	65	65	65	65
Segment demand (vph)	6,518	6,518	5,207	6,017	7,333	6,221	6,221	5,277	6,247	7,367	6,536	5,260	5,768	5,768	6,596	6,596	6,596	6,596	5,567	6,368	6,368	6,368	6,368	6,368	5,261	6,091	6,091	6,091
On-Ramp demand (vph)				810	1,316				970	1,120			508		828						801					830		
Off-Ramp demand (vph)		1,311			1,112		944			831	1,276							1,029						1,107				1,034
Ramp-to-Ramp demand (vph)																												
Travel time per vehicle (min)	1.63	0.70	1.25	0.29	1.11	0.13	0.58	1.37	0.54	1.50	0.29	0.95	0.67	0.81	1.96	0.10	0.18	0.33	0.38	0.33	0.44	0.70	0.44	0.31	0.50	0.23	0.24	0.16
VMTD Veh-miles (Demand)	3,333	1,358	1,849	855	3,055	200	1,767	2,179	1,597	3,418	1,232	1,694	1,639	1,928	3,748	387	893	1,874	1,608	1,809	1,688	3,618	1,664	1,809	2,033	1,171	1,234	859
VMTV Veh-miles (Volume)	2,955	1,200	1,608	756	2,544	168	1,471	1,791	1,335	2,779	1,002	1,367	1,342	1,575	3,119	322	743	1,560	1,334	1,540	1,438	3,080	1,417	1,540	1,720	1,015	1,070	745
VHT travel (hrs)	157.05	67.65	94.31	25.74	112.52	11.33	50.39	99.21	46.71	149.50	25.26	67.06	52.42	63.79	179.07	9.30	16.37	30.55	29.60	30.03	39.88	63.05	39.31	28.31	36.97	19.83	20.90	13.72
VHD delay (hrs)	107.79	47.65	67.52	13.13	348.40	8.53	25.87	69.36	53.19	268.95	8.56	44.27	30.06	37.55	139.08	3.92	3.97	4.55	9.06	6.33	17.76	15.66	17.51	4.61	10.51	4.21	4.44	2.25
Space mean speed (mph)	19	18	17	29	23	15	29	18	29	19	40	20	26	25	17	35	45	51	45	51	36	49	36	54	47	51	51	54
Segment density (veh/mi/lane)	77	81	89	60	68	88	59	80	61	81	45	69	62	64	79	53	30	36	34	35	50	28	50	33	32	34	34	32
Segment density (pc/mi/lane)	88	93	102	69	78																							

SEGMENT	29	30	31	32	33	34	35	36	37	38	39	40	41	42	43	44	45	46	47	48	49	50	51				
Segment Length (ft)	2,720	1,280	3,000	1,280	3,650	2,000	750	685	750	2,535	1,500	520	2,000		7,390	1,500	2,750	1,500		7,610	2,000	295	1,500		3,030	1,500	
Number of lanes	3	3	3	3	3	3	3	3	3	3	3	3	3		3	3	3	3		3	3	3	3		3	3	
Free Flow Speed (mph)	65	65	65	65	70	70	70	70	70	70	70	70	70		70	70	70	70		70	70	70	70		70	70	
Segment demand (vph)	4,185	4,860	4,860	4,860	4,537	4,537	5,350	5,350	5,350	4,057	5,087	5,087	5,087		5,087	5,087	4,469	4,872		4,872	4,872	4,872	4,872		3,880	4,193	
On-Ramp demand (vph)				323						1,293							618									992	
Off-Ramp demand (vph)		675						813				1,030															313
Ramp-to-Ramp demand (vph)																											
Travel time per vehicle (min)	0.66	0.26	0.85	0.28	0.90	0.49	0.15	0.23	0.16	0.57	0.30	0.16	0.60		2.21	0.31	0.68	0.29		2.10	0.54	0.08	0.30		0.66	0.29	
VMTD Veh-miles (Demand)	2,156	1,178	2,761	1,178	3,136	1,719	760	694	760	1,948	1,445	501	1,927		7,120	1,445	2,328	1,384		7,022	1,845	272	1,384		2,227	1,191	
VMTV Veh-miles (Volume)	2,156	1,178	2,761	1,178	3,136	1,719	760	694	760	1,948	1,445	501	1,927		7,120	1,445	2,328	1,384		7,022	1,838	271	1,378		2,215	1,185	
VHT travel (hrs)	46.28	21.43	69.24	22.43	68.10	37.32	13.11	20.31	14.52	38.42	25.03	13.19	50.74		187.47	25.88	50.36	23.50		170.48	43.77	6.46	24.38		42.41	19.98	
VHD delay (hrs)	13.12	3.30	26.76	4.31	23.30	12.77	2.25	10.40	3.66	10.60	4.39	6.03	23.21		85.76	5.24	17.11	3.73		70.16	17.52	2.58	4.70		10.77	3.06	
Space mean speed (mph)	47	55	40	53	46	46	58	34	52	51	58	38	38		38	56	46	59		41	42	42	57		52	59	
Segment density (veh/mi/lane)	30	29	41	31	33	33	31	52	34	27	29	45	45		45	30	32	28		39	39	39	29		25	23	
Segment density (pc/mi/lane)	34	34	47	35	38	38	35	60	39	31	34	51	51		51	35	37	32		45	44	44	33		28	27	
Tolled Express Lane	GP	GP	GP	GP	GP	GP	GP	GP	GP	GP	GP	GP	GP		GP	GP	GP	GP		GP	GP	GP	GP		GP	GP	
Space mean speed (mph)	47	55	40	53	46	46	58	34	52	51	58	38	38		38	56	46	59		41	42	42	57		52	59	
Travel time per vehicle (min)	0.66	0.26	0.85	0.28	0.90	0.49	0.15	0.23	0.16	0.57	0.30	0.16	0.60		2.21	0.31	0.68	0.29		2.10	0.54	0.08	0.30		0.66	0.29	
Volume (vph)	-	-	-	-	-	-	-	-	-	-	-	-	-		-	-	-	-		-	-	-	-		-	-	
Level of Service (LOS)																											

4:30 PM	D	C	E	C	D	D	D	E	D	C	C	E	E	E	E	C	D	C		D	D	B	C	B
4:45 PM	E	D	F	C	E	E	D	F	D	D	D	F	F	F	F	C	E	C		E	E	E	C	C
5:00 PM	E	D	F	C	E	E	D	F	D	D	D	F	F	F	F	C	D	C		E	E	E	C	B
5:15 PM	E	D	F	C	E	E	D	F	D	D	D	F	F	F	F	C	D	C		F	F	F	C	C
5:30 PM	D	C	E	C	D	D	D	F	D	D	C	E	E	E	E	C	D	C		E	E	E	C	C
5:45 PM	D	C	E	C	E	E	D	F	D	D	D	F	F	F	C	E	C		F	F	F	C	D	C
6:00 PM	E	D	F	C	E	E	D	F	E	D	D	F	F	F	D	E	C		F	F	F	C	D	C
6:15 PM	E	D	F	C	E	E	D	F	D	D	D	F	F	F	D	D	C		E	F	F	C	D	C

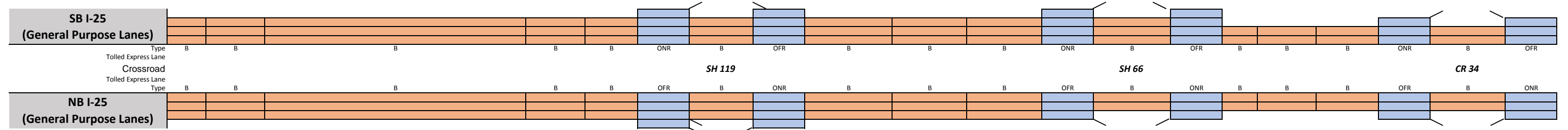


4:30 PM	D	C	D	D	D	D	C	D	C	D	F	F	F	F	F	F	E	C		F	F	D	E	C
4:45 PM	D	D	D	D	E	E	F	D	F	E	F	F	F	F	F	F	E	C		F	F	F	E	C
5:00 PM	D	F	D	F	E	E	F	D	F	D	F	F	F	F	F	F	F	F		F	F	F	E	C
5:15 PM	E	F	D	F	E	E	F	D	F	E	F	F	F	F	F	F	F	F		F	F	F	E	F
5:30 PM	E	F	D	F	D	D	F	D	F	E	F	F	F	F	F	F	E	C		F	F	F	E	F
5:45 PM	E	F	D	F	D	D	F	D	F	C	F	F	F	F	F	F	F	F		F	F	F	F	F
6:00 PM	E	F	D	F	E	E	F	D	F	C	F	F	F	F	F	F	F	F		F	F	F	D	F
6:15 PM	E	F	D	F	E	E	F	D	F	E	F	F	F	F	F	F	E	C		F	F	F	F	F

SEGMENT	29	30	31	32	33	34	35	36	37	38	39	40	41	42	43	44	45	46	47	48	49	50	51			
Segment Length (ft)	2,714	935	2,976	750	2,725	2,000	1,500	645	1,500	2,005	1,500	1,470	2,000		7,240	1,500	2,955	1,500		7,555	2,000	155	1,500		3,580	750
Number of lanes	3	3	4	3	3	3	3	4	3	3	3	3	3		3	3	3	3		3	3	3	3		3	3
Free Flow Speed (mph)	65	65	65	65	70	70	70	70	70	70	70	70	70		70	70	70	70		70	70	70	70		70	70
Segment demand (vph)	5,057	5,780	5,780	5,780	5,120	5,120	6,074	6,074	6,074	5,111	6,570	6,570	6,570		6,570	6,570	5,788	6,326		6,326	6,326	6,326	6,326		5,342	5,816
On-Ramp demand (vph)		723					954				1,459															474
Off-Ramp demand (vph)				660					963							782								984		
Ramp-to-Ramp demand (vph)																										
Travel time per vehicle (min)	0.66	0.20	0.67	0.15	0.63	0.47	0.31	0.14	0.30	0.44	0.32	0.52	0.71		2.59	0.29	0.72	0.31		3.01	0.80	0.06	0.30		0.93	0.15
VMTD Veh-miles (Demand)	2,599	1,024	3,258	821	2,642	1,939	1,726	742	1,726	1,941	1,866	1,829	2,489		9,009	1,866	3,239	1,797		9,052	2,396	186	1,797		3,622	826
VMTV Veh-miles (Volume)	2,257	905	2,882	726	2,342	1,719	1,560	671	1,560	1,750	1,627	1,594	2,169		7,851	1,627	2,819	1,584		8,063	2,134	165	1,601		3,213	741
VHT travel (hrs)	47.95	17.35	57.30	13.20	47.96	35.20	28.69	12.92	27.07	33.45	30.39	50.10	68.16		246.73	28.00	60.08	28.86		282.45	74.77	5.79	27.72		73.37	13.19
VHD delay (hrs)	13.23	3.42	12.96	2.02	14.50	10.64	6.40	3.33	4.78	8.45	256.19	27.32	37.18		134.58	4.77	19.81	6.24		167.27	44.28	3.43	4.85		27.47	2.61
Space mean speed (mph)	47	52	50	55	49	49	54	52	58	52	54	32	32		32	58	47	55		29	29	29	58		44	56
Segment density (veh/mi/lane)	31	33	25	31	31	31	34	26	32	29	36	60	60		60	33	36	34		66	66	66	33		36	31
Segment density (pc/mi/lane)	35	37	29	35	35	35	38	30	36	32	40	68	68		68	37	40	38		76	76	76	37		41	36
Tolled Express Lane	GP	GP	GP	GP	GP	GP	GP	GP	GP	GP	GP	GP	GP		GP	GP	GP	GP		GP	GP	GP	GP		GP	GP
Space mean speed (mph)	47	52	50	55	49	49	54	52	58	52	54	32	32		32	58	47	55		29	29	29	58		44	56
Travel time per vehicle (min)	0.66	0.20	0.67	0.15	0.63	0.47	0.31	0.14	0.30	0.44	0.32	0.52	0.71		2.59	0.29	0.72	0.31		3.01	0.80	0.06	0.30		0.93	0.15
Volume (vph)	-	-	-	-	-	-	-	-	-	-	-	-	-		-	-	-	-		-	-	-	-		-	-

SEGMENT	52	53	54	55	56	57	58	59	60	61	62	63	64	65	66	67	68	69	70	71	
Segment Length (ft)	400	2,000		14,995	2,000	745	750	4,315	1,500	3,500	3,000	3,240	1,500	2,995	1,500	490	2,000	2,280	1,500	2,995	1,500
Number of lanes	3	3		3	3	3	3	3	3	3	3	3	3	3	3	2	2	2	2	2	2
Free Flow Speed (mph)	70	70		70	70	70	70	70	70	70	70	70	70	70	70	70	70	70	70	70	70
Segment demand (vph)	4,193	4,193		4,193	4,193	4,193	4,193	3,068	3,740	3,740	3,740	3,740	3,150	3,778	3,778	3,778	3,778	3,778	3,778	3,417	3,617
On-Ramp demand (vph)							1,125					590								361	
Off-Ramp demand (vph)								672							628						
Ramp-to-Ramp demand (vph)																					
Travel time per vehicle (min)	0.09	0.46		3.44	0.46	0.17	0.15	0.86	0.29	0.74	0.64	0.69	0.29	0.60	0.29	0.19	0.79	0.90	0.33	1.03	0.37
VMTD Veh-miles (Demand)	318	1,588		11,908	1,588	592	596	2,507	1,063	2,479	2,125	2,295	1,063	1,787	1,073	351	1,431	1,631	1,073	1,938	1,028
VMTV Veh-miles (Volume)	316	1,580		11,844	1,580	588	592	2,489	1,055	2,461	2,110	2,279	1,055	1,772	1,064	348	1,419	1,618	1,064	1,920	1,027
VHT travel (hrs)	6.37	31.85		238.78	31.85	11.86	10.39	43.61	17.98	46.03	39.45	42.61	18.19	31.21	18.11	12.04	49.16	56.04	20.49	58.31	22.03
VHD delay (hrs)	1.86	9.28		69.58	9.28	3.46	1.93	8.05	2.91	10.87	9.31	10.06	3.12	5.90	2.90	7.08	28.89	32.93	5.29	30.88	7.35
Space mean speed (mph)	50	50		50	50	50	57	57	59	53	53	53	58	57	59	29	29	29	29	52	33
Segment density (veh/mi/lane)	28	28		28	28	28	24	18	21	23	23	23	21	18	21	65	65	65	29	51	38
Segment density (pc/mi/lane)	32	32		32	32	32	28	20	24	27	27	27	25	21	24	75	75	75	33	59	44
Tolled Express Lane	GP	GP		GP	GP	GP	GP	GP	GP	GP	GP	GP	GP	GP	GP	GP	GP	GP	GP	GP	GP
Space mean speed (mph)	50	50		50	50	50	57	57	59	53	53	53	58	57	59	29	29	29	29	52	33
Travel time per vehicle (min)	0.09	0.46		3.44	0.46	0.17	0.15	0.86	0.29	0.74	0.64	0.69	0.29	0.60	0.29	0.19	0.79	0.90	0.33	1.03	0.37
Volume (vph)	-	-		-	-	-	-	-	-	-	-	-	-	-	-	-	-	-	-	-	-
Level of Service (LOS)																					

4:30 PM	C	C	C	C	C	C	B	C	C	C	C	B	B	B	E	E	E	C	D	C
4:45 PM	D	D	D	D	D	C	C	C	D	D	D	B	C	C	F	F	F	D	F	D
5:00 PM	D	D	D	D	D	C	C	C	D	D	D	B	C	C	F	F	F	D	F	D
5:15 PM	D	D	D	D	D	C	C	C	D	D	D	B	C	C	F	F	F	F	F	F
5:30 PM	D	D	D	D	D	C	C	C	D	D	D	B	C	C	F	F	F	D	F	F
5:45 PM	D	D	D	D	D	C	C	C	D	D	D	C	C	C	F	F	F	F	F	E
6:00 PM	D	D	D	D	D	C	C	C	D	D	D	B	C	C	F	F	F	F	F	F
6:15 PM	D	D	D	D	D	C	C	C	D	D	D	B	C	C	F	F	F	D	F	D

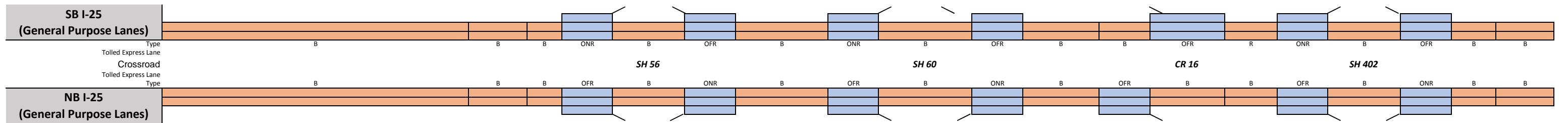


4:30 PM	F	F	F	F	F	C	C	C	E	E	D	F	F	F	F	F	F	F	F	E	D
4:45 PM	F	F	F	F	F	C	D	C	E	F	F	F	F	F	F	F	F	F	F	F	F
5:00 PM	F	F	F	F	F	C	C	F	F	F	F	F	F	F	F	F	F	F	F	F	F
5:15 PM	F	F	F	F	F	F	F	F	F	F	F	F	F	F	F	F	F	F	F	F	F
5:30 PM	F	F	F	F	F	F	F	F	F	F	F	F	F	F	F	F	F	F	F	F	F
5:45 PM	F	F	F	F	F	F	F	F	F	F	F	F	F	F	F	F	F	F	F	F	F
6:00 PM	F	F	F	F	F	F	F	F	F	F	F	F	F	F	F	F	F	F	F	F	F
6:15 PM	F	F	F	F	F	F	F	F	F	F	F	F	F	F	F	F	F	F	F	F	F

SEGMENT	52	53	54	55	56	57	58	59	60	61	62	63	64	65	66	67	68	69	70	71	
Segment Length (ft)	735	2,000		15,000	2,000	1,635	1,500	2,325	1,500	3,850	3,000	3,040	1,500	3,185	1,500	500	2,000	2,245	1,500	3,035	1,500
Number of lanes	3	3		3	3	3	3	3	3	3	3	3	3	2	2	2	2	2	2	2	2
Free Flow Speed (mph)	70	70		70	70	70	70	70	70	70	70	70	70	70	70	70	70	70	70	70	70
Segment demand (vph)	5,816	5,816		5,816	5,816	5,816	5,816	4,219	5,206	5,206	5,206	5,206	4,253	4,799	4,799	4,799	4,799	4,799	4,799	4,052	4,250
On-Ramp demand (vph)								987							546						198
Off-Ramp demand (vph)												953									747
Ramp-to-Ramp demand (vph)																					
Travel time per vehicle (min)	0.23	0.62		4.82	0.82	0.66	0.62	1.93	0.97	2.88	2.38	2.41	1.19	1.54	0.32	0.20	0.80	0.89	0.31	0.79	0.32
VMTD Veh-miles (Demand)	810	2,203		16,523	2,203	1,801	1,652	1,858	1,479	3,796	2,958	2,997	1,479	2,565	1,363	454	1,818	2,040	1,363	2,329	1,207
VMTV Veh-miles (Volume)	726	1,975		13,871	1,830	1,482	1,348	1,451	1,162	2,875	2,238	2,268	1,119	1,937	1,067	356	1,423	1,597	1,067	1,816	954
VHT travel (hrs)	19.73	53.70		392.28	65.69	52.98	48.76	106.10	66.29	189.02	156.21	158.36	77.89	82.26	20.28	12.46	49.85	55.95	19.25	41.39	17.73
VHD delay (hrs)	9.37	25.49		194.13	39.55	31.81	29.50	85.37	110.49	147.95	124.24	125.96	61.91	54.59	5.04	7.38	29.52	33.14	4.00	15.44	4.10
Space mean speed (mph)	37	37		35	28	28	28	14	18	15	14	14	14	24	53	29	29	29	29	55	44
Segment density (veh/mi/lane)	47	47		46	58	57	57	80	78	86	92	92	91	68	27	66	66	66	66	31	36
Segment density (pc/mi/lane)	54	54		53	66	66	66	92	89	99	105	105	105	78	31	76	76	76	76	36	41
Tolled Express Lane	GP	GP		GP	GP	GP	GP	GP	GP	GP	GP	GP	GP	GP	GP	GP	GP	GP	GP	GP	GP
Space mean speed (mph)	37	37		35	28	28	28	14	18	15	14	14	14	24	53	29	29	29	29	55	44
Travel time per vehicle (min)	0.23	0.62		4.82	0.82	0.66	0.62	1.93	0.97	2.88	2.38	2.41	1.19	1.54	0.32	0.20	0.80	0.89	0.31	0.79	0.32
Volume (vph)	-	-		-	-	-	-	-	-	-	-	-	-	-	-	-	-	-	-	-	-
Level of Service (LOS)																					

SEGMENT	72	73	74	75	76	77	78	79	80	81	82	83	84	85	86	87	88	89	90
Segment Length (ft)	18,155	2,000	425	1,500	3,020	1,500	4,340	1,500	3,245	1,500	5,790	3,075	750	895	1,165	2,870	750	705	2,000
Number of lanes	2	2	2	2	2	2	2	2	2	2	2	2	2	2	2	2	2	2	2
Free Flow Speed (mph)	70	70	70	70	70	70	70	70	70	70	70	70	70	70	70	70	70	70	70
Segment demand (vph)	3,617	3,621	3,621	3,621	3,293	3,986	3,986	3,986	3,315	4,171	4,171	4,171	4,741	4,741	4,741	3,977	4,720	4,720	4,720
On-Ramp demand (vph)				328				671							764				
Off-Ramp demand (vph)						693				856			570				743		
Ramp-to-Ramp demand (vph)																			
Travel time per vehicle (min)	5.15	0.50	0.11	0.31	0.68	0.31	1.22	0.31	0.71	0.31	1.62	0.86	0.15	0.19	0.25	1.64	0.26	0.25	0.70
VMTD Veh-miles (Demand)	12,437	1,372	291	1,029	1,883	1,132	3,276	1,132	2,037	1,185	4,574	2,429	673	804	1,046	2,162	670	630	1,788
VMTV Veh-miles (Volume)	12,437	1,168	248	876	1,576	942	2,726	942	1,626	940	3,629	1,928	534	637	829	1,627	504	473	1,344
VHT travel (hrs)	310.19	25.80	5.48	16.17	31.34	16.97	67.19	17.30	31.51	17.00	89.25	47.40	9.57	12.17	15.85	81.66	15.62	14.55	41.34
VHD delay (hrs)	132.52	9.11	1.94	3.66	8.83	3.51	28.24	3.84	8.29	3.57	37.40	19.86	1.94	3.08	4.01	58.42	8.43	7.79	22.14
Space mean speed (mph)	40	45	45	54	50	56	41	54	52	55	41	41	56	52	52	20	32	33	33
Segment density (veh/mi/lane)	45	34	34	26	27	26	41	25	26	27	41	41	31	39	27	75	55	54	55
Segment density (pc/mi/lane)	52	39	39	30	32	30	47	28	29	32	47	47	36	44	31	86	63	63	63
Tolled Express Lane	GP	GP	GP	GP	GP	GP	GP	GP	GP	GP	GP	GP	GP	GP	GP	GP	GP	GP	GP
Space mean speed (mph)	40	45	45	54	50	56	41	54	52	55	41	41	56	52	52	20	32	33	33
Travel time per vehicle (min)	5.15	0.50	0.11	0.31	0.68	0.31	1.22	0.31	0.71	0.31	1.62	0.86	0.15	0.19	0.25	1.64	0.26	0.25	0.70
Volume (vph)	-	-	-	-	-	-	-	-	-	-	-	-	-	-	-	-	-	-	-
Level of Service (LOS)																			

4:30 PM	D	D	D	C	D	C	E	C	D	D	F	F	F	F	F	D	F	F	F
4:45 PM	F	E	E	D	D	F	F	F	D	F	F	F	F	F	F	F	F	F	F
5:00 PM	F	E	E	D	D	F	F	F	D	F	F	F	F	F	F	F	F	F	F
5:15 PM	F	F	F	F	D	F	F	F	D	F	F	F	F	F	F	F	F	F	F
5:30 PM	E	E	E	D	D	F	F	F	D	F	F	F	F	F	F	F	F	F	F
5:45 PM	F	E	E	D	D	F	F	F	D	F	F	F	F	F	F	F	F	F	F
6:00 PM	E	E	E	D	D	F	F	F	D	F	F	F	F	F	F	F	F	F	F
6:15 PM	D	D	D	D	D	D	F	D	D	F	F	F	F	F	F	F	F	F	F

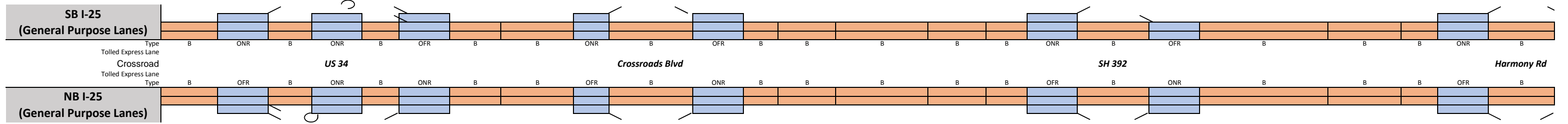


4:30 PM	F	F	F	E	E	F	F	F	F	F	F	F	F	F	F	D	D	D	F	F
4:45 PM	F	F	F	F	F	F	F	F	F	F	F	F	F	F	F	F	F	F	F	F
5:00 PM	F	F	F	F	F	F	F	F	F	F	F	F	F	F	F	D	D	D	F	F
5:15 PM	F	F	F	F	F	F	F	F	F	F	F	F	F	F	F	F	D	D	F	F
5:30 PM	F	F	F	F	F	F	F	F	F	F	F	F	F	F	F	F	D	D	F	F
5:45 PM	F	F	F	F	F	F	F	F	F	F	F	F	F	F	F	F	D	D	F	F
6:00 PM	F	F	F	F	F	F	F	F	F	F	F	F	F	F	F	F	D	D	F	F
6:15 PM	F	F	F	F	F	F	F	F	F	F	F	F	F	F	F	F	D	D	F	C

SEGMENT	72	73	74	75	76	77	78	79	80	81	82	83	84	85	86	87	88	89	90
Segment Length (ft)	18,150	2,000	500	1,500	2,890	1,500	4,225	1,500	4,255	1,500	3,160	1,500	3,095	1,610	1,500	2,930	1,500	1,095	2,000
Number of lanes	2	2	2	2	2	2	2	2	2	2	2	2	2	2	2	2	2	2	2
Free Flow Speed (mph)	70	70	70	70	70	70	70	70	70	70	70	70	70	70	70	70	70	70	70
Segment demand (vph)	4,250	4,250	4,250	4,250	3,938	4,396	4,396	4,396	3,834	4,533	4,533	4,533	4,092	4,092	4,092	3,193	3,895	3,895	3,895
On-Ramp demand (vph)						458				699									
Off-Ramp demand (vph)				312				562				441			899				
Ramp-to-Ramp demand (vph)																			
Travel time per vehicle (min)	12.27	0.90	0.22	0.68	1.65	0.55	1.60	0.56	2.41	0.33	1.26	0.30	0.90	0.47	0.31	0.64	0.32	0.31	0.57
VMTD Veh-miles (Demand)	14,609	1,610	402	1,207	2,155	1,249	3,518	1,249	3,090	1,288	2,713	1,288	2,399	1,248	1,163	1,772	1,107	808	1,475
VMTV Veh-miles (Volume)	11,507	1,263	316	946	1,685	1,005	2,830	1,005	2,464	1,067	2,248	1,067	1,979	1,029	959	1,465	949	693	1,266
VHT travel (hrs)	684.86	50.28	12.13	37.96	84.50	32.26	94.11	32.88	122.99	20.57	78.76	19.09	50.41	26.22	17.39	28.32	17.56	17.32	31.63
VHD delay (hrs)	520.47	32.24	7.62	24.44	60.43	17.91	53.68	18.53	87.79	5.32	46.64	3.84	22.14	11.52	3.69	7.40	4.00	7.42	13.55
Space mean speed (mph)	17	25	26	25	20	31	30	31	20	52	29	56	39	39	55	52	54	40	40
Segment density (veh/mi/lane)	100	66	64	67	77	57	59	58	76	29	66	31	43	43	28	26	26	42	42
Segment density (pc/mi/lane)	115	76	74	77	89	65	68	67	88	33	76	36	49	49	32	29	30	48	48
Tolled Express Lane	GP	GP	GP	GP	GP	GP	GP	GP	GP	GP	GP	GP	GP	GP	GP	GP	GP	GP	GP
Space mean speed (mph)	17	25	26	25	20	31	30	31	20	52	29	56	39	39	55	52	54	40	40
Travel time per vehicle (min)	12.27	0.90	0.22	0.68	1.65	0.55	1.60	0.56	2.41	0.33	1.26	0.30	0.90	0.47	0.31	0.64	0.32	0.31	0.57
Volume (vph)	-	-	-	-	-	-	-	-	-	-	-	-	-	-	-	-	-	-	-
Level of Service (LOS)																			

SEGMENT	91	92	93	94	95	96	97	98	99	100	101	102	103	104	105	106	107	108	109	110	111	112	113	114
Segment Length (ft)	2,640	1,500	405	755	1,250	1,500	1,435	3,000	1,500	3,480	1,500	700	2,000	4,255	2,000	460	1,500	3,240	1,500	6,730	3,000	455	1,500	3,025
Number of lanes	2	2	2	2	2	2	2	2	2	2	2	2	2	2	2	2	2	2	2	2	2	2	2	2
Free Flow Speed (mph)	70	70	70	70	70	70	70	70	70	70	70	70	70	70	70	70	70	70	70	70	70	70	70	70
Segment demand (vph)	4,720	4,720	3,883	3,883	3,310	4,407	4,407	4,407	4,407	3,547	4,292	4,292	4,292	4,292	4,300	4,300	4,300	3,788	4,760	4,760	4,760	4,760	4,760	3,529
On-Ramp demand (vph)		837		573					860								512						1,231	
Off-Ramp demand (vph)						1,097					745								972					
Ramp-to-Ramp demand (vph)																								
Travel time per vehicle (min)	0.89	0.49	0.28	0.53	1.44	0.98	0.92	1.93	0.91	4.22	1.19	0.53	1.50	3.35	0.55	0.13	0.32	0.73	0.31	2.22	0.99	0.15	0.32	2.02
VMTD Veh-miles (Demand)	2,360	1,341	298	555	784	1,252	1,198	2,504	1,252	2,338	1,219	569	1,626	3,459	1,629	375	1,222	2,324	1,352	6,067	2,705	410	1,352	2,022
VMTV Veh-miles (Volume)	1,781	1,017	211	394	518	830	797	1,673	843	1,401	757	359	1,031	2,234	1,360	313	1,020	1,889	1,101	4,942	2,203	334	1,101	1,666
VHT travel (hrs)	53.10	29.32	12.94	24.19	52.40	47.68	45.19	94.52	44.83	149.58	52.97	23.71	68.24	154.79	32.69	7.52	18.90	37.70	20.02	143.76	64.09	9.72	20.98	98.13
VHD delay (hrs)	27.65	14.79	9.92	18.57	45.01	35.82	33.80	70.62	37.92	129.57	42.15	18.58	53.51	122.87	13.26	3.05	4.33	10.72	4.29	73.17	32.62	4.95	302.91	74.33
Space mean speed (mph)	34	35	16	16	10	17	18	18	19	9	14	15	15	14	42	42	54	50	55	34	34	34	52	17
Segment density (veh/mi/lane)	53	52	84	85	111	84	83	83	79	113	93	89	90	96	43	43	26	31	35	56	56	56	28	86
Segment density (pc/mi/lane)	61	59	97	97	127	97	96	96	91	130	107	103	104	110	48	48	29	34	39	63	63	63	31	94
Tolled Express Lane	GP	GP	GP	GP	GP	GP	GP	GP	GP	GP	GP	GP	GP	GP	GP	GP	GP	GP	GP	GP	GP	GP	GP	GP
Space mean speed (mph)	34	35	16	16	10	17	18	18	19	9	14	15	15	14	42	42	54	50	55	34	34	34	52	17
Travel time per vehicle (min)	0.89	0.49	0.28	0.53	1.44	0.98	0.92	1.93	0.91	4.22	1.19	0.53	1.50	3.35	0.55	0.13	0.32	0.73	0.31	2.22	0.99	0.15	0.32	2.02
Volume (vph)	-	-	-	-	-	-	-	-	-	-	-	-	-	-	-	-	-	-	-	-	-	-	-	-
Level of Service (LOS)																								

4:30 PM	F	F	F	F	F	F	F	F	F	D	F	F	F	F	F	F	F	D	F	F	F	F	F	E
4:45 PM	F	F	F	F	F	F	F	F	F	F	F	F	F	F	F	F	F	F	F	F	F	F	F	F
5:00 PM	F	F	F	F	F	F	F	F	F	F	F	F	F	F	F	F	F	D	F	F	F	F	F	F
5:15 PM	F	F	F	F	F	F	F	F	F	F	F	F	F	F	F	F	F	D	F	F	F	F	F	F
5:30 PM	F	F	F	F	F	F	F	F	F	F	F	F	F	F	F	F	F	D	F	F	F	F	F	F
5:45 PM	F	F	F	F	F	F	F	F	F	F	F	F	F	F	F	F	F	D	F	F	F	F	F	F
6:00 PM	F	F	F	F	F	F	F	F	F	F	F	F	F	F	F	F	F	F	F	F	F	F	F	F
6:15 PM	F	F	F	F	F	F	F	F	F	F	F	F	F	F	F	F	F	F	F	F	F	F	F	F

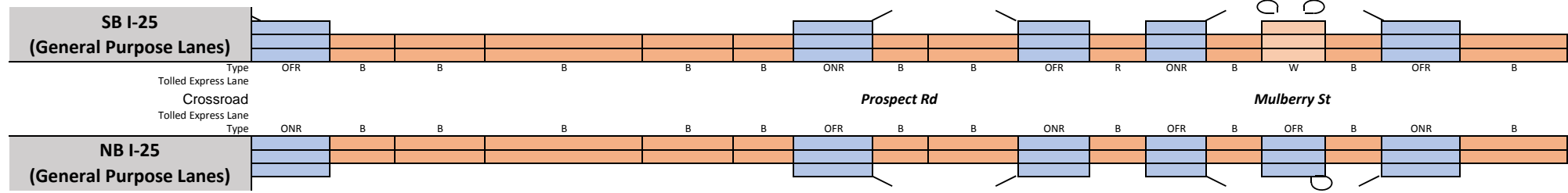


4:30 PM	F	C	C	C	E	F	F	F	F	D	F	F	F	F	F	F	F	F	F	F	F	F	F	D
4:45 PM	F	F	D	C	D	F	F	F	F	E	F	F	F	F	F	F	F	F	F	F	F	F	F	D
5:00 PM	F	C	C	E	F	F	F	F	F	F	F	F	F	F	F	F	F	F	F	F	F	F	F	C
5:15 PM	F	F	D	F	F	F	F	F	F	E	F	F	F	F	F	F	F	F	F	F	F	F	F	C
5:30 PM	F	C	C	F	F	F	F	F	F	D	F	F	F	F	F	F	F	F	F	F	F	F	F	C
5:45 PM	F	F	B	F	F	F	F	F	F	F	F	F	F	F	F	F	F	F	F	F	F	F	F	C
6:00 PM	F	F	F	F	F	F	F	F	F	F	F	F	F	F	F	F	F	F	F	F	F	F	F	E
6:15 PM	E	F	F	F	F	F	F	F	F	F	F	F	F	F	F	F	F	F	F	F	F	F	F	D

SEGMENT	91	92	93	94	95	96	97	98	99	100	101	102	103	104	105	106	107	108	109	110	111	112	113	114
Segment Length (ft)	1,925	1,500	1,050	1,500	600	1,500	1,545	3,000	540	3,680	1,500	500	2,000	4,255	2,000	900	1,500	2,900	1,500	6,630	3,000	600	1,500	2,565
Number of lanes	2	2	2	2	2	2	2	2	2	2	2	2	2	2	2	2	2	2	2	2	2	2	2	2
Free Flow Speed (mph)	70	70	70	70	70	70	70	70	70	70	70	70	70	70	70	70	70	70	70	70	70	70	70	70
Segment demand (vph)	3,895	3,895	2,866	3,474	3,474	4,210	4,210	4,210	4,210	3,521	4,154	4,154	4,154	4,154	4,154	4,154	4,154	3,455	4,222	4,222	4,222	4,222	4,222	3,092
On-Ramp demand (vph)				608		736							633											
Off-Ramp demand (vph)		1,029							689								699							1,130
Ramp-to-Ramp demand (vph)																								
Travel time per vehicle (min)	0.55	0.31	0.21	0.46	0.33	0.33	0.62	1.19	0.11	0.95	0.32	0.20	0.80	2.61	0.71	0.31	0.51	1.68	0.33	2.64	1.19	0.24	0.31	0.43
VMTD Veh-miles (Demand)	1,420	1,107	570	987	395	1,196	1,232	2,392	431	2,454	1,180	393	1,573	3,348	1,573	708	1,180	1,898	1,199	5,301	2,399	480	1,199	1,502
VMTV Veh-miles (Volume)	1,218	949	488	861	343	1,067	1,099	2,134	384	2,177	1,067	356	1,423	2,900	1,363	613	1,022	1,642	1,067	4,717	2,134	427	1,067	1,322
VHT travel (hrs)	30.44	17.32	8.58	23.13	16.51	20.46	38.51	74.77	6.94	49.72	20.28	12.46	49.85	156.30	42.69	18.85	30.82	83.50	20.44	165.25	74.77	14.95	19.58	19.41
VHD delay (hrs)	13.04	3.76	1.61	10.83	11.61	5.22	22.80	44.28	1.45	18.62	5.03	7.38	29.52	114.87	23.22	10.09	16.22	60.05	5.20	97.86	44.28	8.86	4.33	0.52
Space mean speed (mph)	40	55	57	37	21	52	29	29	55	44	53	29	29	19	32	33	33	20	52	29	29	29	55	68
Segment density (veh/mi/lane)	42	22	20	41	73	28	66	66	31	36	26	66	66	97	56	55	54	76	28	66	66	66	30	20
Segment density (pc/mi/lane)	48	25	24	47	84	32	76	76	35	41	30	76	76	112	65	64	62	87	32	76	76	76	35	23
Tolled Express Lane	GP	GP	GP	GP	GP	GP	GP	GP	GP	GP	GP	GP	GP	GP	GP	GP	GP	GP	GP	GP	GP	GP	GP	GP
Space mean speed (mph)	40	55	57	37	21	52	29	29	55	44	53	29	29	19	32	33	33	20	52	29	29	29	55	68
Travel time per vehicle (min)	0.55	0.31	0.21	0.46	0.33	0.33	0.62	1.19	0.11	0.95	0.32	0.20	0.80	2.61	0.71	0.31	0.51	1.68	0.33	2.64	1.19	0.24	0.31	0.43
Volume (vph)	-	-	-	-	-	-	-	-	-	-	-	-	-	-	-	-	-	-	-	-	-	-	-	-
Level of Service (LOS)																								

SEGMENT	115	116	117	118	119	120	121	122	123	124	125	126	127	128	129	130	131		
Segment Length (ft)	1,500	500	2,000	4,840	2,000	500	1,500	535	2,000	775	715	1,160	700	420	750	1,500	2,700	276,955	
Number of lanes	2	2	2	2	2	2	2	2	2	2	2	2	2	3	2	2	2		
Free Flow Speed (mph)	70	70	70	70	70	70	70	70	70	70	70	70	70	70	70	70	70		
Segment demand (vph)	4,182	4,182	4,182	4,182	4,182	4,182	4,182	3,223	3,223	3,462	3,462	3,462	2,730	2,766	1,593	2,048	2,048		
On-Ramp demand (vph)							959					732		1,173					
Off-Ramp demand (vph)	653									239				36		455			
Ramp-to-Ramp demand (vph)																			
Travel time per vehicle (min)	0.62	0.21	0.84	2.03	0.82	0.20	0.59	0.45	1.70	0.55	0.50	0.78	0.77	0.68	0.32	0.31	0.54	91.95	
VMTD Veh-miles (Demand)	1,188	396	1,584	3,834	1,584	396	1,188	327	1,221	508	469	761	362	220	226	582	1,047	224,706	
VMTV Veh-miles (Volume)	981	327	1,308	3,166	1,313	330	991	263	984	413	382	624	284	174	226	582	1,047	204,705	
VHT travel (hrs)	35.95	11.87	48.17	116.70	47.44	11.59	34.26	19.57	73.60	25.94	23.52	36.91	27.56	24.99	8.44	10.44	18.38	5,589.99	
VHD delay (hrs)	21.94	7.20	29.49	71.47	28.67	6.88	29.83	15.82	59.54	20.05	18.06	27.99	23.51	269.34	5.21	2.12	3.42	3,523.78	
Space mean speed (mph)	27	28	27	27	28	28	29	13	13	16	16	17	10	7	27	56	57	37	
Segment density (veh/mi/lane)	63	63	64	64	63	61	60	97	97	88	87	84	104	105	30	17	18	42	
Segment density (pc/mi/lane)	70	70	71	71	69	68	67	106	107	97	96	92	113	114	34	20	21	48	
Tolled Express Lane	GP	GP	GP	GP	GP	GP	GP	GP	GP	GP	GP	GP	GP	GP	GP	GP	GP	TEL	
Space mean speed (mph)	27	28	27	27	28	28	29	13	13	16	16	17	10	7	27	56	57	56	
Travel time per vehicle (min)	0.62	0.21	0.84	2.03	0.82	0.20	0.59	0.45	1.70	0.55	0.50	0.78	0.77	0.68	0.32	0.31	0.54	86.68	
Volume (vph)	-	-	-	-	-	-	-	-	-	-	-	-	-	-	-	-	-	-	5.27
Level of Service (LOS)																			

4:30 PM	D	F	F	F	F	F	D	D	D	C	C	C	C	B	B	B	B	
4:45 PM	F	F	F	F	F	F	F	F	F	D	C	C	C	B	B	B	B	C
5:00 PM	F	F	F	F	F	F	F	F	F	F	F	F	F	F	B	B	B	C
5:15 PM	F	F	F	F	F	F	F	F	F	F	F	F	F	F	F	B	B	C
5:30 PM	F	F	F	F	F	F	F	F	F	F	F	F	F	F	D	C	C	C
5:45 PM	F	F	F	F	F	F	F	F	F	F	F	F	F	F	C	C	C	C
6:00 PM	F	F	F	F	F	F	F	F	F	F	F	F	F	F	F	C	C	C
6:15 PM	F	F	F	F	F	F	F	F	F	F	F	F	F	F	F	C	C	C

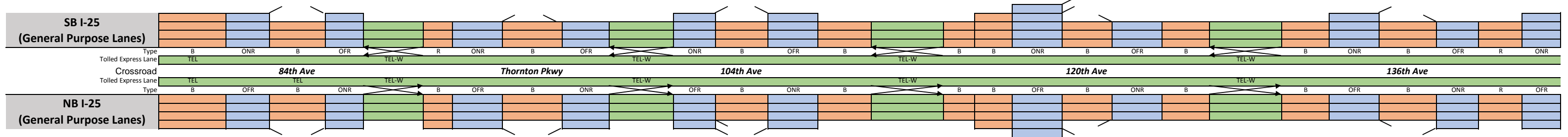


4:30 PM	F	F	F	F	F	F	D	D	C	E	D	C	B	B	B	B	C	
4:45 PM	F	F	F	F	F	F	E	E	F	F	F	D	C	C	B	B	D	
5:00 PM	F	F	F	F	F	F	D	D	C	E	D	C	B	B	B	B	C	
5:15 PM	F	F	F	F	F	F	D	D	C	E	D	C	C	B	B	B	C	
5:30 PM	F	F	F	F	F	F	D	D	C	E	D	C	B	B	B	B	C	
5:45 PM	F	F	F	F	F	F	E	E	F	F	F	D	C	C	B	B	D	
6:00 PM	F	F	F	F	F	F	E	E	C	F	D	D	C	C	C	C	D	
6:15 PM	F	F	F	F	F	F	E	E	C	F	D	D	C	B	C	C	D	

SEGMENT	115	116	117	118	119	120	121	122	123	124	125	126	127	128	129	130	131		
Segment Length (ft)	1,500	900	2,000	4,840	2,000	740	1,500	525	2,000	1,165	570	750	510	840	550	1,500	2,700	277,130	
Number of lanes	2	2	2	2	2	2	2	2	2	2	2	2	2	2	2	2	2		
Free Flow Speed (mph)	70	70	70	70	70	70	70	70	70	70	70	70	70	70	70	70	70		
Segment demand (vph)	4,066	4,066	4,066	4,066	4,066	4,066	4,066	3,210	3,210	3,511	3,511	3,511	2,609	2,609	1,875	2,491	2,491		
On-Ramp demand (vph)	974									301						616			
Off-Ramp demand (vph)							856					902		734					
Ramp-to-Ramp demand (vph)																			
Travel time per vehicle (min)	0.32	0.33	0.74	1.78	0.74	0.27	0.31	0.12	0.47	0.24	0.15	0.16	0.11	0.19	0.11	0.30	0.56	107.93	
VMTD Veh-miles (Demand)	1,155	693	1,540	3,727	1,540	570	1,155	319	1,216	775	379	499	252	415	195	708	1,274	258,672	
VMTV Veh-miles (Volume)	1,046	628	1,395	3,375	1,395	516	1,046	288	1,097	705	345	454	228	376	177	659	1,186	219,159	
VHT travel (hrs)	19.92	20.30	45.11	109.17	45.11	16.69	19.00	5.96	22.72	12.69	8.02	8.27	4.19	7.46	3.01	11.47	21.63	7,432.21	
VHD delay (hrs)	14.24	11.34	25.19	60.96	25.19	9.32	4.06	1.85	7.05	2.61	3.09	1.78	0.93	2.09	0.48	2.05	4.68	5,015.65	
Space mean speed (mph)	53	31	31	31	31	31	55	48	48	56	43	55	54	50	59	57	55	29	
Segment density (veh/mi/lane)	28	60	60	60	60	60	20	30	30	22	37	27	22	17	14	16	21	55	
Segment density (pc/mi/lane)	32	68	68	68	68	68	23	34	34	25	43	31	25	20	17	18	24	63	
Tolled Express Lane	GP	GP	GP	GP	GP	GP	GP	GP	GP	GP	GP	GP	GP	GP	GP	GP	GP	TEL	
Space mean speed (mph)	53	31	31	31	31	31	55	48	48	56	43	55	54	50	59	57	55	48	
Travel time per vehicle (min)	0.32	0.33	0.74	1.78	0.74	0.27	0.31	0.12	0.47	0.24	0.15	0.16	0.11	0.19	0.11	0.30	0.56	101.47	
Volume (vph)	-	-	-	-	-	-	-	-	-	-	-	-	-	-	-	-	-	-	6.46
Level of Service (LOS)																			

SEGMENT	1	2	3	4	5	6	7	8	9	10	11	12	13	14	15	16	17	18	19	20	21	22	23	24	25	26	27	28	
Segment Length (ft)	2,700	1,500	1,865	1,100	2,530	715	750	1,835	750	2,900	1,045	1,735	1,010	2,190	3,100	95	800	1,500	1,575	1,500	1,400	3,000	1,315	1,500	2,095	750	1,390	750	
Number of lanes	4	4	3	3	4	3	3	3	3	4	3	3	3	3	4	3	4	3	3	3	3	4	3	3	3	3	3	3	
Free Flow Speed (mph)	60	60	60	60	60	60	60	60	60	60	60	60	60	60	60	60	60	60	65	65	65	65	65	65	65	65	65	65	
Segment demand (vph)	6,384	6,384	5,118	5,739	6,825	5,299	5,299	4,234	4,846	6,370	4,968	3,780	4,636	4,636	6,037	4,850	4,850	4,850	3,513	4,634	4,634	5,821	5,029	5,029	3,797	4,177	4,177	4,177	
On-Ramp demand (vph)		1,266			1,526		1,065			1,402	1,188				1,187			1,337				792		1,232				878	
Off-Ramp demand (vph)				621	1,086				612	1,524			856		1,401					1,121		1,187				380			
Ramp-to-Ramp demand (vph)					933					1,265					1,006							732							
Travel time per vehicle (min)	0.76	0.29	0.57	0.24	0.86	0.21	0.19	0.50	0.17	0.78	0.24	0.44	0.22	0.65	0.85	0.03	0.20	0.34	0.36	0.31	0.40	0.73	0.44	0.33	0.50	0.15	0.30	0.16	
VMTD Veh-miles (Demand)	3,265	1,814	1,808	1,196	3,270	718	753	1,471	688	3,499	983	1,242	887	1,923	3,544	87	735	1,378	1,048	1,316	1,229	3,307	1,252	1,429	1,507	593	1,100	593	
VMTV Veh-miles (Volume)	3,063	1,702	1,668	1,102	3,015	705	741	1,471	688	3,499	983	1,242	887	1,923	3,544	87	735	1,378	1,048	1,316	1,229	3,307	1,252	1,429	1,507	593	1,100	593	
VHT travel (hrs)	76.36	29.07	44.51	21.50	90.07	18.11	16.13	35.52	13.37	82.82	20.20	27.80	17.25	50.50	85.65	2.44	16.02	27.55	21.11	24.19	30.87	71.16	36.47	27.61	31.57	10.76	20.60	11.11	
VHD delay (hrs)	25.31	0.71	16.70	3.13	179.38	6.35	38.64	11.00	1.89	24.50	3.82	7.10	2.47	18.45	26.58	0.98	3.78	4.59	4.99	3.94	11.97	20.28	17.20	5.63	8.39	1.63	3.68	1.98	
Space mean speed (mph)	40	59	37	51	33	39	46	41	52	42	49	45	51	38	41	36	46	50	50	54	40	46	34	52	48	55	53	53	
Segment density (veh/mi/lane)	37	26	42	34	47	45	38	34	31	37	34	28	30	41	36	45	26	32	24	28	39	31	49	32	27	25	26	26	
Segment density (pc/mi/lane)	44	30	49	40	55	52	44	40	37	43	40	33	35	48	41	53	31	38	28	33	45	36	57	38	31	30	31	31	
Tolled Express Lane	TEL				TEL-W					TEL-W					TEL-W						TEL-W								
Space mean speed (mph)	40	60	60	56	33	60	60	60	55	42	60	60	60	59	41	60	60	60	65	65	63	46	65	65	65	65	65	65	
Travel time per vehicle (min)	0.76	0.28	0.35	0.23	0.86	0.14	0.14	0.35	0.16	0.78	0.20	0.33	0.19	0.42	0.85	0.02	0.15	0.28	0.28	0.26	0.25	0.73	0.23	0.26	0.37	0.13	0.24	0.13	
Volume (vph)	1,085	1,085	1,085	1,085	933	1,525	1,525	1,525	1,525	1,265	1,402	1,402	1,402	1,402	1,006	1,187	1,187	1,187	1,187	1,187	1,187	732	793	793	793	793	793	793	
Level of Service (LOS)	D	C	C	C	D	C	C	C	D	D	C	C	C	C	C	C	C	C	C	C	C	B	B	B	B	B	B	B	

6:45 AM	D	C	E	C	E	C	C	C	C	D	C	C	C	D	E	E	C	B	C	D	E	D	F	C	D	D	D	C
7:00 AM	E	D	F	C	F	D	D	D	D	E	D	C	C	E	E	F	D	B	C	D	E	D	F	D	D	D	D	C
7:15 AM	E	D	F	F	E	D	D	D	D	E	D	D	C	E	E	F	D	B	D	D	F	E	F	D	D	D	D	C
7:30 AM	F	D	F	F	F	F	F	E	D	F	D	D	C	F	E	F	D	C	D	D	F	E	F	D	D	E	E	C
7:45 AM	E	D	F	F	F	F	F	E	D	F	D	D	C	F	E	F	D	C	D	D	E	E	F	D	D	D	D	C
8:00 AM	E	D	F	F	F	F	F	E	D	F	D	D	C	F	E	F	D	C	D	D	E	D	F	C	D	D	D	C
8:15 AM	E	D	F	F	F	F	D	E	D	E	D	D	C	E	E	F	D	C	D	D	E	D	F	C	D	D	D	C
8:30 AM	E	D	F	C	F	F	D	E	D	E	D	D	C	F	E	F	D	C	D	D	E	D	E	C	D	D	D	C

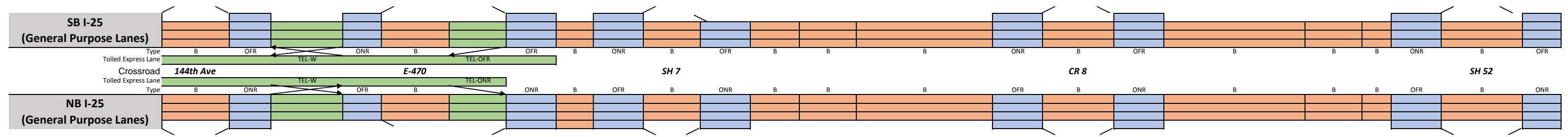


6:45 AM	C	B	B	B	B	B	A	B	B	B	B	C	C	D	B	D	C	A	C	C	C	B	D	C	C	C	C	C
7:00 AM	C	C	C	C	C	C	B	C	C	C	B	D	C	E	C	D	C	B	C	C	D	C	D	D	D	C	C	C
7:15 AM	C	C	C	C	C	C	B	C	C	C	B	D	C	D	C	D	C	B	C	C	D	B	D	D	C	C	C	C
7:30 AM	C	C	D	C	C	C	B	D	C	C	C	D	C	E	C	E	C	B	C	C	D	B	D	D	C	C	C	C
7:45 AM	D	C	D	C	C	C	B	D	C	C	D	C	C	E	C	E	C	B	C	C	D	C	D	D	C	C	C	C
8:00 AM	D	C	E	D	D	D	B	E	C	D	D	C	C	E	C	E	D	B	D	C	E	C	D	D	C	D	D	D
8:15 AM	D	C	D	D	D	D	B	D	C	D	C	D	C	E	C	E	D	B	D	C	E	C	E	D	D	C	C	C
8:30 AM	D	C	D	D	D	D	B	E	C	D	C	D	C	E	C	E	D	B	D	C	D	C	E	D	D	C	C	C

SEGMENT	1	2	3	4	5	6	7	8	9	10	11	12	13	14	15	16	17	18	19	20	21	22	23	24	25	26	27	28	
Segment Length (ft)	2,700	1,100	1,875	750	2,200	170	1,500	2,180	1,350	2,450	995	1,700	1,500	1,765	3,000	310	715	1,500	1,525	1,500	1,400	3,000	1,380	1,500	2,040	1,015	1,070	745	
Number of lanes	4	4	3	3	4	4	3	3	3	4	3	3	3	3	4	3	4	3	3	3	3	4	3	3	3	3	3	3	
Free Flow Speed (mph)	60	60	60	60	60	60	60	60	60	60	60	60	60	60	60	60	60	60	65	65	65	65	65	65	65	65	65	65	
Segment demand (vph)	4,529	4,529	3,534	4,090	4,412	4,083	4,083	3,513	4,095	4,424	4,109	3,458	4,182	4,182	4,497	4,232	4,232	4,232	3,178	3,973	3,973	4,238	4,070	4,070	3,392	3,979	3,979	3,979	
On-Ramp demand (vph)				556	322				582	329			724		315						795		265				587		
Off-Ramp demand (vph)		995			329		570			315	651				265			1,054				168		678				760	
Ramp-to-Ramp demand (vph)					300					296					242							135							
Travel time per vehicle (min)	0.65	0.21	0.46	0.17	0.53	0.04	0.33	0.53	0.31	0.59	0.22	0.41	0.34	0.46	0.62	0.08	0.17	0.33	0.33	0.32	0.33	0.57	0.33	0.31	0.45	0.21	0.23	0.15	
VMTD Veh-miles (Demand)	2,316	944	1,255	581	1,838	131	1,160	1,450	1,047	2,053	774	1,113	1,188	1,398	2,555	248	573	1,202	918	1,129	1,053	2,408	1,064	1,156	1,311	765	806	561	
VMTV Veh-miles (Volume)	2,316	944	1,255	581	1,838	131	1,160	1,450	1,047	2,053	774	1,113	1,188	1,398	2,555	248	573	1,202	918	1,129	1,053	2,408	1,064	1,156	1,311	765	806	561	
VHT travel (hrs)	48.72	15.88	26.94	11.72	38.77	2.69	22.35	30.96	21.00	43.30	14.93	23.54	23.83	32.11	46.46	5.75	11.78	23.39	17.55	21.13	21.97	40.13	22.52	20.94	25.55	14.23	15.01	10.26	
VHD delay (hrs)	10.13	0.15	6.03	2.04	8.13	0.50	3.02	6.79	3.55	9.08	2.02	4.98	4.03	8.81	3.87	1.61	2.23	3.35	3.43	3.76	5.76	3.09	6.16	3.15	5.39	2.47	2.60	1.62	
Space mean speed (mph)	48	59	47	50	47	49	52	47	50	47	52	47	50	44	55	43	49	51	52	53	48	60	47	55	51	54	54	55	
Segment density (veh/mi/lane)	24	19	25	28	23	21	26	25	27	23	26	24	28	32	20	33	22	27	20	25	28	18	29	25	22	25	25	24	
Segment density (pc/mi/lane)	27	22	29	32	27	24	30	29	31	27	30	28	32	37	23	38	25	32	23	29	32	20	33	28	25	28	28	28	
Tolled Express Lane	TEL		TEL		TEL-W					TEL-W					TEL-W						TEL-W								
Space mean speed (mph)	48	58	47	56	47	50	59	60	60	47	57	60	60	60	55	57	59	60	65	65	65	60	64	65	65	65	65	65	
Travel time per vehicle (min)	0.65	0.22	0.46	0.15	0.53	0.04	0.29	0.41	0.26	0.59	0.20	0.32	0.28	0.33	0.62	0.06	0.14	0.28	0.27	0.26	0.24	0.57	0.24	0.26	0.36	0.18	0.19	0.13	
Volume (vph)																													

SEGMENT	29	30	31	32	33	34	35	36	37	38	39	40	41	42	43	44	45	46	47	48	49	50	51		
Segment Length (ft)	2,720	1,280	3,000	1,280	3,650	2,000	750	685	750	2,535	1,500	520	2,000		7,390	1,500	2,750	1,500		7,610	2,000	295	1,500	3,030	1,500
Number of lanes	3	3	4	3	3	4	3	3	3	3	3	3	3		3	3	3	3		3	3	3	3	3	3
Free Flow Speed (mph)	65	65	65	65	70	70	70	70	70	70	70	70	70		70	70	70	70		70	70	70	70	70	70
Segment demand (vph)	3,299	3,748	4,541	3,905	3,670	4,324	4,637	4,637	4,637	3,852	4,458	4,458	4,458		4,458	4,458	3,940	4,127		4,127	4,131	4,131	4,131	3,263	3,563
On-Ramp demand (vph)			636	235					785							518								868	
Off-Ramp demand (vph)		449	793			654	313				606							187							300
Ramp-to-Ramp demand (vph)			628																						
Travel time per vehicle (min)	0.61	0.26	0.57	0.27	0.80	0.43	0.14	0.17	0.15	0.55	0.29	0.13	0.48		1.78	0.30	0.60	0.29		1.72	0.45	0.07	0.29	0.61	0.29
VMTD Veh-miles (Demand)	1,699	909	2,580	947	2,537	1,638	659	602	659	1,849	1,266	439	1,689		6,240	1,266	2,052	1,172		5,948	1,565	231	1,174	1,873	1,012
VMTV Veh-miles (Volume)	1,699	909	2,580	947	2,537	1,638	659	602	659	1,849	1,266	439	1,689		6,240	1,266	2,052	1,172		5,948	1,565	231	1,174	1,873	1,012
VHT travel (hrs)	33.42	16.33	43.00	17.64	48.66	31.15	11.12	13.34	11.69	35.21	21.58	9.32	35.84		132.42	22.13	39.57	19.69		118.22	30.83	4.55	20.17	33.24	17.03
VHD delay (hrs)	7.27	2.35	3.31	3.08	12.42	7.75	1.71	4.75	2.28	8.79	3.48	3.05	11.71		43.29	4.04	10.26	2.94		33.25	8.47	1.25	3.40	6.49	2.57
Space mean speed (mph)	51	56	60	54	52	53	59	45	56	53	59	47	47		47	57	52	60		50	51	51	58	56	59
Segment density (veh/mi/lane)	22	22	19	24	23	20	26	34	27	24	25	32	32		32	26	25	23		27	27	27	24	19	20
Segment density (pc/mi/lane)	26	26	22	29	28	23	30	39	32	28	29	36	36		36	30	29	27		31	31	31	27	22	23
Tolled Express Lane	TEL-W		TEL-OFR		GP	GP	GP	GP	GP	GP	GP	GP	GP	GP	GP	GP	GP	GP	GP	GP	GP	GP	GP	GP	GP
Space mean speed (mph)	65	64	60	66	70	53	63	45	56	53	59	47	47		47	57	52	60		50	51	51	58	56	59
Travel time per vehicle (min)	0.48	0.23	0.57	0.22	0.59	0.43	0.14	0.17	0.15	0.55	0.29	0.13	0.48		1.78	0.30	0.60	0.29		1.72	0.45	0.07	0.29	0.61	0.29
Volume (vph)	793	793	628	636	636	-	-	-	-	-	-	-	-		-	-	-	-		-	-	-	-	-	-
Level of Service (LOS)	B	B	A	A	A																				

6:45 AM	C	C	C	C	D	C	C	E	C	D	C	D	D	D	C	D	C	D	D	D	D	B	C	B
7:00 AM	C	C	C	C	D	C	C	E	C	D	C	E	E	E	C	D	C	D	D	D	D	B	C	B
7:15 AM	C	C	C	C	D	C	C	E	C	D	C	E	E	E	C	D	C	D	D	D	D	B	C	B
7:30 AM	C	C	C	C	D	C	C	E	C	D	C	E	E	E	C	D	C	D	D	D	D	B	C	B
7:45 AM	C	C	C	C	D	C	C	E	C	D	C	E	E	E	C	D	C	D	D	D	D	B	C	B
8:00 AM	C	C	C	C	C	C	C	E	C	D	C	D	D	D	C	D	C	D	D	D	D	B	C	B
8:15 AM	C	C	B	B	C	B	C	D	C	C	C	D	D	D	B	C	B	C	C	C	C	B	C	B
8:30 AM	C	C	B	B	C	B	C	D	C	C	C	D	D	D	B	C	B	C	C	C	C	B	C	B

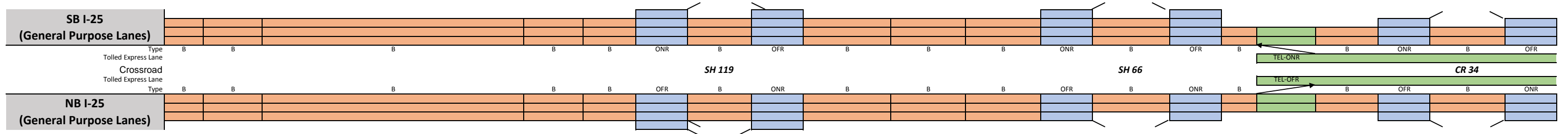


6:45 AM	C	B	B	C	C	B	B	B	B	B	B	C	C	C	B	B	B	C	C	C	C	B	B	A
7:00 AM	C	C	B	C	C	B	B	C	B	C	B	C	C	C	C	C	B	C	C	C	C	C	B	B
7:15 AM	C	C	B	C	C	B	B	C	B	C	B	C	C	C	C	C	B	C	C	C	C	C	B	B
7:30 AM	C	C	B	C	C	B	B	C	B	C	B	D	D	D	C	C	B	C	C	C	C	C	B	B
7:45 AM	C	C	B	C	C	B	C	C	C	C	B	C	C	C	C	C	B	C	C	C	C	C	B	B
8:00 AM	C	C	B	C	C	B	B	C	B	C	B	C	C	C	C	C	B	C	C	C	C	C	B	B
8:15 AM	C	C	B	C	C	B	B	C	B	C	B	C	C	C	C	C	B	C	C	C	C	C	C	B
8:30 AM	C	B	B	C	C	B	B	C	B	C	B	C	C	C	B	C	B	C	C	C	C	B	B	B

SEGMENT	29	30	31	32	33	34	35	36	37	38	39	40	41	42	43	44	45	46	47	48	49	50	51		
Segment Length (ft)	2,714	935	2,976	750	2,725	2,000	1,500	645	1,500	2,005	1,500	1,470	2,000		7,240	1,500	2,955	1,500		7,555	2,000	155	1,500	3,580	750
Number of lanes	3	3	4	3	3	4	3	4	3	3	3	3	3		3	3	3	3		3	3	3	3	3	3
Free Flow Speed (mph)	65	65	65	65	70	70	70	70	70	70	70	70	70		70	70	70	70		70	70	70	70	70	70
Segment demand (vph)	3,219	3,675	3,845	3,709	3,592	3,727	4,097	4,097	4,097	3,135	3,674	3,674	3,674		3,674	3,674	3,224	3,449		3,449	3,449	3,449	3,449	2,573	2,944
On-Ramp demand (vph)		456	170			135	370				539														371
Off-Ramp demand (vph)			136	117					962						450										876
Ramp-to-Ramp demand (vph)			120																						
Travel time per vehicle (min)	0.59	0.20	0.56	0.15	0.57	0.40	0.29	0.13	0.29	0.40	0.29	0.31	0.42		1.52	0.29	0.59	0.29		1.56	0.41	0.03	0.29	0.69	0.14
VMTD Veh-miles (Demand)	1,655	651	2,167	527	1,854	1,412	1,164	500	1,164	1,190	1,044	1,023	1,392		5,038	1,044	1,804	980		4,935	1,306	101	980	1,745	418
VMTV Veh-miles (Volume)	1,655	651	2,167	527	1,854	1,412	1,164	500	1,164	1,190	1,044	1,023	1,392		5,038	1,044	1,804	980		4,935	1,306	101	980	1,745	418
VHT travel (hrs)	31.63	12.04	36.12	9.38	34.19	24.85	20.12	8.76	20.08	20.94	17.85	18.96	25.79		93.38	17.65	31.95	16.73		89.61	23.72	1.84	16.84	29.63	7.02
VHD delay (hrs)	6.17	2.03	2.78	1.28	7.70	4.69	3.49	1.61	3.45	3.93	2.94	4.35	5.91		21.41	2.74	6.17	2.74		19.11	5.06	0.39	2.84	4.71	1.04
Space mean speed (mph)	52	54	60	56	54	57	58	57	58	57	58	54	54		54	59	56	59		55	55	55	58	59	60
Segment density (veh/mi/lane)	21	23	16	22	22	16	24	18	24	18	21	23	23		23	21	19	20		21	21	21	20	15	16
Segment density (pc/mi/lane)	24	26	18	25	25	19	27	21	27	21	24	26	26		26	24	22	22		24	24	24	23	17	19
Tolled Express Lane	TEL-W		TEL-ONR		GP	GP	GP	GP	GP	GP	GP	GP	GP	GP	GP	GP	GP	GP	GP	GP	GP	GP	GP	GP	GP
Space mean speed (mph)	65	65	60	64	70	57	58	57	58	57	58	54	54		54	59	56	59		55	55	55	58	59	60
Travel time per vehicle (min)	0.47	0.16	0.56	0.13	0.44	0.40	0.29	0.13	0.29	0.40	0.29	0.31	0.42		1.52	0.29	0.59	0.29		1.56	0.41	0.03	0.29	0.69	0.14
Volume (vph)	168	168	120	136	136	-	-	-	-	-	-	-	-		-	-	-	-		-	-	-	-	-	-
Level of Service (LOS)	A	A	A	A	A																				

SEGMENT	52	53	54	55	56	57	58	59	60	61	62	63	64	65	66	67	68	69	70	71	
Segment Length (ft)	400	2,000		14,995	2,000	745	750	4,315	1,500	3,500	3,000	3,240	1,500	2,995	1,500	490	2,000	2,280	1,500	2,995	1,500
Number of lanes	3	3		3	3	3	3	3	3	3	3	3	3	3	2	3	2	2	2	2	2
Free Flow Speed (mph)	70	70		70	70	70	70	70	70	70	70	70	70	70	70	70	70	70	70	70	70
Segment demand (vph)	3,563	3,563		3,563	3,563	3,563	3,563	2,214	2,993	2,993	2,993	2,993	2,406	2,673	2,673	2,673	2,508	2,508	2,206	2,312	
On-Ramp demand (vph)							1,349					587					165		302		
Off-Ramp demand (vph)								779							267						106
Ramp-to-Ramp demand (vph)																					
Travel time per vehicle (min)	0.08	0.42		3.11	0.42	0.15	0.15	0.82	0.29	0.69	0.59	0.64	0.29	0.57	0.29	0.11	0.40	0.49	0.30	0.61	0.30
VMTD Veh-miles (Demand)	270	1,350		10,119	1,350	503	506	1,809	850	1,984	1,701	1,837	850	1,365	759	248	1,013	1,083	713	1,251	657
VMTV Veh-miles (Volume)	270	1,350		10,119	1,350	503	506	1,809	850	1,984	1,701	1,837	850	1,365	759	248	1,013	1,083	713	1,251	657
VHT travel (hrs)	4.93	24.67		184.93	24.67	9.19	8.76	30.12	14.60	34.48	29.55	31.92	14.48	22.92	12.77	4.78	17.80	20.40	12.60	22.43	11.62
VHD delay (hrs)	1.08	5.39		40.38	5.39	2.01	1.53	4.27	2.45	6.13	5.26	5.68	2.33	3.42	1.92	1.24	3.33	4.93	2.42	4.56	2.24
Space mean speed (mph)	55	55		55	55	55	58	60	58	58	58	58	59	60	59	52	57	53	57	56	57
Segment density (veh/mi/lane)	22	22		22	22	22	21	12	17	17	17	17	17	13	15	26	16	24	19	20	19
Segment density (pc/mi/lane)	25	25		25	25	25	23	14	20	20	20	20	19	15	17	29	18	27	22	23	22
Tolled Express Lane	GP	GP		GP	GP	GP	GP	GP	GP	GP	GP	GP	GP	GP	GP	GP	GP	GP	GP	GP	GP
Space mean speed (mph)	55	55		55	55	55	58	60	58	58	58	58	59	60	59	52	57	53	57	56	57
Travel time per vehicle (min)	0.08	0.42		3.11	0.42	0.15	0.15	0.82	0.29	0.69	0.59	0.64	0.29	0.57	0.29	0.11	0.40	0.37	0.24	0.49	0.24
Volume (vph)	-	-		-	-	-	-	-	-	-	-	-	-	-	-	-	-	149	149	149	149
Level of Service (LOS)																		A	A	A	A

6:45 AM	C	C	C	C	C	C	B	B	B	B	B	B	B	B	C	B	C	B	B	B
7:00 AM	C	C	C	C	C	C	B	B	C	C	C	B	B	B	D	B	C	C	C	C
7:15 AM	D	D	D	D	D	C	B	B	C	C	C	B	B	B	D	B	D	C	C	C
7:30 AM	C	C	C	C	C	C	B	B	C	C	C	B	B	B	D	B	D	C	C	C
7:45 AM	C	C	C	C	C	C	B	B	C	C	C	B	B	B	D	B	D	C	C	C
8:00 AM	C	C	C	C	C	C	B	B	C	C	C	B	B	B	D	B	C	C	C	C
8:15 AM	C	C	C	C	C	C	B	B	B	B	B	B	B	B	C	B	C	B	C	B
8:30 AM	C	C	C	C	C	C	B	B	B	B	B	B	B	B	C	B	C	B	B	B

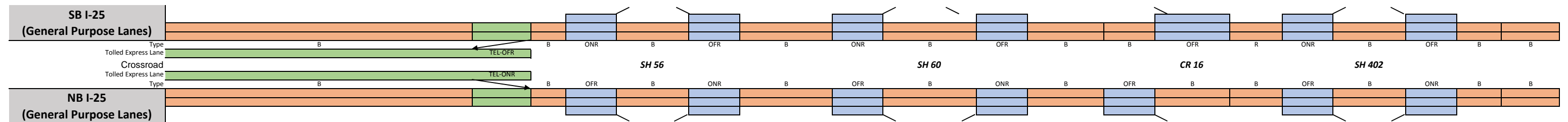


6:45 AM	B	B	B	B	B	A	A	B	B	B	B	B	B	B	C	B	C	C	C	C
7:00 AM	C	C	C	C	C	A	B	B	B	B	B	C	C	C	D	B	D	C	D	C
7:15 AM	C	C	C	C	C	A	B	B	B	B	B	C	C	B	D	B	C	C	C	C
7:30 AM	C	C	C	C	C	A	B	B	C	C	C	B	C	C	D	B	D	C	D	C
7:45 AM	C	C	C	C	C	A	B	B	B	B	B	C	C	C	D	B	D	C	D	C
8:00 AM	C	C	C	C	C	A	B	B	C	C	C	B	C	C	D	B	D	C	D	C
8:15 AM	C	C	C	C	C	A	B	B	C	C	C	B	D	C	E	B	D	C	D	C
8:30 AM	C	C	C	C	C	A	B	B	B	B	B	B	C	C	D	B	D	C	C	C

SEGMENT	52	53	54	55	56	57	58	59	60	61	62	63	64	65	66	67	68	69	70	71	
Segment Length (ft)	735	2,000		15,000	2,000	1,635	1,500	2,325	1,500	3,850	3,000	3,040	1,500	3,185	1,500	500	2,000	2,245	1,500	3,035	1,500
Number of lanes	3	3		3	3	3	3	3	3	3	3	3	2	2	2	3	2	2	2	2	2
Free Flow Speed (mph)	70	70		70	70	70	70	70	70	70	70	70	70	70	70	70	70	70	70	70	70
Segment demand (vph)	2,944	2,944		2,944	2,944	2,944	2,944	2,107	2,679	2,679	2,679	2,679	2,241	2,699	2,699	2,699	2,547	2,547	2,418	2,531	
On-Ramp demand (vph)								572							458						113
Off-Ramp demand (vph)						837						438				152			129		
Ramp-to-Ramp demand (vph)																					
Travel time per vehicle (min)	0.15	0.40		2.96	0.40	0.32	0.29	0.44	0.29	0.75	0.58	0.59	0.24	0.65	0.30	0.11	0.40	0.49	0.30	0.64	0.30
VMTD Veh-miles (Demand)	410	1,115		8,364	1,115	912	836	928	761	1,953	1,522	1,542	761	1,352	767	256	1,022	1,083	724	1,390	719
VMTV Veh-miles (Volume)	410	1,115		8,364	1,115	912	836	928	761	1,953	1,522	1,542	761	1,352	767	256	1,022	1,083	724	1,390	719
VHT travel (hrs)	7.13	19.39		145.44	19.39	15.85	14.28	15.42	12.93	33.38	26.01	26.36	10.92	24.35	13.47	5.02	17.97	20.79	12.82	25.98	12.81
VHD delay (hrs)	1.27	3.46		25.96	3.46	2.83	2.33	2.16	2.06	5.48	4.27	4.32	0.05	5.04	2.52	1.37	3.36	5.32	2.48	6.13	2.54
Space mean speed (mph)	58	58		58	58	58	59	60	59	59	59	59	70	56	57	51	57	52	56	53	56
Segment density (veh/mi/lane)	17	17		17	17	17	17	12	15	15	15	15	13	20	18	27	16	24	21	23	20
Segment density (pc/mi/lane)	20	20		20	20	20	19	13	17	18	18	18	15	23	21	30	18	28	24	26	24
Tolled Express Lane	GP	GP		GP	GP	GP	GP	GP	GP	GP	GP	GP	GP	GP	GP	GP	GP	GP	GP	GP	GP
Space mean speed (mph)	58	58		58	58	58	59	60	59	59	59	59	70	56	57	51	57	52	56	53	56
Travel time per vehicle (min)	0.15	0.40		2.96	0.40	0.32	0.29	0.44	0.29	0.75	0.58	0.59	0.24	0.65	0.30	0.11	0.40	0.37	0.24	0.49	0.24
Volume (vph)	-	-		-	-	-	-	-	-	-	-	-	-	-	-	-	-	155	155	155	155
Level of Service (LOS)																		A	A	A	A

SEGMENT	72	73	74	75	76	77	78	79	80	81	82	83	84	85	86	87	88	89	90
Segment Length (ft)	18,155	2,000	425	1,500	3,020	1,500	4,340	1,500	3,245	1,500	5,790	3,075	750	895	1,165	2,870	750	705	2,000
Number of lanes	2	3	2	2	2	2	2	2	2	2	2	2	2	2	2	2	2	2	2
Free Flow Speed (mph)	70	70	70	70	70	70	70	70	70	70	70	70	70	70	70	70	70	70	70
Segment demand (vph)	2,312	2,483	2,483	2,483	2,325	2,552	2,552	2,552	2,198	2,386	2,386	2,386	2,466	2,466	2,466	2,098	2,483	2,483	2,483
On-Ramp demand (vph)				158				354							368				
Off-Ramp demand (vph)		167				227				188			80				385		
Ramp-to-Ramp demand (vph)																			
Travel time per vehicle (min)	3.76	0.40	0.09	0.31	0.62	0.30	0.93	0.30	0.66	0.30	1.21	0.64	0.15	0.18	0.23	0.57	0.15	0.15	0.42
VMTD Veh-miles (Demand)	7,950	941	200	705	1,330	725	2,098	725	1,351	678	2,616	1,390	350	418	544	1,140	353	332	941
VMTV Veh-miles (Volume)	7,950	941	200	705	1,330	725	2,098	725	1,351	678	2,616	1,390	350	418	544	1,140	353	332	941
VHT travel (hrs)	144.76	16.45	3.73	12.69	24.16	12.89	39.63	12.80	24.06	12.03	47.92	25.45	6.19	7.39	9.53	20.05	6.31	6.17	17.50
VHD delay (hrs)	31.19	3.01	0.87	2.61	5.16	2.53	9.66	2.44	4.77	2.35	10.54	5.60	1.19	1.42	1.76	3.76	1.27	1.43	4.07
Space mean speed (mph)	55	57	54	56	55	56	53	57	56	56	55	55	57	57	57	57	56	54	54
Segment density (veh/mi/lane)	21	14	23	22	21	19	24	19	20	20	22	22	20	26	17	18	21	23	23
Segment density (pc/mi/lane)	24	16	26	25	24	22	28	22	22	22	25	25	23	30	20	21	24	26	26
Tolled Express Lane		TEL-OFR	GP	GP	GP	GP	GP	GP	GP	GP	GP	GP	GP	GP	GP	GP	GP	GP	GP
Space mean speed (mph)	70	57	54	56	55	56	53	57	56	56	55	55	57	57	57	57	56	54	54
Travel time per vehicle (min)	2.95	0.40	0.09	0.31	0.62	0.30	0.93	0.30	0.66	0.30	1.21	0.64	0.15	0.18	0.23	0.57	0.15	0.15	0.42
Volume (vph)	149	-	-	-	-	-	-	-	-	-	-	-	-	-	-	-	-	-	-
Level of Service (LOS)	A																		

6:45 AM	B	B	C	B	B	B	C	B	B	B	C	C	B	B	B	B	B	C	C
7:00 AM	C	B	C	C	C	B	C	B	C	C	C	C	C	C	B	C	B	C	C
7:15 AM	C	B	D	C	C	C	D	C	C	C	D	D	C	C	C	C	C	C	C
7:30 AM	C	B	D	C	C	C	D	C	C	C	C	C	C	C	C	C	C	C	D
7:45 AM	C	B	C	C	C	C	C	C	C	C	C	C	C	C	B	C	C	D	D
8:00 AM	C	B	C	C	C	C	D	C	C	C	C	C	C	C	B	C	C	D	D
8:15 AM	C	B	C	C	C	B	C	B	C	B	C	C	B	B	B	B	B	C	C
8:30 AM	C	B	C	C	C	B	C	B	B	B	C	C	B	B	B	B	B	C	C

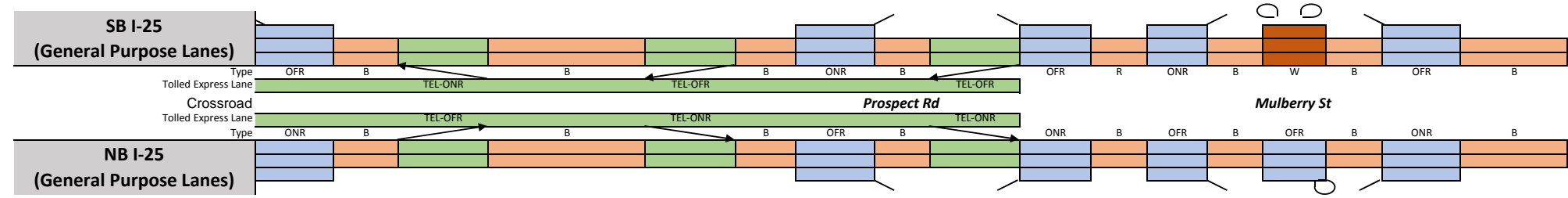


6:45 AM	C	B	C	C	C	C	D	C	C	C	D	C	D	D	C	C	C	D	D
7:00 AM	D	B	D	C	D	C	E	D	D	C	E	D	E	E	D	D	D	E	E
7:15 AM	C	B	D	C	D	C	D	C	D	C	E	D	E	E	D	D	C	E	E
7:30 AM	D	B	D	D	D	D	E	D	E	D	F	D	F	F	D	D	D	F	F
7:45 AM	D	B	D	C	D	C	D	C	D	C	E	D	E	E	D	D	D	E	E
8:00 AM	D	B	D	C	D	C	E	D	D	C	E	D	E	E	D	D	D	E	E
8:15 AM	D	B	E	D	D	D	E	D	E	D	F	D	E	E	D	D	D	F	F
8:30 AM	D	B	D	C	D	C	D	C	D	C	E	D	D	D	C	D	C	E	E

SEGMENT	72	73	74	75	76	77	78	79	80	81	82	83	84	85	86	87	88	89	90
Segment Length (ft)	18,150	2,000	500	1,500	2,890	1,500	4,225	1,500	4,255	1,500	3,160	1,500	3,095	1,610	1,500	2,930	1,500	1,095	2,000
Number of lanes	2	3	2	2	2	2	2	2	2	2	2	2	2	2	2	2	2	2	2
Free Flow Speed (mph)	70	70	70	70	70	70	70	70	70	70	70	70	70	70	70	70	70	70	70
Segment demand (vph)	2,531	2,684	2,680	2,680	2,607	2,914	2,914	2,914	2,789	3,154	3,154	3,154	3,109	3,109	3,109	2,719	3,267	3,267	3,267
On-Ramp demand (vph)		153				307				365									
Off-Ramp demand (vph)		4		73				125				45			390				
Ramp-to-Ramp demand (vph)		4																	
Travel time per vehicle (min)	3.90	0.40	0.11	0.30	0.63	0.31	1.00	0.30	0.97	0.31	0.83	0.30	0.79	0.41	0.30	0.66	0.31	0.30	0.55
VMTD Veh-miles (Demand)	8,700	1,017	254	761	1,427	828	2,332	828	2,248	896	1,888	896	1,822	948	883	1,509	928	678	1,238
VMTV Veh-miles (Volume)	8,700	1,017	254	761	1,427	828	2,332	828	2,248	896	1,888	896	1,822	948	883	1,509	928	678	1,238
VHT travel (hrs)	164.67	17.92	4.96	13.46	27.43	14.97	48.69	14.66	45.24	16.32	43.37	15.82	41.11	21.39	15.80	29.84	17.10	16.46	30.07
VHD delay (hrs)	40.38	3.39	1.34	2.58	7.05	3.14	15.38	2.83	13.13	3.52	16.41	3.02	15.08	7.84	3.19	8.28	3.84	6.78	12.39
Space mean speed (mph)	53	57	51	57	52	55	48	56	50	55	44	57	44	44	56	51	54	41	41
Segment density (veh/mi/lane)	24	16	26	24	25	23	30	24	28	24	36	26	35	35	26	27	25	40	40
Segment density (pc/mi/lane)	28	18	30	27	29	27	35	28	32	28	42	30	40	40	30	31	29	46	46
Tolled Express Lane		TEL-ONR	GP	GP	GP	GP	GP	GP	GP	GP	GP	GP	GP	GP	GP	GP	GP	GP	GP
Space mean speed (mph)	70	57	51	57	52	55	48	56	50	55	44	57	44	44	56	51	54	41	41
Travel time per vehicle (min)	2.95	0.40	0.11	0.30	0.63	0.31	1.00	0.30	0.97	0.31	0.83	0.30	0.79	0.41	0.30	0.66	0.31	0.30	0.55
Volume (vph)	155	4	4	4	4	4	4	4	4	4	4	4	4	4	4	4	4	4	4
Level of Service (LOS)	A	A	A	A	A	A	A	A	A	A	A	A	A	A	A	A	A	A	A

SEGMENT	115	116	117	118	119	120	121	122	123	124	125	126	127	128	129	130	131			
Segment Length (ft)	1,500	500	2,000	4,840	2,000	500	1,500	535	2,000	775	715	1,160	700	420	750	1,500	2,700	276,955		
Number of lanes	2	2	3	2	3	2	2	2	3	2	2	2	2	3	2	2	2			
Free Flow Speed (mph)	70	70	70	70	70	70	70	70	70	70	70	70	70	70	70	70	70			
Segment demand (vph)	2,052	2,052	2,103	2,029	2,103	2,054	2,054	1,387	1,436	1,707	1,707	1,707	1,316	1,339	885	1,063	1,063			
On-Ramp demand (vph)			74		49		667					391		454						
Off-Ramp demand (vph)	673		51		74				49	271				23		178				
Ramp-to-Ramp demand (vph)			51		49									1						
Travel time per vehicle (min)	0.31	0.10	0.39	0.95	0.39	0.10	0.30	0.10	0.38	0.16	0.14	0.23	0.13	0.08	0.14	0.30	0.50	59.27		
VMTD Veh-miles (Demand)	583	194	797	1,860	797	195	584	141	544	251	231	375	174	107	126	302	544	167,676		
VMTV Veh-miles (Volume)	583	194	797	1,860	797	195	584	141	544	251	231	375	174	107	126	302	544	166,850		
VHT travel (hrs)	10.55	3.38	13.51	32.26	13.51	3.38	10.29	2.32	9.07	4.46	4.12	6.48	2.87	1.89	2.04	5.36	8.88	3,246.54		
VHD delay (hrs)	2.22	0.60	2.13	5.68	2.13	0.60	1.95	0.31	1.30	0.88	0.81	1.12	0.37	0.37	0.25	1.04	1.12	948.25		
Space mean speed (mph)	55	58	59	58	59	58	57	61	60	56	56	58	61	56	62	56	61	51		
Segment density (veh/mi/lane)	15	18	12	18	12	18	17	11	8	12	34	12	11	8	7	9	9	23		
Segment density (pc/mi/lane)	17	20	13	20	13	20	19	13	9	14	38	13	12	8	8	10	10	27		
Tolled Express Lane	TEL-ONR			TEL-OFR				TEL-OFR			GP	GP	GP	GP	GP	GP	GP	GP	GP	TEL
Space mean speed (mph)	70	65	59	70	59	70	70	66	60	56	56	58	61	56	62	56	61	59		
Travel time per vehicle (min)	0.25	0.09	0.39	0.79	0.39	0.08	0.24	0.09	0.38	0.16	0.14	0.23	0.13	0.08	0.14	0.30	0.50	52.85		
Volume (vph)	51	51	51	74	49	49	49	49	-	-	-	-	-	-	-	-	-	6.42		
Level of Service (LOS)	A	A	A	A	A	A	A	A												

6:45 AM	B	B	A	B	A	B	B	A	A	A	A	A	A	A	A	A	A	A
7:00 AM	B	B	A	B	A	B	B	A	A	B	B	A	A	A	A	A	A	A
7:15 AM	B	B	B	B	B	B	B	A	A	B	B	B	A	A	A	A	A	A
7:30 AM	B	C	B	C	B	C	B	B	A	B	B	B	A	A	A	A	A	A
7:45 AM	B	C	B	C	B	C	C	B	A	B	B	B	B	A	A	B	A	A
8:00 AM	B	C	B	C	B	C	B	B	B	B	B	B	B	A	A	B	B	B
8:15 AM	B	C	B	C	B	C	B	B	A	B	B	B	B	A	A	B	B	B
8:30 AM	B	C	B	C	B	C	B	B	A	B	B	B	B	A	A	B	B	B

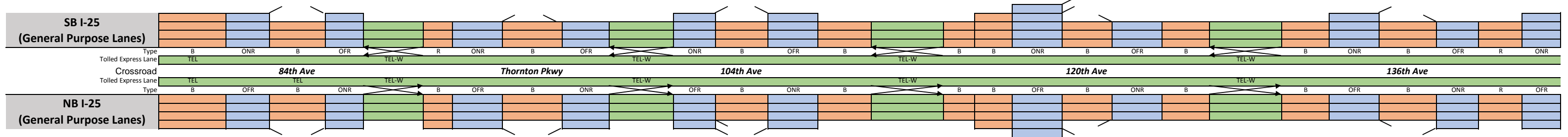


6:45 AM	B	B	B	B	B	B	A	A	A	A	B	B	A	A	A	A	A	A
7:00 AM	B	C	B	C	B	C	A	B	A	B	B	B	B	A	A	A	A	A
7:15 AM	B	C	B	C	B	C	A	B	A	B	B	B	A	A	A	A	A	A
7:30 AM	C	D	B	D	B	D	B	B	B	B	C	C	B	B	A	A	A	B
7:45 AM	C	D	B	D	B	D	B	B	B	B	C	B	B	B	A	A	A	B
8:00 AM	B	C	B	C	B	C	B	B	B	B	C	B	B	B	A	A	A	A
8:15 AM	C	D	B	D	B	D	B	B	B	B	C	B	B	B	A	A	A	B
8:30 AM	B	C	B	C	B	C	A	B	A	B	B	B	B	B	A	A	A	A

SEGMENT	115	116	117	118	119	120	121	122	123	124	125	126	127	128	129	130	131		
Segment Length (ft)	1,500	900	2,000	4,840	2,000	740	1,500	525	2,000	1,165	570	750	510	840	550	1,500	2,700	277,130	
Number of lanes	2	2	3	2	3	2	2	2	3	2	2	2	2	2	2	2	2		
Free Flow Speed (mph)	70	70	70	70	70	70	70	70	70	70	70	70	70	70	70	70	70		
Segment demand (vph)	2,367	2,367	2,466	2,353	2,466	2,387	2,387	1,574	1,647	1,910	1,910	1,910	1,483	1,483	940	1,114	1,114		
On-Ramp demand (vph)	377		99		113				73	263						174			
Off-Ramp demand (vph)			113		79		813					427		543					
Ramp-to-Ramp demand (vph)			99		79														
Travel time per vehicle (min)	0.30	0.19	0.39	1.01	0.39	0.16	0.31	0.10	0.38	0.23	0.11	0.15	0.10	0.19	0.10	0.29	0.50	59.36	
VMTD Veh-miles (Demand)	672	403	934	2,157	934	335	678	157	624	421	206	271	143	236	98	316	570	161,509	
VMTV Veh-miles (Volume)	672	403	934	2,157	934	335	678	157	624	421	206	271	143	236	98	316	570	161,509	
VHT travel (hrs)	11.83	7.46	16.02	39.77	16.07	6.21	12.34	2.64	10.52	7.26	3.58	4.86	2.40	4.66	1.59	5.42	9.33	3,061.48	
VHD delay (hrs)	2.22	1.69	2.67	8.95	2.73	1.43	2.65	0.40	1.61	1.24	0.63	0.98	0.35	1.29	0.19	0.90	1.19	684.47	
Space mean speed (mph)	57	54	58	54	58	54	55	59	59	58	58	56	60	51	61	58	61	53	
Segment density (veh/mi/lane)	18	22	14	22	14	22	9	13	9	12	17	16	12	10	8	6	9	22	
Segment density (pc/mi/lane)	20	25	16	25	16	25	11	15	11	14	19	18	14	11	9	7	10	25	
Tolled Express Lane	TEL-OFR			TEL-ONR				TEL-ONR			GP	GP	GP	GP	GP	GP	GP	GP	TEL
Space mean speed (mph)	70	70	58	70	58	66	70	70	59	58	58	56	60	51	61	58	61	59	
Travel time per vehicle (min)	0.24	0.15	0.39	0.79	0.39	0.13	0.24	0.09	0.38	0.23	0.11	0.15	0.10	0.19	0.10	0.29	0.50	52.59	
Volume (vph)	98	98	99	113	79	79	79	79	-	-	-	-	-	-	-	-	-	6.77	
Level of Service (LOS)	A	A	A	A	A	A	A	A											

SEGMENT	1	2	3	4	5	6	7	8	9	10	11	12	13	14	15	16	17	18	19	20	21	22	23	24	25	26	27	28	
Segment Length (ft)	2,700	1,500	1,865	1,100	2,530	715	750	1,835	750	2,900	1,045	1,735	1,010	2,190	3,100	95	800	1,500	1,575	1,500	1,400	3,000	1,315	1,500	2,095	750	1,390	750	
Number of lanes	4	4	3	3	4	3	3	3	3	4	3	3	3	3	4	3	4	3	3	3	3	4	3	3	3	3	3	3	
Free Flow Speed (mph)	60	60	60	60	60	60	60	60	60	60	60	60	60	60	60	60	60	60	65	65	65	65	65	65	65	65	65	65	
Segment demand (vph)	7,182	7,182	5,740	6,248	7,766	6,270	6,270	5,155	5,934	7,428	6,116	4,812	5,728	5,728	7,040	5,955	5,955	5,955	4,736	5,879	5,879	6,964	6,044	6,044	4,866	5,470	5,470	5,470	
On-Ramp demand (vph)		1,442			1,496			1,115		1,312	1,304				1,085			1,219				920		1,178					
Off-Ramp demand (vph)				508	1,518				779	1,494			916		1,312						1,143		1,085			604			
Ramp-to-Ramp demand (vph)					1,284					1,235					1,014							845							
Travel time per vehicle (min)	0.78	0.29	0.56	0.24	0.73	0.20	0.20	0.76	0.21	0.71	0.25	0.45	0.22	0.76	0.70	0.03	0.21	0.35	0.37	0.31	0.51	0.73	0.50	0.33	0.84	0.21	0.38	0.19	
VMTD Veh-miles (Demand)	3,673	2,040	2,027	1,302	3,721	849	891	1,792	843	4,080	1,210	1,581	1,096	2,376	4,133	107	902	1,692	1,413	1,670	1,559	3,957	1,505	1,717	1,931	777	1,440	777	
VMTV Veh-miles (Volume)	3,180	1,767	1,687	1,081	3,086	724	760	1,549	737	3,575	1,058	1,434	995	2,158	3,759	96	806	1,511	1,273	1,516	1,415	3,596	1,347	1,537	1,780	725	1,347	729	
VHT travel (hrs)	81.07	30.17	44.54	21.01	78.31	17.71	17.50	56.58	18.17	77.00	21.99	32.93	19.45	65.73	74.92	3.04	18.18	30.64	26.52	27.94	45.70	77.42	45.34	29.99	62.52	17.98	32.57	16.48	
VHD delay (hrs)	28.07	0.73	16.42	2.99	318.88	5.63	161.87	30.76	5.89	52.73	166.63	9.03	2.87	29.77	12.27	1.45	4.75	61.26	6.94	4.62	23.94	22.09	24.61	306.17	35.12	6.82	11.85	6.18	
Space mean speed (mph)	39	59	38	51	39	41	43	27	41	46	48	44	51	33	50	31	44	49	48	54	31	46	30	51	28	40	41	44	
Segment density (veh/mi/lane)	40	27	42	34	48	44	41	54	43	36	37	33	34	53	34	56	30	36	30	33	57	37	61	35	53	42	41	39	
Segment density (pc/mi/lane)	46	31	49	39	55	51	48	63	50	42	43	39	39	61	40	66	35	42	35	38	67	43	70	41	61	49	48	45	
Tolled Express Lane	TEL				TEL-W					TEL-W					TEL-W						TEL-W								
Space mean speed (mph)	39	60	60	57	39	60	60	60	56	46	60	60	60	60	50	60	60	60	65	65	63	46	65	65	65	65	65	65	65
Travel time per vehicle (min)	0.78	0.28	0.35	0.22	0.73	0.14	0.14	0.35	0.15	0.71	0.20	0.33	0.19	0.42	0.70	0.02	0.15	0.28	0.28	0.26	0.25	0.73	0.23	0.26	0.37	0.13	0.24	0.13	
Volume (vph)	1,517	1,517	1,517	1,517	1,284	1,497	1,497	1,497	1,497	1,235	1,314	1,314	1,314	1,314	1,014	1,086	1,086	1,086	1,086	1,086	1,086	845	921	921	921	921	921	921	
Level of Service (LOS)	E	C	C	D	D	C	C	C	D	D	C	C	C	C	C	C	C	B	B	B	B	C	B	B	B	B	B	B	

6:45 AM	E	D	F	F	F	D	D	E	D	E	D	D	C	F	E	F	D	C	D	F	F	E	F	F	E	E	E	D
7:00 AM	F	D	F	F	F	F	F	E	F	F	F	E	F	F	F	F	E	F	E	F	F	F	F	F	D	E	E	D
7:15 AM	F	D	F	F	F	F	F	E	E	D	F	E	C	F	F	F	D	F	D	F	F	E	F	F	D	E	E	D
7:30 AM	F	F	F	F	F	F	F	F	F	F	F	E	F	F	E	F	E	F	F	F	F	F	F	F	F	F	F	F
7:45 AM	F	F	F	F	F	F	F	F	F	F	F	D	F	F	F	F	E	F	E	F	F	F	F	F	F	F	F	F
8:00 AM	E	F	F	F	F	F	F	F	F	F	F	E	F	F	F	F	E	F	D	F	F	E	F	F	F	F	F	F
8:15 AM	E	D	F	F	F	F	F	F	F	F	F	E	D	F	F	E	F	D	F	F	F	D	F	F	F	F	F	F
8:30 AM	E	D	F	F	F	F	F	F	F	F	F	E	F	F	E	F	E	F	D	F	F	D	F	F	F	F	F	F

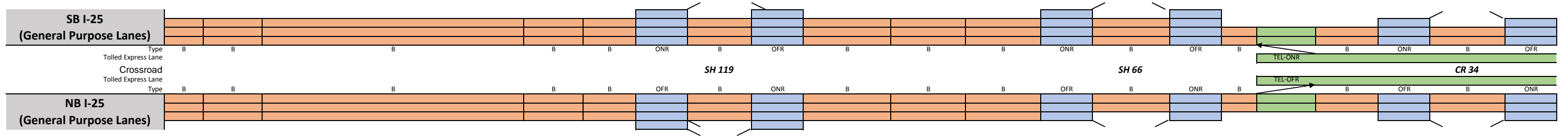


6:45 AM	C	B	C	C	C	C	B	C	C	C	C	B	C	C	D	C	D	C	B	C	C	D	C	E	D	D	C	C	C
7:00 AM	D	C	D	C	D	C	B	D	C	D	C	D	D	F	C	F	D	B	D	D	D	D	F	D	D	C	D	D	
7:15 AM	C	C	C	C	C	C	B	C	C	C	C	B	C	D	D	E	C	B	C	C	D	D	E	D	D	C	C	C	
7:30 AM	D	C	D	C	D	C	B	D	C	D	C	D	C	E	D	E	D	B	D	D	D	E	D	E	D	D	C	D	D
7:45 AM	D	C	D	D	E	D	B	D	C	E	C	D	D	E	E	F	D	B	D	D	E	D	F	E	D	C	D	D	
8:00 AM	D	C	E	D	E	D	C	E	D	E	C	E	D	F	E	F	D	B	D	D	E	E	F	E	E	D	D	D	
8:15 AM	D	C	D	D	E	D	B	D	D	E	C	E	D	F	D	F	D	B	D	D	E	D	F	E	D	C	D	D	
8:30 AM	D	C	E	D	E	D	B	E	D	E	C	E	C	F	D	F	D	B	D	D	E	D	F	D	D	C	D	D	

SEGMENT	1	2	3	4	5	6	7	8	9	10	11	12	13	14	15	16	17	18	19	20	21	22	23	24	25	26	27	28	
Segment Length (ft)	2,700	1,100	1,875	750	2,200	170	1,500	2,180	1,350	2,450	995	1,700	1,500	1,765	3,000	310	715	1,500	1,525	1,500	1,400	3,000	1,380	1,500	2,040	1,015	1,070	745	
Number of lanes	4	4	3	3	4	4	3	3	3	4	3	3	3	3	4	3	4	3	3	3	3	4	3	3	3	3	3	3	
Free Flow Speed (mph)	60	60	60	60	60	60	60	60	60	60	60	60	60	60	60	60	60	60	65	65	65	65	65	65	65	65	65	65	
Segment demand (vph)	4,659	4,659	3,677	4,334	5,343	4,269	4,269	3,634	4,331	5,404	4,337	3,662	4,493	4,493	5,560	4,620	4,620	4,620	3,566	4,493	4,493	5,432	4,842	4,842	4,842	3,931	4,499	4,499	4,499
On-Ramp demand (vph)				657	1,009				697	1,073			831		1,067						927		939						
Off-Ramp demand (vph)		982			1,074		635			1,067	675				940			1,054				590		911					
Ramp-to-Ramp demand (vph)					960					995					884							516							
Travel time per vehicle (min)	0.65	0.21	0.47	0.17	0.55	0.04	0.33	0.54	0.31	0.61	0.22	0.42	0.34	0.49	0.73	0.09	0.17	0.33	0.34	0.32	0.36	0.72	0.39	0.31	0.48	0.22	0.23	0.16	
VMTD Veh-miles (Demand)	2,382	971	1,306	616	2,226	137	1,213	1,500	1,107	2,508	817	1,179	1,276	1,502	3,159	271	626	1,313	1,030	1,276	1,191	3,086	1,266	1,376	1,519	865	912	635	
VMTV Veh-miles (Volume)	2,382	971	1,306	616	2,226	137	1,213	1,500	1,107	2,508	817	1,179	1,276	1,502	3,159	271	626	1,313	1,030	1,276	1,191	3,086	1,266	1,376	1,519	865	912	635	
VHT travel (hrs)	50.61	16.34	28.50	12.48	49.17	2.84	23.43	32.44	22.32	55.28	15.80	25.43	25.78	36.34	67.63	6.74	13.17	25.60	20.43	24.22	27.27	65.55	31.77	25.16	31.59	16.38	17.27	11.70	
VHD delay (hrs)	10.90	0.16	6.74	2.22	12.06	0.55	3.22	7.43	3.86	13.48	2.18	5.78	4.51	11.31	14.98	2.22	2.74	3.73	4.58	4.58	8.94	18.07	12.30	4.00	8.22	3.08	3.24	1.93	
Space mean speed (mph)	47	59	46	49	45	48	52	46	50	45	52	46	50	41	47	40	48	51	50	53	44	47	40	55	48	53	53	54	
Segment density (veh/mi/lane)	25	20	27	29	29	22	27	26	29	29	28	26	30	3															

SEGMENT	52	53	54	55	56	57	58	59	60	61	62	63	64	65	66	67	68	69	70	71	
Segment Length (ft)	400	2,000		14,995	2,000	745	750	4,315	1,500	3,500	3,000	3,240	1,500	2,995	1,500	490	2,000	2,280	1,500	2,995	1,500
Number of lanes	3	3		3	3	3	3	3	3	3	3	3	3	3	3	2	3	2	2	2	2
Free Flow Speed (mph)	70	70		70	70	70	70	70	70	70	70	70	70	70	70	70	70	70	70	70	70
Segment demand (vph)	4,668	4,668		4,668	4,668	4,668	4,668	2,901	3,777	3,777	3,777	3,777	2,907	3,307	3,307	3,307	3,307	3,161	3,161	2,445	2,603
On-Ramp demand (vph)							1,767					870					146			716	
Off-Ramp demand (vph)								876							400						158
Ramp-to-Ramp demand (vph)																					
Travel time per vehicle (min)	0.10	0.50		3.77	0.50	0.19	0.15	0.85	0.29	0.75	0.64	0.69	0.29	0.59	0.29	0.13	0.41	0.59	0.31	0.63	0.30
VMTD Veh-miles (Demand)	354	1,768		13,257	1,768	659	663	2,371	1,073	2,504	2,146	2,318	1,073	1,649	939	307	1,253	1,365	898	1,387	739
VMTV Veh-miles (Volume)	354	1,768		13,257	1,768	659	663	2,371	1,073	2,504	2,146	2,318	1,073	1,649	939	307	1,253	1,365	898	1,387	739
VHT travel (hrs)	7.82	39.10		293.14	39.10	14.56	12.02	40.94	18.43	46.94	40.23	43.45	18.55	28.49	15.85	7.34	22.41	31.20	16.36	25.85	13.11
VHD delay (hrs)	2.77	13.84		103.76	13.84	5.16	2.54	7.07	3.10	11.17	9.57	10.34	3.22	4.93	2.43	2.96	4.51	11.70	3.53	6.03	2.55
Space mean speed (mph)	45	45		45	45	45	55	58	58	53	53	53	58	58	59	42	56	44	55	54	56
Segment density (veh/mi/lane)	34	34		34	34	34	28	17	22	24	24	24	22	17	19	40	20	36	24	23	21
Segment density (pc/mi/lane)	39	39		39	39	39	32	19	25	27	27	27	25	19	21	45	22	42	28	26	24
Tolled Express Lane	GP	GP		GP	GP	GP	GP	GP	GP	GP	GP	GP	GP	GP	GP	GP	GP	GP	GP	GP	GP
Space mean speed (mph)	45	45		45	45	45	55	58	58	53	53	53	58	58	59	42	56	44	55	54	56
Travel time per vehicle (min)	0.10	0.50		3.77	0.50	0.19	0.15	0.85	0.29	0.75	0.64	0.69	0.29	0.59	0.29	0.13	0.41	0.37	0.24	0.49	0.24
Volume (vph)	-	-		-	-	-	-	-	-	-	-	-	-	-	-	-	-	131	131	131	131
Level of Service (LOS)																		A	A	A	A

6:45 AM	E	E	E	E	E	C	B	C	C	C	C	B	B	B	D	B	D	C	B	B
7:00 AM	E	E	E	E	E	D	C	C	C	C	C	B	C	B	E	C	E	C	C	C
7:15 AM	E	E	E	E	E	D	C	C	D	D	D	C	C	C	F	C	E	C	D	C
7:30 AM	E	E	E	E	E	C	C	C	D	D	D	C	C	C	F	C	E	D	D	C
7:45 AM	E	E	E	E	E	D	C	C	D	D	D	C	C	C	F	C	E	C	C	C
8:00 AM	E	E	E	E	E	C	C	C	C	C	C	B	C	B	E	C	E	C	D	C
8:15 AM	D	D	D	D	D	C	B	C	C	C	C	B	B	B	D	B	D	C	C	B
8:30 AM	D	D	D	D	D	C	B	B	C	C	C	B	B	B	D	B	D	C	C	B

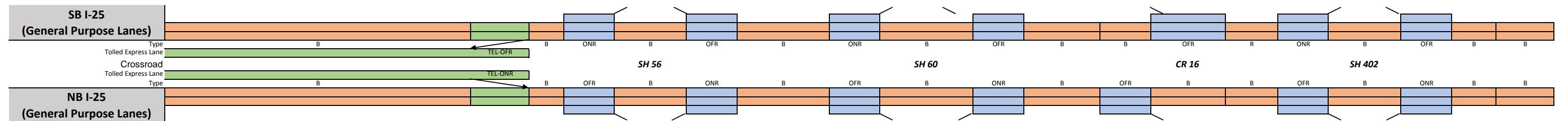


6:45 AM	C	C	C	C	C	A	B	B	C	C	C	B	D	C	E	C	D	C	D	C
7:00 AM	C	C	C	C	C	B	C	B	C	C	C	C	D	C	F	C	E	D	D	C
7:15 AM	C	C	C	C	C	B	C	B	C	C	C	C	D	C	F	C	E	D	E	C
7:30 AM	D	D	D	D	D	B	C	C	D	D	D	C	E	D	F	C	F	D	E	D
7:45 AM	C	C	C	C	C	B	B	B	C	C	C	C	D	D	F	C	F	D	D	C
8:00 AM	C	C	C	C	C	B	B	B	C	C	C	C	D	C	F	C	E	D	D	C
8:15 AM	D	D	D	D	D	B	C	B	C	C	C	C	E	D	F	C	E	D	D	C
8:30 AM	C	C	C	C	C	B	B	B	C	C	C	B	D	C	F	C	D	C	D	C

SEGMENT	52	53	54	55	56	57	58	59	60	61	62	63	64	65	66	67	68	69	70	71	
Segment Length (ft)	735	2,000		15,000	2,000	1,635	1,500	2,325	1,500	3,850	3,000	3,040	1,500	3,185	1,500	500	2,000	2,245	1,500	3,035	1,500
Number of lanes	3	3		3	3	3	3	3	3	3	3	3	3	2	2	2	3	2	2	2	2
Free Flow Speed (mph)	70	70		70	70	70	70	70	70	70	70	70	70	70	70	70	70	70	70	70	70
Segment demand (vph)	3,656	3,656		3,656	3,656	3,656	3,656	2,794	3,453	3,453	3,453	3,453	2,912	3,498	3,498	3,498	3,498	3,211	3,211	2,896	3,010
On-Ramp demand (vph)								659							586						114
Off-Ramp demand (vph)							862					541				287					315
Ramp-to-Ramp demand (vph)																					
Travel time per vehicle (min)	0.16	0.42		3.17	0.42	0.35	0.29	0.45	0.29	0.80	0.62	0.63	0.24	0.76	0.32	0.16	0.42	0.63	0.30	0.74	0.31
VMTD Veh-miles (Demand)	509	1,385		10,386	1,385	1,132	1,039	1,230	981	2,518	1,962	1,988	981	1,757	994	331	1,325	1,365	912	1,665	855
VMTV Veh-miles (Volume)	509	1,385		10,386	1,385	1,132	1,039	1,230	981	2,518	1,962	1,988	981	1,757	994	331	1,325	1,365	912	1,665	855
VHT travel (hrs)	9.47	25.76		193.24	25.76	21.06	17.76	21.18	16.86	45.76	35.66	36.13	14.10	36.69	18.37	9.34	24.28	33.93	16.27	35.82	15.57
VHD delay (hrs)	2.20	5.98		44.86	5.98	4.89	2.92	3.61	2.85	9.79	7.63	7.73	0.08	11.59	4.17	4.61	5.35	14.43	3.24	12.03	3.36
Space mean speed (mph)	54	54		54	54	54	58	58	58	55	55	55	70	48	54	35	55	40	56	46	55
Segment density (veh/mi/lane)	23	23		23	23	23	21	16	20	21	21	21	17	30	25	49	21	40	27	31	24
Segment density (pc/mi/lane)	26	26		26	26	26	24	18	23	24	24	24	19	35	28	57	24	46	31	36	28
Tolled Express Lane	GP	GP		GP	GP	GP	GP	GP	GP	GP	GP	GP	GP	GP	GP	GP	GP	GP	GP	GP	GP
Space mean speed (mph)	54	54		54	54	54	58	58	58	55	55	55	70	48	54	35	55	40	56	46	55
Travel time per vehicle (min)	0.16	0.42		3.17	0.42	0.35	0.29	0.45	0.29	0.80	0.62	0.63	0.24	0.76	0.32	0.16	0.42	0.37	0.24	0.49	0.24
Volume (vph)	-	-		-	-	-	-	-	-	-	-	-	-	-	-	-	-	287	287	287	287
Level of Service (LOS)																		A	A	A	A

SEGMENT	72	73	74	75	76	77	78	79	80	81	82	83	84	85	86	87	88	89	90
Segment Length (ft)	18,155	2,000	425	1,500	3,020	1,500	4,340	1,500	3,245	1,500	5,790	3,075	750	895	1,165	2,870	750	705	2,000
Number of lanes	2	3	2	2	2	2	2	2	2	2	2	2	2	2	2	2	2	2	2
Free Flow Speed (mph)	70	70	70	70	70	70	70	70	70	70	70	70	70	70	70	70	70	70	70
Segment demand (vph)	2,603	2,756	2,756	2,756	2,493	2,960	2,960	2,960	2,518	2,695	2,695	2,695	2,920	2,920	2,920	2,421	2,925	2,925	2,925
On-Ramp demand (vph)				263				442							499				
Off-Ramp demand (vph)		149				467				177			225				504		
Ramp-to-Ramp demand (vph)																			
Travel time per vehicle (min)	3.97	0.40	0.09	0.31	0.64	0.31	1.02	0.31	0.69	0.30	1.27	0.68	0.15	0.18	0.24	0.60	0.15	0.16	0.47
VMTD Veh-miles (Demand)	8,950	1,044	222	783	1,426	841	2,433	841	1,548	766	2,955	1,570	415	495	644	1,316	415	391	1,108
VMTV Veh-miles (Volume)	8,950	1,044	222	783	1,426	841	2,433	841	1,548	766	2,955	1,570	415	495	644	1,316	415	391	1,108
VHT travel (hrs)	172.07	18.36	4.36	14.21	26.51	15.09	50.53	15.08	28.86	13.59	57.13	30.34	7.37	8.82	11.47	24.18	7.47	8.03	22.78
VHD delay (hrs)	44.21	3.45	1.19	3.03	6.14	3.08	15.78	3.06	6.76	2.65	14.91	7.92	1.45	1.75	2.27	5.38	1.53	2.45	6.96
Space mean speed (mph)	52	57	51	55	54	56	48	56	54	56	52	52	56	56	56	54	56	49	49
Segment density (veh/mi/lane)	25	16	27	24	23	23	31	22	23	22	26	26	24	31	21	22	24	30	30
Segment density (pc/mi/lane)	29	18	31	27	26	26	35	25	27	25	30	30	27	35	24	25	28	34	34
Tolled Express Lane		TEL-OFR	GP	GP	GP	GP	GP	GP	GP	GP	GP	GP	GP	GP	GP	GP	GP	GP	GP
Space mean speed (mph)	70	57	51	55	54	56	48	56	54	56	52	52	56	56	56	54	56	49	49
Travel time per vehicle (min)	2.95	0.40	0.09	0.31	0.64	0.31	1.02	0.31	0.69	0.30	1.27	0.68	0.15	0.18	0.24	0.60	0.15	0.16	0.47
Volume (vph)	131	-	-	-	-	-	-	-	-	-	-	-	-	-	-	-	-	-	-
Level of Service (LOS)	A																		

6:45 AM	C	B	C	C	C	C	C	C	C	C	C	C	C	C	B	C	C	C	C
7:00 AM	D	B	D	C	D	C	D	C	C	C	D	D	C	C	C	C	C	D	D
7:15 AM	D	B	D	D	D	C	E	C	D	C	D	D	C	C	C	C	C	D	D
7:30 AM	D	B	D	D	D	C	E	C	D	C	D	D	C	C	C	C	C	D	D
7:45 AM	C	B	D	C	C	C	D	C	C	C	D	D	C	C	C	C	D	D	D
8:00 AM	D	B	D	C	C	C	E	C	D	C	D	D	C	C	C	D	D	E	E
8:15 AM	C	B	C	C	C	C	D	C	C	C	C	C	C	C	C	C	C	D	D
8:30 AM	C	B	C	C	C	C	D	C	C	C	C	C	C	C	C	C	C	D	D

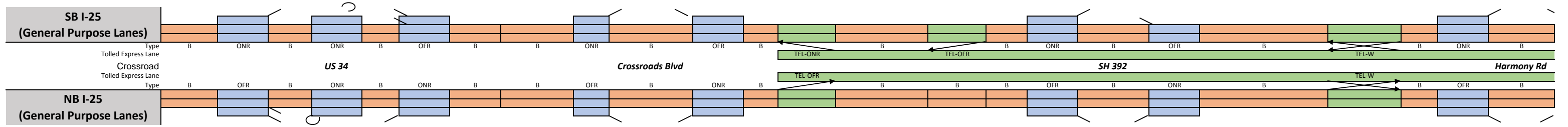


6:45 AM	D	B	D	D	D	D	E	D	E	D	F	D	E	E	D	D	C	E	E
7:00 AM	E	C	E	D	E	D	F	E	F	D	F	E	F	F	D	E	D	F	F
7:15 AM	E	C	F	D	E	D	F	E	E	F	F	F	F	F	D	D	D	F	F
7:30 AM	E	C	F	E	F	F	F	F	F	F	F	F	F	F	F	E	F	F	F
7:45 AM	E	C	E	D	F	F	F	F	F	F	F	F	F	F	D	D	D	F	F
8:00 AM	D	C	E	D	E	F	F	F	F	D	F	E	F	F	D	E	D	F	F
8:15 AM	E	C	F	D	F	F	F	F	F	F	F	F	F	F	F	E	D	F	F
8:30 AM	D	C	E	D	E	F	F	F	F	D	F	E	F	F	D	C	D	F	F

SEGMENT	72	73	74	75	76	77	78	79	80	81	82	83	84	85	86	87	88	89	90
Segment Length (ft)	18,150	2,000	500	1,500	2,890	1,500	4,225	1,500	4,255	1,500	3,160	1,500	3,095	1,610	1,500	2,930	1,500	1,095	2,000
Number of lanes	2	3	2	2	2	2	2	2	2	2	2	2	2	2	2	2	2	2	2
Free Flow Speed (mph)	70	70	70	70	70	70	70	70	70	70	70	70	70	70	70	70	70	70	70
Segment demand (vph)	3,010	3,299	3,292	3,292	3,144	3,700	3,700	3,700	3,490	3,839	3,839	3,839	3,603	3,603	3,603	2,982	3,688	3,688	3,688
On-Ramp demand (vph)		289				556				349									
Off-Ramp demand (vph)		7		148				210				236			621				
Ramp-to-Ramp demand (vph)		7																	
Travel time per vehicle (min)	4.47	0.42	0.14	0.30	0.91	0.37	1.32	0.42	1.48	0.33	1.26	0.30	0.99	0.52	0.31	0.69	0.32	0.38	0.70
VMTD Veh-miles (Demand)	10,347	1,250	312	935	1,721	1,051	2,961	1,051	2,812	1,091	2,298	1,091	2,112	1,099	1,024	1,655	1,048	765	1,397
VMTV Veh-miles (Volume)	10,347	1,250	312	935	1,721	1,051	2,940	1,041	2,746	1,067	2,248	1,067	2,067	1,075	1,002	1,618	1,029	751	1,372
VHT travel (hrs)	224.30	22.88	7.69	16.64	47.60	22.97	81.05	25.48	84.06	20.57	78.76	18.97	58.45	30.40	18.08	33.72	19.57	23.11	42.21
VHD delay (hrs)	76.48	5.03	3.23	3.28	23.02	7.96	39.05	10.61	44.83	5.32	46.64	3.73	28.91	15.04	3.77	10.61	4.87	12.38	22.62
Space mean speed (mph)	46	55	41	56	36	46	36	41	33	52	29	56	35	35	55	48	53	32	32
Segment density (veh/mi/lane)	33	20	41	29	43	37	51	44	52	29	66	31	50	50	29	30	28	56	56
Segment density (pc/mi/lane)	38	23	47	34	50	43	58	51	60	33	76	36	57	57	34	35	32	64	64
Tolled Express Lane		TEL-ONR	GP	GP	GP	GP	GP	GP	GP	GP	GP	GP	GP	GP	GP	GP	GP	GP	GP
Space mean speed (mph)	70	55	41	56	36	46	36	41	33	52	29	56	35	35	55	48	53	32	32
Travel time per vehicle (min)	2.95	0.42	0.14	0.30	0.91	0.37	1.32	0.42	1.48	0.33	1.26	0.30	0.99	0.52	0.31	0.69	0.32	0.38	0.70
Volume (vph)	287	7	7	7	7	7	7	7	7	7	7	7	6	6	6	6	6	6	6
Level of Service (LOS)	A	A	A	A	A	A	A	A	A	A	A	A	A	A	A	A	A	A	A

SEGMENT	91	92	93	94	95	96	97	98	99	100	101	102	103	104	105	106	107	108	109	110	111	112	113	114
Segment Length (ft)	2,640	1,500	405	755	1,250	1,500	1,435	3,000	1,500	3,480	1,500	700	2,000	4,255	2,000	460	1,500	3,240	1,500	6,730	3,000	455	1,500	3,025
Number of lanes	2	2	2	2	2	2	2	2	2	2	2	2	3	2	3	2	2	2	2	2	3	2	2	2
Free Flow Speed (mph)	70	70	70	70	70	70	70	70	70	70	70	70	70	70	70	70	70	70	70	70	70	70	70	70
Segment demand (vph)	2,925	2,925	2,580	2,580	2,100	2,950	2,950	2,950	2,950	2,294	2,986	2,986	2,986	2,806	2,973	2,810	2,810	2,188	2,731	2,731	2,893	2,754	2,754	1,742
On-Ramp demand (vph)		345		480					656				180		163		622				139		1,012	
Off-Ramp demand (vph)						850					692				167				543		162			
Ramp-to-Ramp demand (vph)															163						135			
Travel time per vehicle (min)	0.62	0.30	0.09	0.15	0.25	0.31	0.34	0.71	0.31	0.71	0.31	0.17	0.40	0.99	0.39	0.10	0.30	0.65	0.31	1.47	0.52	0.10	0.30	0.58
VMTD Veh-miles (Demand)	1,463	831	198	369	497	838	802	1,676	838	1,512	848	396	1,131	2,261	1,126	245	798	1,343	776	3,481	1,644	237	782	998
VMTV Veh-miles (Volume)	1,463	831	198	369	497	838	802	1,676	838	1,512	848	396	1,131	2,261	1,126	245	798	1,343	776	3,481	1,644	237	782	998
VHT travel (hrs)	30.07	14.84	3.75	6.64	8.74	15.27	16.67	34.85	15.13	27.22	15.37	8.44	20.13	46.35	19.55	4.82	14.17	23.61	13.96	66.92	25.29	4.59	13.79	16.85
VHD delay (hrs)	9.18	2.97	0.92	1.37	1.64	3.30	5.22	10.91	3.16	5.63	3.25	2.79	3.97	14.04	3.47	1.32	2.76	4.43	2.88	17.19	1.81	1.20	2.61	2.59
Space mean speed (mph)	49	56	53	56	57	55	48	48	55	56	55	47	56	49	58	51	56	57	56	52	65	52	57	59
Segment density (veh/mi/lane)	30	21	24	21	18	18	31	31	23	21	24	32	18	29	17	28	20	19	25	26	15	27	19	15
Segment density (pc/mi/lane)	34	24	28	23	21	21	35	35	26	24	27	36	20	33	19	31	23	22	29	30	17	30	21	16
Tolled Express Lane	GP	GP	GP	GP	GP	GP	GP	GP	GP	GP	GP	GP	GP	GP	GP	GP	GP	GP	GP	GP	GP	GP	GP	GP
Space mean speed (mph)	49	56	53	56	57	55	48	48	55	56	55	47	56	70	58	70	70	70	70	70	65	70	70	70
Travel time per vehicle (min)	0.62	0.30	0.09	0.15	0.25	0.31	0.34	0.71	0.31	0.71	0.31	0.17	0.40	0.69	0.39	0.07	0.24	0.53	0.24	1.09	0.52	0.07	0.24	0.49
Volume (vph)	-	-	-	-	-	-	-	-	-	-	-	-	-	163	163	163	163	163	163	163	135	136	136	136
Level of Service (LOS)														A	A	A	A	A	A	A	A	A	A	A

6:45 AM	C	C	C	B	B	B	C	C	C	B	C	D	B	D	B	C	B	C	C	C	B	C	B	B
7:00 AM	D	C	C	C	C	B	D	D	C	C	C	D	B	C	B	C	B	C	C	C	B	C	B	B
7:15 AM	D	C	C	C	C	B	D	D	C	C	C	D	B	C	B	C	B	C	C	C	B	C	B	B
7:30 AM	D	C	D	C	C	C	E	E	C	C	D	E	C	E	C	D	C	C	D	D	B	D	C	B
7:45 AM	D	C	D	C	C	C	E	E	C	C	D	E	C	E	C	E	C	C	D	D	B	D	C	B
8:00 AM	E	C	D	C	C	C	E	E	C	C	E	C	C	D	B	D	C	C	D	D	B	D	C	C
8:15 AM	D	C	C	B	B	B	D	D	C	C	D	B	D	D	B	D	C	C	C	D	B	D	C	B
8:30 AM	D	C	C	C	C	B	D	D	C	C	C	D	B	D	D	C	C	C	D	D	B	D	C	C

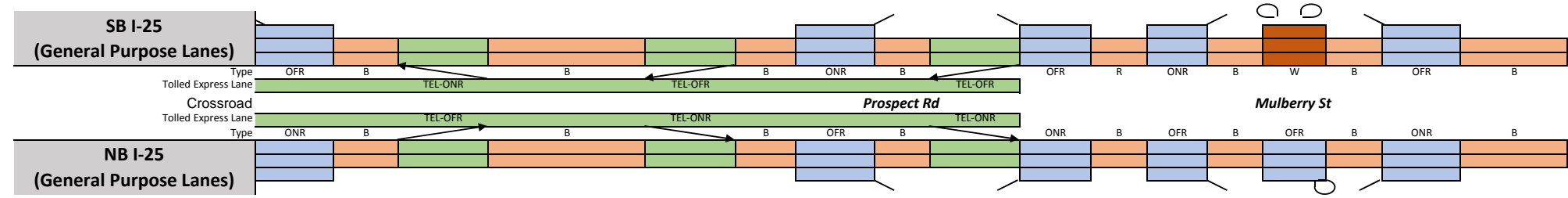


6:45 AM	E	C	C	C	D	D	F	C	D	C	C	E	C	D	D	D	C	C	C	D	B	D	C	B
7:00 AM	F	D	D	C	E	D	F	D	D	D	D	F	C	F	F	F	D	D	C	E	B	E	D	C
7:15 AM	F	D	D	D	F	F	F	D	D	D	C	F	C	E	E	E	D	C	C	E	B	E	D	C
7:30 AM	F	F	F	F	F	F	F	D	F	E	F	F	D	F	F	F	E	E	D	F	C	F	D	D
7:45 AM	F	F	F	F	F	F	F	D	F	C	D	F	C	E	E	E	D	D	C	E	C	E	D	C
8:00 AM	E	F	F	F	F	D	F	D	E	D	D	F	C	E	E	E	D	C	C	E	B	E	C	C
8:15 AM	F	F	F	F	F	F	F	D	F	D	D	F	C	F	F	F	D	D	D	F	C	F	D	C
8:30 AM	F	E	F	F	F	D	F	D	E	D	D	F	C	E	E	E	D	C	C	E	B	E	D	C

SEGMENT	91	92	93	94	95	96	97	98	99	100	101	102	103	104	105	106	107	108	109	110	111	112	113	114
Segment Length (ft)	1,925	1,500	1,050	1,500	600	1,500	1,545	3,000	540	3,680	1,500	500	2,000	4,255	2,000	900	1,500	2,900	1,500	6,630	3,000	600	1,500	2,565
Number of lanes	2	2	2	2	2	2	2	3	2	2	2	2	3	2	2	2	2	2	2	2	3	2	2	2
Free Flow Speed (mph)	70	70	70	70	70	70	70	70	70	70	70	70	70	70	70	70	70	70	70	70	70	70	70	70
Segment demand (vph)	3,688	3,688	2,827	3,249	3,249	3,875	3,875	3,875	3,875	2,907	3,620	3,620	3,626	3,282	3,282	3,282	3,282	2,558	3,218	3,218	3,560	3,282	3,282	2,145
On-Ramp demand (vph)				422		626					713		6							660		342		
Off-Ramp demand (vph)		861							968				344				724				278		1,137	
Ramp-to-Ramp demand (vph)													6								278			
Travel time per vehicle (min)	0.50	0.41	0.56	0.64	0.29	0.33	0.62	0.64	0.11	0.79	0.32	0.16	0.42	1.26	0.59	0.27	0.31	0.63	0.31	1.85	0.52	0.17	0.31	0.52
VMTD Veh-miles (Demand)	1,345	1,048	562	923	369	1,101	1,134	2,202	396	2,026	1,028	343	1,373	2,645	1,243	559	932	1,405	914	4,041	2,023	373	932	1,042
VMTV Veh-miles (Volume)	1,320	1,028	546	892	356	1,067	1,099	2,134	384	1,963	1,003	334	1,339	2,645	1,243	559	932	1,405	914	4,041	2,023	373	932	1,042
VHT travel (hrs)	30.40	24.48	25.58	33.29	15.33	20.46	38.51	40.11	7.02	37.26	18.60	9.67	24.99	68.93	32.40	14.58	16.90	27.02	16.69	99.37	31.15	9.55	17.18	18.64
VHD delay (hrs)	11.54	9.79	17.79	20.54	10.24	5.22	22.80	9.62	1.54	9.21	4.27	4.90	5.86	31.14	14.64	6.59	3.58	6.95	3.63	41.64	2.25	4.22	3.86	3.76
Space mean speed (mph)	43	42	21	27	23	52	29	53	55	53	54	35	54	38	38	38	55	52	55	41	65	39	54	56
Segment density (veh/mi/lane)	42	41	64	59	67	28	66	24	31	27	25	51	23	43	43	43	26	25	24	40	18	42	26	19
Segment density (pc/mi/lane)	48	47	74	67	78	32	76	27	35	31	28	59	26	49	49	49	30	28	27	46	21	48	30	22
Tolled Express Lane	GP	GP	GP	GP	GP	GP	GP	GP	GP	GP	GP	GP	GP	GP	GP	GP	GP	GP	GP	GP	GP	GP	GP	GP
Space mean speed (mph)	43	42	21	27	23	52	29	53	55	53	54	35	54	70	70	70	70	70	70	70	65	68	70	70
Travel time per vehicle (min)	0.50	0.41	0.56	0.64	0.29	0.33	0.62	0.64	0.11	0.79	0.32	0.16	0.42	0.69	0.32	0.15	0.24	0.47	0.24	1.08	0.52	0.10	0.24	0.42
Volume (vph)	6	6	6	6	6	6	6	5	5	5	5	5	6	342	342	342	342	342	342	342	278	278	278	278
Level of Service (LOS)	A	A	A	A	A	A	A	A	A	A	A	A	A	A	A	A	A	A	A	A	A	A	A	A

SEGMENT	115	116	117	118	119	120	121	122	123	124	125	126	127	128	129	130	131		
Segment Length (ft)	1,500	500	2,000	4,840	2,000	500	1,500	535	2,000	775	715	1,160	700	420	750	1,500	2,700	276,955	
Number of lanes	2	2	3	2	3	2	2	2	3	2	2	2	2	3	2	2	2	2	
Free Flow Speed (mph)	70	70	70	70	70	70	70	70	70	70	70	70	70	70	70	70	70	70	
Segment demand (vph)	2,684	2,684	2,820	2,652	2,819	2,715	2,715	1,887	1,991	2,277	2,277	2,277	1,844	1,874	1,280	1,511	1,511		
On-Ramp demand (vph)			168		104		828					433		594					
Off-Ramp demand (vph)	942		136		167				104	286				30		231			
Ramp-to-Ramp demand (vph)			136		104									1					
Travel time per vehicle (min)	0.31	0.11	0.39	1.05	0.40	0.11	0.31	0.10	0.39	0.16	0.14	0.23	0.13	0.09	0.14	0.30	0.51	67.42	
VMTD Veh-miles (Demand)	762	254	1,068	2,431	1,068	257	771	191	754	334	308	500	244	149	182	429	773	206,724	
VMTV Veh-miles (Volume)	762	254	1,068	2,431	1,068	257	771	191	754	334	308	500	244	149	182	429	773	197,331	
VHT travel (hrs)	13.95	4.87	18.55	46.27	18.63	4.96	13.85	3.27	12.88	5.95	5.49	8.72	4.15	2.76	3.01	7.63	12.96	4,442.08	
VHD delay (hrs)	3.05	1.24	3.29	11.54	3.38	1.29	2.83	0.53	2.10	1.18	1.09	1.57	0.65	0.63	0.41	1.50	1.92	2,535.06	
Space mean speed (mph)	55	52	58	53	57	52	56	59	59	56	56	57	59	54	60	56	60	44	
Segment density (veh/mi/lane)	20	26	16	25	16	26	22	16	11	17	21	16	16	11	11	13	13	32	
Segment density (pc/mi/lane)	23	29	18	28	18	29	24	18	12	19	24	18	17	12	12	14	15	37	
Tolled Express Lane	TEL-ONR			TEL-OFR			TEL-OFR			GP	GP	GP	GP	GP	GP	GP	GP	GP	TEL
Space mean speed (mph)	70	64	58	70	57	70	70	65	59	56	56	57	59	54	60	56	60	59	
Travel time per vehicle (min)	0.25	0.09	0.39	0.79	0.40	0.08	0.24	0.09	0.39	0.16	0.14	0.23	0.13	0.09	0.14	0.30	0.51	59.09	
Volume (vph)	136	136	136	168	104	104	104	104	-	-	-	-	-	-	-	-	-	8.33	
Level of Service (LOS)	A	A	A	A	A	A	A	A											

6:45 AM	B	C	B	C	B	C	B	B	A	B	B	B	B	A	A	B	A
7:00 AM	B	C	B	C	B	C	C	B	A	B	B	B	B	A	A	B	B
7:15 AM	B	C	B	C	B	C	C	B	B	B	B	B	B	B	A	B	B
7:30 AM	C	D	B	D	B	D	C	B	B	B	B	B	B	B	A	B	B
7:45 AM	C	E	C	D	C	E	C	C	B	B	B	B	B	B	B	B	B
8:00 AM	C	D	B	D	B	D	C	C	B	C	C	B	C	B	B	B	B
8:15 AM	C	D	B	D	B	D	C	C	B	B	B	B	C	B	B	B	B
8:30 AM	C	D	B	D	B	D	C	C	B	B	B	B	C	B	B	B	B

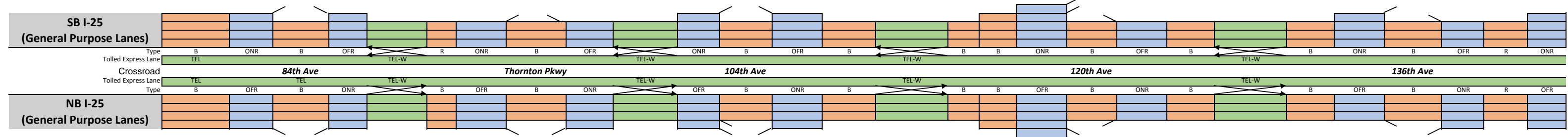


6:45 AM	B	C	B	C	B	C	A	B	A	B	B	B	B	B	A	A	A
7:00 AM	C	D	B	D	B	D	B	B	B	B	C	B	B	B	A	A	B
7:15 AM	C	C	B	C	B	D	B	B	B	B	C	B	B	A	A	A	
7:30 AM	C	E	C	E	C	E	B	C	B	C	D	C	C	B	B	B	
7:45 AM	C	D	B	D	B	D	B	C	B	B	C	C	C	B	B	B	
8:00 AM	B	C	B	C	B	C	B	B	B	B	C	B	B	A	A	B	
8:15 AM	C	D	B	D	B	D	B	C	B	B	C	C	C	B	B	B	
8:30 AM	C	C	B	C	B	D	B	B	B	B	C	B	B	A	A	B	

SEGMENT	115	116	117	118	119	120	121	122	123	124	125	126	127	128	129	130	131		
Segment Length (ft)	1,500	900	2,000	4,840	2,000	740	1,500	525	2,000	1,165	570	750	510	840	550	1,500	2,700	277,130	
Number of lanes	2	2	3	2	3	2	2	2	3	2	2	2	2	2	2	2	2	2	
Free Flow Speed (mph)	70	70	70	70	70	70	70	70	70	70	70	70	70	70	70	70	70	70	
Segment demand (vph)	2,602	2,602	2,879	2,582	2,880	2,685	2,685	1,769	1,958	2,279	2,279	2,279	1,725	1,725	1,219	1,392	1,392		
On-Ramp demand (vph)	457		277		298				189	321						173			
Off-Ramp demand (vph)			297		195		916					554		506					
Ramp-to-Ramp demand (vph)			277		195														
Travel time per vehicle (min)	0.30	0.20	0.40	1.07	0.40	0.17	0.31	0.10	0.39	0.23	0.12	0.15	0.10	0.19	0.10	0.29	0.51	65.97	
VMTD Veh-miles (Demand)	739	444	1,091	2,367	1,091	376	763	176	742	503	246	324	167	274	127	395	712	188,862	
VMTV Veh-miles (Volume)	739	444	1,091	2,367	1,091	376	763	176	742	503	246	324	167	274	127	395	712	188,102	
VHT travel (hrs)	13.11	8.66	18.95	46.00	19.21	7.51	13.94	3.02	12.82	8.73	4.47	5.83	2.84	5.41	2.09	6.79	11.81	3,942.96	
VHD delay (hrs)	2.55	2.32	3.38	12.19	3.63	2.13	3.04	0.50	2.22	1.54	0.95	1.20	0.46	1.49	0.28	1.14	1.65	1,177.76	
Space mean speed (mph)	56	51	58	51	57	50	55	58	58	58	55	56	59	51	61	58	60	48	
Segment density (veh/mi/lane)	19	25	16	25	17	27	12	15	11	15	21	19	15	12	10	9	12	28	
Segment density (pc/mi/lane)	22	29	19	29	19	31	14	17	13	17	24	21	17	14	11	10	13	32	
Tolled Express Lane	TEL-OFR			TEL-ONR			TEL-ONR			GP	GP	GP	GP	GP	GP	GP	GP	GP	TEL
Space mean speed (mph)	70	70	58	70	57	66	70	70	58	58	55	56	59	51	61	58	60	60	
Travel time per vehicle (min)	0.24	0.15	0.40	0.79	0.40	0.13	0.24	0.09	0.39	0.23	0.12	0.15	0.10	0.19	0.10	0.29	0.51	57.64	
Volume (vph)	278	278	277	297	195	195	195	195	-	-	-	-	-	-	-	-	-	8.32	
Level of Service (LOS)	A	A	A	A	A	A	A	A											

SEGMENT	1	2	3	4	5	6	7	8	9	10	11	12	13	14	15	16	17	18	19	20	21	22	23	24	25	26	27	28	
Segment Length (ft)	2,700	1,500	1,865	1,100	2,530	715	750	1,835	750	2,900	1,045	1,735	1,010	2,190	3,100	95	800	1,500	1,575	1,500	1,400	3,000	1,315	1,500	2,095	750	1,390	750	
Number of lanes	4	4	3	3	4	3	3	3	3	4	3	3	3	3	4	3	4	3	3	3	3	4	3	3	3	3	3	3	
Free Flow Speed (mph)	60	60	60	60	60	60	60	60	60	60	60	60	60	60	60	60	60	60	65	65	65	65	65	65	65	65	65	65	
Segment demand (vph)	7,567	7,567	5,991	6,639	8,323	6,638	6,638	5,428	6,404	8,090	6,514	5,102	6,045	6,045	7,622	6,188	6,188	6,188	5,009	6,262	6,262	7,695	6,355	6,355	5,134	5,847	5,847	5,847	
On-Ramp demand (vph)		1,576			1,685		1,210			1,576	1,412				1,434			1,179				1,340		1,221				1,097	
Off-Ramp demand (vph)				648	1,684				976	1,686			943		1,577					1,253		1,433				713			
Ramp-to-Ramp demand (vph)					1,407					1,436					1,314							1,212							
Travel time per vehicle (min)	0.77	0.29	0.53	0.24	0.73	0.21	0.18	0.64	0.18	1.16	0.25	0.63	0.25	0.75	0.73	0.04	0.21	0.35	0.38	0.31	0.56	0.83	0.52	0.33	0.82	0.16	0.31	0.17	
VMTD Veh-miles (Demand)	3,869	2,150	2,116	1,383	3,988	899	943	1,886	910	4,443	1,289	1,677	1,156	2,507	4,475	111	938	1,758	1,494	1,779	1,660	4,372	1,583	1,805	2,037	831	1,539	831	
VMTV Veh-miles (Volume)	3,103	1,724	1,587	1,034	2,989	723	759	1,534	754	3,700	1,057	1,450	1,011	2,195	3,939	96	809	1,516	1,287	1,549	1,446	3,817	1,355	1,545	1,798	739	1,372	742	
VHT travel (hrs)	77.45	29.36	39.36	20.06	75.38	18.75	15.81	47.43	16.03	129.90	21.94	46.25	21.81	66.41	81.79	3.12	18.34	30.78	27.13	28.63	50.66	92.48	46.99	30.21	62.19	14.26	26.92	14.52	
VHD delay (hrs)	25.73	0.63	12.91	2.82	551.67	6.69	175.76	21.86	3.47	113.69	347.06	22.09	4.96	29.82	27.01	1.52	4.87	102.81	7.33	4.79	28.41	50.07	26.15	295.39	34.54	2.90	5.82	3.11	
Space mean speed (mph)	40	59	40	52	40	39	48	32	47	28	48	31	46	33	48	31	44	49	47	54	29	41	29	51	29	52	51	51	
Segment density (veh/mi/lane)	38	26	37	32	50	46	37	45	38	59	37	47	38	53	34	58	30	36	30	34	64	41	63	35	52	33	34	34	
Segment density (pc/mi/lane)	44	30	43	37	59	54	43	53	44	69	43	55	44	62	40	67	35	42	35	39	74	47	73	41	61	39	40	40	
Tolled Express Lane	TEL				TEL-W					TEL-W					TEL-W						TEL-W								
Space mean speed (mph)	40	60	60	57	40	60	60	60	51	28	60	60	60	60	48	60	60	60	65	65	63	41	65	65	65	65	65	65	
Travel time per vehicle (min)	0.77	0.28	0.35	0.22	0.73	0.14	0.14	0.35	0.17	1.16	0.20	0.33	0.19	0.42	0.73	0.02	0.15	0.28	0.28	0.26	0.25	0.83	0.23	0.26	0.37	0.13	0.24	0.13	
Volume (vph)	1,684	1,684	1,684	1,684	1,407	1,685	1,685	1,685	1,685	1,436	1,576	1,576	1,576	1,576	1,314	1,433	1,433	1,433	1,433	1,433	1,433	1,212	1,341	1,341	1,341	1,341	1,341	1,341	
Level of Service (LOS)	E	D	D	D	E	D	D	D	D	F	D	D	D	D	D	C	C	C	C	C	C	D	C	C	C	C	C	C	

6:45 AM	E	D	F	F	F	F	F	E	E	F	D	D	D	F	F	F	D	C	E	F	F	E	F	F	E	E	E	D
7:00 AM	F	F	F	F	F	F	F	F	F	F	F	E	F	F	F	F	E	F	E	F	F	F	F	F	F	F	F	F
7:15 AM	E	D	E	F	F	F	F	E	F	F	F	E	F	F	D	F	E	F	E	F	F	E	F	F	E	E	E	D
7:30 AM	E	F	F	F	F	F	F	F	F	F	F	E	F	F	F	F	E	F	E	F	F	F	F	F	E	F	F	F
7:45 AM	E	F	F	F	F	F	F	F	F	F	F	F	F	F	F	F	E	F	E	F	F	F	F	F	F	F	F	F
8:00 AM	E	F	F	F	F	F	F	F	F	F	F	F	F	F	F	F	E	F	D	F	F	F	F	F	F	F	F	F
8:15 AM	E	F	F	F	F	F	F	F	F	F	F	F	F	F	F	F	E	F	F	F	F	F	F	F	F	F	F	F
8:30 AM	E	D	F	F	F	F	F	F	F	F	F	F	F	F	F	F	E	F	F	F	F	F	F	F	F	F	F	F

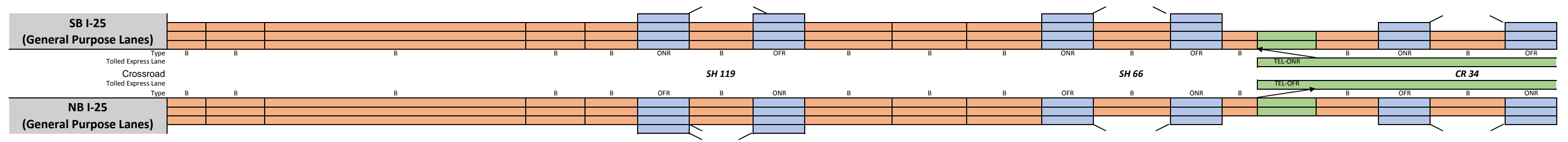


6:45 AM	C	B	C	C	C	C	B	C	C	C	B	C	C	D	C	D	C	B	C	C	E	D	E	D	D	C	D	D
7:00 AM	D	C	D	C	D	C	B	D	C	D	C	D	D	F	D	F	D	B	D	D	F	E	E	D	D	D	D	D
7:15 AM	C	C	C	C	D	C	B	C	C	D	B	D	C	E	C	E	D	B	D	D	E	D	F	D	D	C	D	D
7:30 AM	D	C	D	D	D	D	B	D	C	D	C	D	D	F	D	F	D	B	D	D	F	E	E	F	E	D	D	D
7:45 AM	D	C	E	D	E	D	B	E	D	E	C	E	D	F	D	F	D	B	D	D	F	E	F	E	E	D	D	D
8:00 AM	E	D	F	D	E	D	C	E	D	E	C	E	D	F	D	F	D	B	E	D	F	D	F	F	E	D	E	E
8:15 AM	D	C	E	D	E	D	B	E	D	E	C	E	D	F	D	F	D	B	D	D	F	D	F	E	E	D	D	D
8:30 AM	D	C	E	D	E	D	C	E	D	E	C	E	D	F	D	F	D	B	E	D	F	E	F	E	E	D	D	D

SEGMENT	1	2	3	4	5	6	7	8	9	10	11	12	13	14	15	16	17	18	19	20	21	22	23	24	25	26	27	28	
Segment Length (ft)	2,700	1,100	1,875	750	2,200	170	1,500	2,180	1,350	2,450	995	1,700	1,500	1,765	3,000	310	715	1,500	1,525	1,500	1,400	3,000	1,380	1,500	2,040	1,015	1,070	745	
Number of lanes	4	4	3	3	4	4	3	3	3	4	3	3	3	3	4	3	4	3	3	3	3	4	3	3	3	3	3	3	
Free Flow Speed (mph)	60	60	60	60	60	60	60	60	60	60	60	60	60	60	60	60	60	60	65	65	65	65	65	65	65	65	65	65	
Segment demand (vph)	4,910	4,910	4,032	4,616	5,606	4,552	4,552	3,919	4,588	5,642	4,570	4,000	4,873	4,873	5,945	4,953	4,953	4,953	3,969	4,980	4,980	5,972	5,272	5,272	4,299	4,909	4,909	4,909	
On-Ramp demand (vph)				584	990				669	1,054			873		1,072					1,011		992				610			
Off-Ramp demand (vph)		878			1,054		633			1,072	570				992			984				700		973				1,092	
Ramp-to-Ramp demand (vph)					948					997					932							606							
Travel time per vehicle (min)	0.67	0.21	0.49	0.17	0.55	0.04	0.33	0.56	0.31	0.62	0.22	0.44	0.35	0.53	0.62	0.10	0.18	0.33	0.36	0.33	0.42	0.71	0.46	0.31	0.51	0.22	0.23	0.16	
VMTD Veh-miles (Demand)	2,511	1,023	1,432	656	2,336	147	1,293	1,618	1,173	2,618	861	1,288	1,384	1,629	3,378	291	671	1,407	1,146	1,415	1,320	3,393	1,378	1,498	1,661	944	995	693	
VMTV Veh-miles (Volume)	2,511	1,023	1,432	656	2,336	147	1,293	1,618	1,173	2,618	861	1,288	1,384	1,629	3,378	291	671	1,407	1,146	1,415	1,320	3,388	1,376	1,495	1,658	942	993	692	
VHT travel (hrs)	54.44	17.23	32.84	13.40	51.79	3.09	25.05	36.29	23.80	57.90	16.66	29.02	28.27	43.07	61.42	7.86	14.48	27.49	23.98	27.31	34.72	70.27	40.63	27.48	36.68	18.18	19.17	12.77	
VHD delay (hrs)	12.59	0.18	8.97	2.47	12.86	0.65	3.50	9.32	4.25	14.26	2.31	7.55	5.20	15.93	5.12	3.02	3.30	4.04	6.35	5.54	14.40	18.14	19.46	4.47	11.17	3.69	3.89	2.13	
Space mean speed (mph)	46	59	44	49	45	47	52	45	49	45	52	44	49	38	55	37	46	51	48	52	38	48	34	54	45	52	52	54	
Segment density (veh/mi/lane)	27	21	31	31	30	24	29	29	31	30	29	30	33	43	26	45	27	32	28	32	44	31	52	32	32	32	30		
Segment density (pc/mi/lane)	31	24	35	36	35	28	34	34	36	35	34	35	38	49	30	51	31	37	32	37	50	35	60	37	36	36	35		
Tolled Express Lane	TEL		TEL		TEL-W					TEL-W					TEL-W						TEL-W								
Space mean speed (mph)	46	58	44	55	45	49	59	60	60	45	57	60	60	60	55	57	59	60	65	65	65	48	63	65	65	65	65	65	
Travel time per vehicle (min)	0.67	0.22	0.49	0.15	0.55	0.04	0.29	0.41	0.26	0.62	0.20	0.32	0.28	0.33	0.62	0.06	0.14	0.28	0.27	0.26	0.24	0.71	0.25	0.26	0.36	0.18	0.19		

SEGMENT	52	53	54	55	56	57	58	59	60	61	62	63	64	65	66	67	68	69	70	71	
Segment Length (ft)	400	2,000		14,995	2,000	745	750	4,315	1,500	3,500	3,000	3,240	1,500	2,995	1,500	490	2,000	2,280	1,500	2,995	1,500
Number of lanes	3	3		3	3	3	3	3	3	3	3	3	3	3	3	2	3	2	2	2	2
Free Flow Speed (mph)	70	70		70	70	70	70	70	70	70	70	70	70	70	70	70	70	70	70	70	70
Segment demand (vph)	5,286	5,286		5,286	5,286	5,286	5,286	3,342	4,311	4,311	4,311	4,311	3,308	3,838	3,838	3,838	3,553	3,553	2,670	2,923	
On-Ramp demand (vph)							1,944					1,003					285		883		
Off-Ramp demand (vph)								969							530						
Ramp-to-Ramp demand (vph)																					
Travel time per vehicle (min)	0.15	0.74		3.37	0.61	0.23	0.16	0.87	0.29	0.80	0.68	0.74	0.30	0.60	0.29	0.18	1.07	0.75	0.32	0.67	0.30
VMTD Veh-miles (Demand)	400	2,002		15,012	2,002	746	751	2,731	1,225	2,858	2,449	2,645	1,225	1,876	1,090	356	1,454	1,534	1,009	1,515	830
VMTV Veh-miles (Volume)	389	1,946		14,697	1,991	742	747	2,706	1,214	2,832	2,428	2,622	1,214	1,855	1,078	352	1,437	1,534	1,009	1,515	830
VHT travel (hrs)	13.01	63.16		290.49	53.07	19.77	14.17	48.05	20.91	56.80	48.68	52.58	21.27	32.80	18.27	11.56	67.83	44.45	19.00	29.75	14.78
VHD delay (hrs)	7.45	35.36		80.54	24.63	9.17	3.50	9.38	3.57	16.34	14.00	15.12	3.93	6.31	2.88	6.53	47.31	22.53	4.58	8.11	2.91
Space mean speed (mph)	30	31		51	38	38	53	56	58	50	50	50	57	57	59	30	21	35	53	51	56
Segment density (veh/mi/lane)	57	56		34	47	47	33	20	25	29	29	29	25	19	21	62	60	51	27	26	24
Segment density (pc/mi/lane)	65	63		39	53	53	38	22	28	33	33	33	28	22	24	71	68	59	31	30	28
Tolled Express Lane	GP	GP		GP	GP	GP	GP	GP	GP	GP	GP	GP	GP	GP	GP	GP	GP	GP	GP	GP	GP
Space mean speed (mph)	30	31		51	38	38	53	56	58	50	50	50	57	57	59	30	21	35	53	51	56
Travel time per vehicle (min)	0.15	0.74		3.37	0.61	0.23	0.16	0.87	0.29	0.80	0.68	0.74	0.30	0.60	0.29	0.18	1.07	0.37	0.24	0.49	0.24
Volume (vph)	-	-		-	-	-	-	-	-	-	-	-	-	-	-	-	-	273	273	273	273
Level of Service (LOS)																		A	A	A	A

6:45 AM	E	E	E	E	E	D	C	C	D	D	D	C	B	B	E	C	D	C	B	B
7:00 AM	F	F	F	F	F	D	C	C	D	D	D	C	C	C	F	C	F	D	D	C
7:15 AM	F	F	F	F	F	D	C	C	D	D	D	C	C	C	F	E	F	D	D	D
7:30 AM	F	F	F	F	F	D	C	C	D	D	D	C	C	C	F	F	F	D	D	D
7:45 AM	F	F	F	F	F	D	C	C	D	D	D	C	C	C	F	F	F	D	C	C
8:00 AM	F	F	F	F	F	D	C	C	D	D	D	C	C	C	F	F	F	D	D	C
8:15 AM	F	F	F	F	F	D	C	C	D	D	D	C	C	C	F	C	E	C	C	C
8:30 AM	F	E	D	E	E	C	B	C	C	C	C	B	B	B	E	B	D	C	C	C

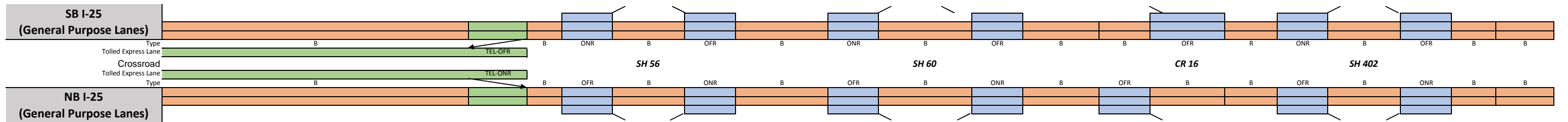


6:45 AM	D	D	D	D	D	B	C	C	D	D	D	C	E	F	F	C	F	D	D	C
7:00 AM	D	D	D	D	D	B	C	C	D	D	D	E	F	F	F	D	E	D	D	C
7:15 AM	D	D	D	D	D	B	C	C	D	D	D	F	F	F	F	D	F	D	E	D
7:30 AM	E	E	E	E	E	B	C	C	E	F	F	F	F	F	F	D	F	F	E	F
7:45 AM	E	E	E	E	E	B	C	C	F	F	F	F	F	F	F	D	F	D	E	D
8:00 AM	D	D	D	D	D	B	C	D	F	F	F	F	F	F	F	D	F	D	E	D
8:15 AM	D	D	D	D	D	B	F	F	F	F	F	F	F	F	F	D	E	D	D	C
8:30 AM	D	D	D	D	D	C	F	F	F	F	F	F	F	F	F	D	E	D	D	C

SEGMENT	52	53	54	55	56	57	58	59	60	61	62	63	64	65	66	67	68	69	70	71	
Segment Length (ft)	735	2,000		15,000	2,000	1,635	1,500	2,325	1,500	3,850	3,000	3,040	1,500	3,185	1,500	500	2,000	2,245	1,500	3,035	1,500
Number of lanes	3	3		3	3	3	3	3	3	3	3	3	2	2	2	3	2	2	2	2	2
Free Flow Speed (mph)	70	70		70	70	70	70	70	70	70	70	70	70	70	70	70	70	70	70	70	70
Segment demand (vph)	4,400	4,400		4,400	4,400	4,400	4,400	3,452	4,178	4,178	4,178	4,178	3,580	4,175	4,175	4,175	3,615	3,615	3,272	3,438	
On-Ramp demand (vph)								726							595					166	
Off-Ramp demand (vph)						948						598				560			343		
Ramp-to-Ramp demand (vph)																					
Travel time per vehicle (min)	0.18	0.48		3.59	0.48	0.39	0.29	0.48	0.30	1.56	1.78	2.20	1.31	1.71	0.32	0.20	0.44	0.67	0.30	0.78	0.31
VMTD Veh-miles (Demand)	613	1,667		12,500	1,667	1,363	1,250	1,520	1,187	3,046	2,374	2,406	1,187	2,160	1,186	395	1,581	1,537	1,027	1,881	977
VMTV Veh-miles (Volume)	613	1,667		12,500	1,667	1,362	1,250	1,520	1,180	2,912	2,193	2,145	1,050	1,907	1,067	356	1,423	1,384	925	1,697	886
VHT travel (hrs)	12.90	35.10		263.23	35.10	28.69	21.51	27.63	21.09	103.90	114.75	136.70	80.94	90.32	20.28	12.46	27.52	36.39	16.49	38.18	16.26
VHD delay (hrs)	4.15	11.29		84.66	11.29	9.23	3.65	5.91	4.23	62.30	83.42	106.06	65.95	63.07	5.04	7.38	7.20	16.62	3.28	13.93	3.60
Space mean speed (mph)	47	47		47	47	47	58	55	56	28	19	16	13	21	53	29	52	38	56	44	54
Segment density (veh/mi/lane)	31	31		31	31	31	25	21	25	47	67	79	95	75	27	66	26	43	27	33	25
Segment density (pc/mi/lane)	36	36		36	36	36	29	24	28	55	77	91	109	86	31	76	30	50	32	39	29
Tolled Express Lane	GP	GP		GP	GP	GP	GP	GP	GP	GP	GP	GP	GP	GP	GP	GP	GP	GP	GP	GP	GP
Space mean speed (mph)	47	47		47	47	47	58	55	56	28	19	16	13	21	53	29	52	38	56	44	54
Travel time per vehicle (min)	0.18	0.48		3.59	0.48	0.39	0.29	0.48	0.30	1.56	1.78	2.20	1.31	1.71	0.32	0.20	0.44	0.37	0.24	0.49	0.24
Volume (vph)	-	-		-	-	-	-	-	-	-	-	-	-	-	-	-	-	559	559	559	559
Level of Service (LOS)																		A	A	A	A

SEGMENT	72	73	74	75	76	77	78	79	80	81	82	83	84	85	86	87	88	89	90
Segment Length (ft)	18,155	2,000	425	1,500	3,020	1,500	4,340	1,500	3,245	1,500	5,790	3,075	750	895	1,165	2,870	750	705	2,000
Number of lanes	2	3	2	2	2	2	2	2	2	2	2	2	2	2	2	2	2	2	2
Free Flow Speed (mph)	70	70	70	70	70	70	70	70	70	70	70	70	70	70	70	70	70	70	70
Segment demand (vph)	2,923	3,220	3,220	3,220	2,997	3,549	3,549	3,549	2,903	3,463	3,463	3,463	3,738	3,738	3,738	2,959	3,551	3,551	3,551
On-Ramp demand (vph)				223				646							779				
Off-Ramp demand (vph)		293				552				560			275				592		
Ramp-to-Ramp demand (vph)																			
Travel time per vehicle (min)	4.34	0.41	0.11	0.32	0.70	0.31	1.28	0.32	0.73	0.31	1.61	0.86	0.15	0.19	0.25	0.58	0.15	0.21	0.60
VMTD Veh-miles (Demand)	10,051	1,220	259	915	1,714	1,008	2,917	1,008	1,784	984	3,797	2,017	531	634	825	1,608	504	474	1,345
VMTV Veh-miles (Volume)	10,051	1,216	258	912	1,709	1,005	2,909	1,005	1,778	980	3,784	2,010	529	631	822	1,601	504	474	1,345
VHT travel (hrs)	211.67	22.07	5.71	16.94	34.97	18.10	75.42	18.75	35.28	17.65	92.68	49.22	9.42	11.94	15.55	28.45	9.10	12.47	35.38
VHD delay (hrs)	68.09	4.69	2.02	3.91	10.56	3.74	33.87	4.39	9.88	3.65	38.62	20.51	1.86	2.92	3.81	5.58	1.89	5.70	16.17
Space mean speed (mph)	47	55	45	54	49	56	39	54	50	56	41	41	56	53	53	56	55	38	38
Segment density (veh/mi/lane)	31	19	35	28	31	28	46	26	29	29	42	42	31	37	27	26	30	47	47
Segment density (pc/mi/lane)	35	22	40	31	34	31	52	30	32	32	48	48	35	42	31	29	34	53	53
Tolled Express Lane		TEL-OFR	GP	GP	GP	GP	GP	GP	GP	GP	GP	GP	GP	GP	GP	GP	GP	GP	GP
Space mean speed (mph)	70	55	45	54	49	56	39	54	50	56	41	41	56	53	53	56	55	38	38
Travel time per vehicle (min)	2.95	0.41	0.11	0.32	0.70	0.31	1.28	0.32	0.73	0.31	1.61	0.86	0.15	0.19	0.25	0.58	0.15	0.21	0.60
Volume (vph)	273	-	-	-	-	-	-	-	-	-	-	-	-	-	-	-	-	-	-
Level of Service (LOS)	A																		

6:45 AM	C	B	C	C	C	C	D	C	C	D	E	E	D	D	C	D	D	E	E
7:00 AM	D	C	E	D	E	D	F	D	D	D	F	F	D	D	D	D	D	F	F
7:15 AM	E	C	F	D	E	D	F	D	D	D	F	F	F	F	F	C	D	F	F
7:30 AM	E	C	E	D	E	D	F	D	D	D	F	F	D	D	D	C	D	F	F
7:45 AM	D	B	D	D	D	D	E	C	D	D	E	E	D	D	D	D	D	F	F
8:00 AM	E	C	E	D	D	D	F	D	D	D	F	F	F	F	F	E	E	F	F
8:15 AM	D	B	D	C	D	C	E	C	D	D	E	E	D	D	D	C	D	E	E
8:30 AM	C	B	C	C	C	C	D	C	C	C	D	D	D	D	C	D	D	E	E

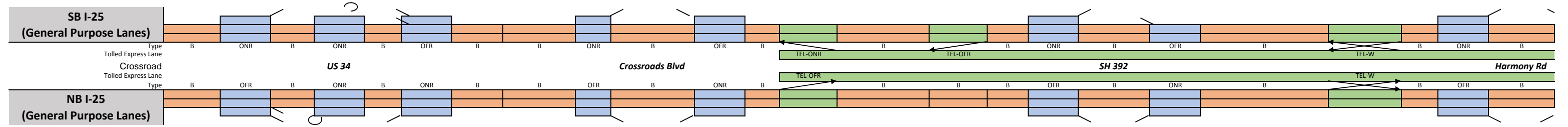


6:45 AM	E	C	F	E	F	F	F	F	F	F	F	F	F	F	F	F	D	D	F	F
7:00 AM	D	F	F	F	F	F	F	F	F	F	F	F	F	F	F	F	D	F	F	F
7:15 AM	F	F	F	F	F	F	F	F	F	F	F	F	F	F	F	F	D	F	F	F
7:30 AM	F	F	F	F	F	F	F	F	F	F	F	F	F	F	F	F	D	F	F	F
7:45 AM	F	F	F	F	F	F	F	F	F	F	F	F	F	F	F	F	C	F	F	F
8:00 AM	F	F	F	F	F	F	F	F	F	F	F	F	F	F	F	D	D	F	F	F
8:15 AM	F	F	F	F	F	F	F	F	F	F	F	F	F	F	F	F	D	F	F	F
8:30 AM	F	F	F	F	F	F	F	F	F	F	F	F	F	F	F	D	E	F	F	F

SEGMENT	72	73	74	75	76	77	78	79	80	81	82	83	84	85	86	87	88	89	90
Segment Length (ft)	18,150	2,000	500	1,500	2,890	1,500	4,225	1,500	4,255	1,500	3,160	1,500	3,095	1,610	1,500	2,930	1,500	1,095	2,000
Number of lanes	2	3	2	2	2	2	2	2	2	2	2	2	2	2	2	2	2	2	2
Free Flow Speed (mph)	70	70	70	70	70	70	70	70	70	70	70	70	70	70	70	70	70	70	70
Segment demand (vph)	3,438	3,998	3,995	3,995	3,755	4,275	4,275	4,275	3,745	4,472	4,472	4,472	4,144	4,144	4,144	3,331	4,032	4,032	4,032
On-Ramp demand (vph)		560				520				727									
Off-Ramp demand (vph)		3		240				530				328			813				
Ramp-to-Ramp demand (vph)		3																	
Travel time per vehicle (min)	13.43	2.20	0.25	0.79	1.86	0.58	1.68	0.59	2.42	0.33	1.26	0.30	0.98	0.51	0.31	0.62	0.38	0.37	0.68
VMTD Veh-miles (Demand)	11,818	1,514	378	1,135	2,055	1,214	3,421	1,214	3,018	1,270	2,676	1,270	2,429	1,264	1,177	1,848	1,145	836	1,527
VMTV Veh-miles (Volume)	8,950	1,199	300	898	1,622	988	2,771	983	2,441	1,067	2,248	1,067	2,054	1,068	995	1,542	989	722	1,317
VHT travel (hrs)	582.74	116.28	13.43	41.86	92.02	33.44	96.68	34.07	121.94	20.57	78.76	18.99	56.97	29.63	18.04	28.72	22.00	21.28	39.62
VHD delay (hrs)	454.88	99.15	9.15	29.03	68.85	19.32	57.10	20.02	87.06	5.32	46.64	3.75	27.63	14.37	3.82	6.69	7.88	10.97	20.81
Space mean speed (mph)	15	10	22	21	18	30	29	29	20	52	29	56	36	36	55	54	45	34	33
Segment density (veh/mi/lane)	85	102	71	74	84	59	60	60	76	29	66	31	49	49	29	26	36	51	52
Segment density (pc/mi/lane)	97	118	82	85	97	68	69	69	87	33	76	36	56	56	34	30	41	59	60
Tolled Express Lane		TEL-ONR	GP	GP	GP	GP	GP	GP	GP	GP	GP	GP	GP	GP	GP	GP	GP	GP	GP
Space mean speed (mph)	70	10	22	21	18	30	29	29	20	52	29	56	36	36	55	54	45	34	33
Travel time per vehicle (min)	2.95	2.20	0.25	0.79	1.86	0.58	1.68	0.59	2.42	0.33	1.26	0.30	0.98	0.51	0.31	0.62	0.38	0.37	0.68
Volume (vph)	559	3	3	3	3	3	3	3	3	3	3	3	2	2	2	2	2	2	2
Level of Service (LOS)	A	A	A	A	A	A	A	A	A	A	A	A	A	A	A	A	A	A	A

SEGMENT	91	92	93	94	95	96	97	98	99	100	101	102	103	104	105	106	107	108	109	110	111	112	113	114	
Segment Length (ft)	2,640	1,500	405	755	1,250	1,500	1,435	3,000	1,500	3,480	1,500	700	2,000	4,255	2,000	460	1,500	3,240	1,500	6,730	3,000	455	1,500	3,025	
Number of lanes	2	2	2	2	2	2	2	2	2	2	2	2	3	2	3	2	2	2	2	2	3	2	2	2	
Free Flow Speed (mph)	70	70	70	70	70	70	70	70	70	70	70	70	70	70	70	70	70	70	70	70	70	70	70	70	
Segment demand (vph)	3,551	3,551	2,970	2,970	2,364	3,394	3,394	3,394	3,394	2,730	3,388	3,388	3,388	2,903	3,373	2,907	2,907	2,251	2,864	2,864	3,330	2,924	2,924	1,952	
On-Ramp demand (vph)		581		606						664			485		466		656				406		972		
Off-Ramp demand (vph)						1,030					658				470				613		466				
Ramp-to-Ramp demand (vph)															466						402				
Travel time per vehicle (min)	0.79	0.32	0.09	0.16	0.26	0.31	0.39	0.82	0.32	0.76	0.31	0.19	0.42	1.02	0.40	0.10	0.30	0.65	0.31	1.50	0.52	0.10	0.30	0.59	
VMTD Veh-miles (Demand)	1,776	1,009	228	425	560	964	922	1,928	964	1,799	963	449	1,283	2,339	1,278	253	826	1,381	814	3,651	1,892	252	831	1,118	
VMTV Veh-miles (Volume)	1,776	1,009	228	425	560	964	922	1,928	964	1,799	963	449	1,283	2,339	1,278	253	826	1,381	814	3,651	1,892	252	831	1,118	
VHT travel (hrs)	46.71	18.80	4.68	7.77	10.12	17.69	22.26	46.54	17.90	34.51	17.41	10.90	23.96	49.39	22.44	5.05	14.71	24.38	14.68	71.58	29.11	5.02	14.73	19.19	
VHD delay (hrs)	21.34	4.39	1.42	1.70	2.13	3.92	9.08	18.99	4.13	8.81	3.66	4.48	5.62	15.97	4.18	1.43	2.91	4.65	3.06	19.43	2.08	1.42	2.86	3.21	
Space mean speed (mph)	38	54	49	55	55	55	41	41	54	52	55	41	54	47	57	50	56	57	55	51	65	50	56	58	
Segment density (veh/mi/lane)	47	26	30	24	21	22	41	41	26	26	27	41	21	31	19	29	21	20	27	28	17	29	20	17	
Segment density (pc/mi/lane)	53	30	34	26	24	25	46	46	30	29	30	46	23	35	22	32	23	22	30	31	19	33	23	19	
Tolled Express Lane	GP	GP	GP	GP	GP	GP	GP	GP	GP	GP	GP	GP	GP	GP	GP	GP	GP	GP	GP	GP	GP	GP	GP	GP	
Space mean speed (mph)	38	54	49	55	55	55	41	41	54	52	55	41	54	47	57	50	56	57	55	51	65	50	56	58	
Travel time per vehicle (min)	0.79	0.32	0.09	0.16	0.26	0.31	0.39	0.82	0.32	0.76	0.31	0.19	0.42	1.02	0.40	0.10	0.30	0.65	0.31	1.50	0.52	0.10	0.30	0.59	
Volume (vph)	-	-	-	-	-	-	-	-	-	-	-	-	-	-	466	466	467	467	467	467	467	402	402	402	402
Level of Service (LOS)															A	A	A	A	A	A	A	A	A	A	

6:45 AM	E	C	D	C	C	B	D	D	C	C	C	E	C	D	B	D	C	C	C	D	B	D	C	B
7:00 AM	F	D	D	C	C	C	E	E	D	D	C	E	C	D	B	D	C	C	C	C	B	D	B	B
7:15 AM	F	D	D	C	C	C	E	E	C	C	C	D	B	D	B	C	B	B	C	D	B	D	B	B
7:30 AM	F	D	D	C	C	C	F	F	D	D	D	F	C	E	C	D	C	C	D	D	B	D	C	B
7:45 AM	F	D	D	C	C	C	F	F	D	D	D	F	C	E	C	E	C	C	D	D	B	E	C	C
8:00 AM	F	D	E	D	D	C	F	F	D	D	D	F	C	E	C	E	C	C	D	D	B	E	C	C
8:15 AM	E	C	D	C	C	C	E	E	D	D	D	E	C	E	C	D	C	C	D	D	B	D	C	B
8:30 AM	E	C	D	C	C	C	E	E	C	D	C	E	C	D	C	D	C	C	D	D	B	D	C	C

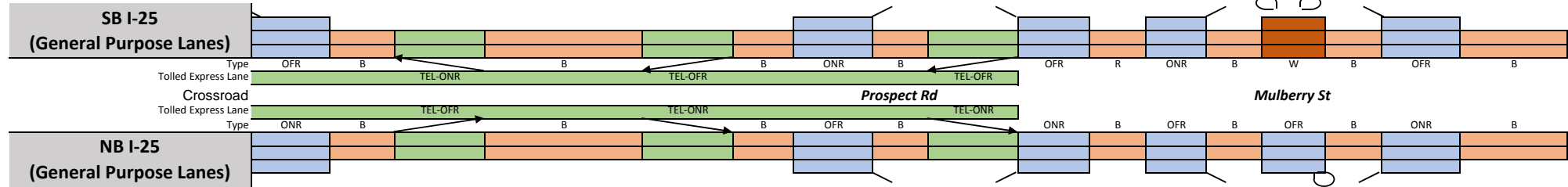


6:45 AM	F	C	D	C	F	F	F	D	F	D	C	F	C	E	E	E	D	C	C	E	C	E	D	C
7:00 AM	F	F	D	E	F	F	F	D	F	E	F	F	D	F	F	F	D	D	C	E	C	F	D	C
7:15 AM	F	F	E	F	F	F	F	D	F	E	F	F	D	F	F	F	D	D	D	F	C	F	D	D
7:30 AM	F	F	F	F	F	F	F	D	F	F	F	F	E	F	F	F	F	E	F	F	E	F	F	D
7:45 AM	F	F	F	F	F	F	F	D	F	E	F	F	D	F	F	F	E	F	F	F	F	F	F	D
8:00 AM	F	F	F	F	F	F	F	D	F	D	F	F	C	F	F	F	D	F	D	F	F	F	D	D
8:15 AM	F	F	F	F	F	F	F	D	F	C	F	F	D	F	F	F	D	F	D	F	F	F	F	D
8:30 AM	F	F	F	F	F	F	F	D	F	D	F	F	D	F	F	F	D	C	D	F	F	F	D	D

SEGMENT	91	92	93	94	95	96	97	98	99	100	101	102	103	104	105	106	107	108	109	110	111	112	113	114
Segment Length (ft)	1,925	1,500	1,050	1,500	600	1,500	1,545	3,000	540	3,680	1,500	500	2,000	4,255	2,000	900	1,500	2,900	1,500	6,630	3,000	600	1,500	2,565
Number of lanes	2	2	2	2	2	2	2	3	2	2	2	2	3	2	2	2	2	2	2	2	3	2	2	2
Free Flow Speed (mph)	70	70	70	70	70	70	70	70	70	70	70	70	70	70	70	70	70	70	70	70	70	70	70	70
Segment demand (vph)	4,032	4,032	3,094	3,677	3,677	4,289	4,289	4,289	4,289	3,501	4,110	4,110	4,112	3,652	3,652	3,652	3,652	3,014	3,730	3,730	4,190	3,826	3,826	2,735
On-Ramp demand (vph)				583		612					609		2							716		460		
Off-Ramp demand (vph)		938							788				460				638				364		1,091	
Ramp-to-Ramp demand (vph)													2								364			
Travel time per vehicle (min)	0.72	0.54	0.73	0.75	0.31	0.33	0.62	0.64	0.11	0.82	0.32	0.19	0.44	1.55	0.73	0.33	0.30	1.08	0.32	2.52	0.99	0.23	0.31	0.57
VMTD Veh-miles (Demand)	1,470	1,145	615	1,045	418	1,218	1,255	2,437	439	2,440	1,168	389	1,558	2,943	1,383	623	1,038	1,655	1,060	4,684	2,381	435	1,087	1,329
VMTV Veh-miles (Volume)	1,257	973	513	894	357	1,067	1,099	2,134	384	2,136	1,043	348	1,392	2,943	1,383	622	1,037	1,639	1,051	4,647	2,321	423	1,058	1,294
VHT travel (hrs)	41.25	31.04	31.53	39.35	16.23	20.46	38.51	40.11	6.96	41.71	19.64	11.33	26.84	94.63	44.48	20.02	18.38	53.55	20.01	155.30	67.65	14.36	19.43	25.20
VHD delay (hrs)	23.29	17.13	24.21	26.59	11.12	5.22	22.80	9.62	1.47	11.21	4.74	6.36	6.96	52.58	24.72	11.12	3.55	30.13	5.00	88.92	34.49	8.32	4.32	6.72
Space mean speed (mph)	30	31	16	23	22	52	29	53	55	51	53	31	52	31	31	31	56	31	53	30	34	29	54	51
Segment density (veh/mi/lane)	57	53	79	69	71	28	66	24	31	30	26	60	26	59	59	59	31	49	27	62	40	63	30	26
Segment density (pc/mi/lane)	65	60	91	80	82	32	76	27	35	34	30	69	30	68	68	68	35	56	31	71	46	73	34	30
Tolled Express Lane	GP	GP	GP	GP	GP	GP	GP	GP	GP	GP	GP	GP	GP	GP	GP	GP	GP	GP	GP	GP	GP	GP	GP	GP
Space mean speed (mph)	30	31	16	23	22	52	29	53	55	51	53	31	52	31	31	31	56	31	53	30	34	29	54	51
Travel time per vehicle (min)	0.72	0.54	0.73	0.75	0.31	0.33	0.62	0.64	0.11	0.82	0.32	0.19	0.44	1.55	0.73	0.33	0.30	1.08	0.32	2.52	0.99	0.23	0.31	0.57
Volume (vph)	2	2	2	2	2	2	2	1	1	1	1	1	2	460	460									

SEGMENT	115	116	117	118	119	120	121	122	123	124	125	126	127	128	129	130	131		
Segment Length (ft)	1,500	500	2,000	4,840	2,000	500	1,500	535	2,000	775	715	1,160	700	420	750	1,500	2,700	276,955	
Number of lanes	2	2	3	2	3	2	2	2	3	2	2	2	2	3	2	2	2		
Free Flow Speed (mph)	70	70	70	70	70	70	70	70	70	70	70	70	70	70	70	70	70		
Segment demand (vph)	2,857	2,857	3,259	2,817	3,259	2,909	2,909	2,130	2,479	2,671	2,671	2,671	2,168	2,212	1,231	1,833	1,833		
On-Ramp demand (vph)			442		350		779					503		981					
Off-Ramp demand (vph)	905		402		442				349	192				44		602			
Ramp-to-Ramp demand (vph)			402		350									1					
Travel time per vehicle (min)	0.31	0.11	0.40	1.08	0.40	0.11	0.31	0.11	0.41	0.16	0.14	0.23	0.14	0.10	0.14	0.31	0.53	72.72	
VMTD Veh-miles (Demand)	812	271	1,234	2,582	1,234	275	826	216	939	392	362	587	287	176	175	521	937	230,064	
VMTV Veh-miles (Volume)	812	271	1,234	2,582	1,234	275	826	216	939	392	362	587	287	176	175	521	937	212,571	
VHT travel (hrs)	14.82	5.36	21.74	50.60	21.92	5.53	14.95	3.78	16.76	6.96	6.43	10.33	4.98	3.52	2.90	9.39	16.17	5,110.16	
VHD delay (hrs)	3.23	1.49	4.10	13.72	4.29	1.60	3.15	0.69	3.34	1.36	1.26	1.94	0.88	1.00	0.40	1.95	2.78	3,797.82	
Space mean speed (mph)	55	51	57	51	56	50	55	57	56	56	56	57	58	50	60	55	58	42	
Segment density (veh/mi/lane)	22	28	19	28	19	29	23	19	15	20	24	19	19	14	10	15	16	37	
Segment density (pc/mi/lane)	25	32	21	31	21	33	26	21	16	22	26	21	20	15	12	18	18	42	
Tolled Express Lane	TEL-ONR			TEL-OFR			TEL-OFR			GP	GP	GP	GP	GP	GP	GP	GP	GP	TEL
Space mean speed (mph)	69	64	57	70	56	70	69	64	56	56	56	57	58	50	60	55	58	59	
Travel time per vehicle (min)	0.25	0.09	0.40	0.79	0.40	0.08	0.25	0.09	0.41	0.16	0.14	0.23	0.14	0.10	0.14	0.31	0.53	63.95	
Volume (vph)	402	402	402	442	350	349	349	349	-	-	-	-	-	-	-	-	-	8.78	
Level of Service (LOS)	A	A	A	A	A	A	A	A											

6:45 AM	C	C	B	C	B	C	C	B	B	B	B	B	B	B	A	B	B
7:00 AM	C	D	B	C	B	D	C	C	B	B	B	B	B	B	A	B	B
7:15 AM	C	C	B	C	B	C	C	B	B	C	C	B	B	B	A	B	B
7:30 AM	C	D	B	C	B	D	C	B	B	C	C	B	B	B	A	B	B
7:45 AM	C	E	C	E	C	E	D	C	B	C	C	C	C	B	B	B	C
8:00 AM	C	E	C	E	C	E	D	D	B	C	C	C	C	B	B	C	C
8:15 AM	C	D	C	D	C	D	C	C	B	C	C	C	C	B	B	B	B
8:30 AM	C	D	C	D	C	D	C	C	B	C	C	C	C	B	B	B	C

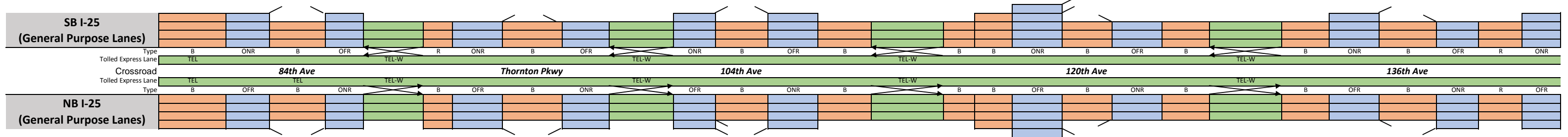


6:45 AM	C	C	B	C	B	D	B	C	B	B	D	C	B	B	A	A	A
7:00 AM	C	D	C	D	C	D	B	C	B	B	D	C	B	B	A	A	B
7:15 AM	C	D	C	D	C	E	B	C	B	B	D	C	B	B	A	A	B
7:30 AM	C	E	C	E	C	F	B	D	C	C	E	D	C	B	B	B	B
7:45 AM	C	E	C	E	C	E	B	D	B	C	E	D	C	C	B	B	B
8:00 AM	C	E	C	D	C	E	B	C	B	C	D	C	B	B	A	A	B
8:15 AM	C	E	C	E	C	E	B	C	B	C	E	D	C	B	B	B	B
8:30 AM	C	E	C	D	C	E	B	C	B	C	D	C	C	B	B	B	B

SEGMENT	115	116	117	118	119	120	121	122	123	124	125	126	127	128	129	130	131		
Segment Length (ft)	1,500	900	2,000	4,840	2,000	740	1,500	525	2,000	1,165	570	750	510	840	550	1,500	2,700	277,130	
Number of lanes	2	2	3	2	3	2	2	2	3	2	2	2	2	2	2	2	2		
Free Flow Speed (mph)	70	70	70	70	70	70	70	70	70	70	70	70	70	70	70	70	70		
Segment demand (vph)	3,131	3,131	3,495	3,101	3,494	3,168	3,168	2,406	2,730	2,920	2,920	2,920	2,094	2,094	1,304	1,629	1,629		
On-Ramp demand (vph)	396		364		393		762		324	190						325			
Off-Ramp demand (vph)			394		326							826		790					
Ramp-to-Ramp demand (vph)			364		326														
Travel time per vehicle (min)	0.31	0.23	0.40	1.20	0.41	0.19	0.31	0.11	0.41	0.23	0.13	0.16	0.10	0.19	0.10	0.29	0.51	90.84	
VMTD Veh-miles (Demand)	889	534	1,324	2,843	1,323	444	900	239	1,034	644	315	415	202	333	136	463	833	216,596	
VMTV Veh-miles (Volume)	869	521	1,297	2,785	1,300	436	884	235	1,018	635	311	409	199	328	134	458	824	204,317	
VHT travel (hrs)	15.70	11.49	23.01	61.00	23.19	9.87	16.04	4.33	18.28	11.22	6.29	7.43	3.49	6.55	2.21	7.88	13.82	5,587.26	
VHD delay (hrs)	3.29	4.04	4.48	21.22	4.63	3.64	3.41	0.97	3.75	2.15	1.85	1.59	0.65	1.86	0.29	1.34	2.05	2,584.47	
Space mean speed (mph)	55	45	56	46	56	44	55	54	56	57	49	55	57	50	61	58	60	37	
Segment density (veh/mi/lane)	23	34	20	33	21	35	15	22	16	20	29	24	18	15	11	10	14	40	
Segment density (pc/mi/lane)	26	39	23	38	24	40	18	25	18	22	33	27	20	17	12	11	15	46	
Tolled Express Lane	TEL-OFR			TEL-ONR			TEL-ONR			GP	GP	GP	GP	GP	GP	GP	GP	GP	TEL
Space mean speed (mph)	70	70	56	70	56	66	70	70	56	57	49	55	57	50	61	58	60	61	
Travel time per vehicle (min)	0.24	0.15	0.40	0.79	0.41	0.13	0.24	0.09	0.41	0.23	0.13	0.16	0.10	0.19	0.10	0.29	0.51	71.20	
Volume (vph)	364	364	364	393	326	326	326	326	-	-	-	-	-	-	-	-	-	19.63	
Level of Service (LOS)	A	A	A	A	A	A	A	A											

SEGMENT	1	2	3	4	5	6	7	8	9	10	11	12	13	14	15	16	17	18	19	20	21	22	23	24	25	26	27	28	
Segment Length (ft)	2,700	1,500	1,865	1,100	2,530	715	750	1,835	750	2,900	1,045	1,735	1,010	2,190	3,100	95	800	1,500	1,575	1,500	1,400	3,000	1,315	1,500	2,095	750	1,390	750	
Number of lanes	4	4	3	3	4	3	3	3	3	4	3	3	3	3	4	3	4	3	3	3	3	4	3	3	3	3	3	3	
Free Flow Speed (mph)	60	60	60	60	60	60	60	60	60	60	60	60	60	60	60	60	60	60	65	65	65	65	65	65	65	65	65	65	
Segment demand (vph)	5,068	5,068	3,872	4,655	5,513	4,679	4,679	3,862	4,661	5,502	4,746	3,579	4,421	4,421	5,174	4,634	4,634	4,634	3,255	4,369	4,369	4,908	4,463	4,463	3,625	4,273	4,273	4,273	
On-Ramp demand (vph)		1,196			834		817			756	1,167				540			1,379				445		838				834	
Off-Ramp demand (vph)				783	858				799	841			842		753					1,114		539			648				
Ramp-to-Ramp demand (vph)					614					686					463						395								
Travel time per vehicle (min)	0.68	0.29	0.47	0.24	0.67	0.17	0.17	0.47	0.17	0.74	0.24	0.43	0.22	0.61	0.80	0.03	0.19	0.34	0.35	0.31	0.36	0.63	0.35	0.32	0.48	0.16	0.30	0.16	
VMTD Veh-miles (Demand)	2,592	1,440	1,368	970	2,642	634	665	1,342	662	3,022	939	1,176	846	1,834	3,038	83	702	1,316	971	1,241	1,158	2,789	1,112	1,268	1,438	607	1,125	607	
VMTV Veh-miles (Volume)	2,592	1,440	1,368	970	2,642	634	665	1,342	662	3,022	939	1,176	846	1,834	3,038	83	702	1,316	971	1,241	1,158	2,789	1,112	1,268	1,438	607	1,125	607	
VHT travel (hrs)	57.21	24.40	30.56	18.84	61.88	12.92	13.55	29.98	12.86	67.75	19.13	25.37	16.41	44.83	69.15	2.13	14.93	26.12	18.85	22.77	26.50	51.43	25.99	23.81	29.06	11.09	21.11	11.39	
VHD delay (hrs)	14.02	0.41	7.77	2.67	17.85	2.36	2.48	7.61	1.83	17.38	3.47	5.77	2.32	14.26	18.52	0.75	3.23	4.18	3.91	3.68	8.68	8.52	8.89	4.31	6.94	1.76	3.80	2.05	
Space mean speed (mph)	45	59	45	51	43	49	49	45	51	45	49	46	52	41	44	39	47	50	52	55	44	54	43	53	49	55	53	53	
Segment density (veh/mi/lane)	28	21	29	30	32	32	32	29	30	30	32	26	29	36	29	40	25	31	21	27	33	22	35	28	24	26	27	27	
Segment density (pc/mi/lane)	33	25	34	35	37	37	37	34	35	35	37	30	33	42	34	46	29	36	25	31	39	26	40	33	28	30	31	31	
Tolled Express Lane	TEL				TEL-W					TEL-W					TEL-W						TEL-W								
Space mean speed (mph)	45	60	60	57	43	60	60	60	55	45	60	60	60	60	44	60	60	60	65	65	64	54	65	65	65	65	65	65	
Travel time per vehicle (min)	0.68	0.28	0.35	0.22	0.67	0.14	0.14	0.35	0.15	0.74	0.20	0.33	0.19	0.42	0.80	0.02	0.15	0.28	0.28	0.26	0.25	0.63	0.23	0.26	0.37	0.13	0.24	0.13	
Volume (vph)	857	857	857	857	614	842	842	842	842	686	753	753	753	753	463	538	538	538	538	538	538	395	444	444	444	444	444	444	
Level of Service (LOS)	C	B	B	B	B	B	B	B	B	B	B	B	B	B	A	A	A	A	A	A	A	A	A	A	A	A	A	A	

4:30 PM	D	C	E	C	E	D	D	D	D	D	D	D	C	E	D	F	D	B	C	D	E	C	E	C	D	D	D	C
4:45 PM	D	C	E	C	E	D	D	E	D	E	D	D	C	E	D	F	D	C	C	D	E	C	E	C	D	E	E	C
5:00 PM	D	C	D	C	D	D	D	D	D	D	D	D	C	E	D	E	D	B	C	D	E	C	E	C	D	E	E	C
5:15 PM	D	C	E	C	E	D	D	D	D	D	D	D	C	E	D	E	D	B	C	D	E	C	E	C	D	D	D	C
5:30 PM	E	D	D	C	E	D	D	D	D	E	D	D	C	E	D	F	D	B	C	D	E	C	E	C	D	E	E	C
5:45 PM	D	C	D	C	E	D	D	E	D	E	D	D	C	F	E	F	D	C	D	D	E	D	E	C	D	E	E	C
6:00 PM	D	C	D	C	E	D	D	D	D	E	D	D	C	F	E	F	D	C	C	D	E	D	E	C	D	E	E	C
6:15 PM	D	C	D	C	E	D	D	D	D	E	D	D	C	E	D	F	D	B	C	D	E	D	E	C	D	E	E	C

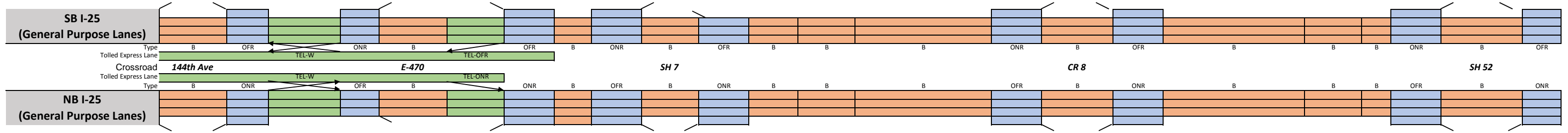


4:30 PM	D	C	E	D	E	D	C	E	C	E	C	D	C	E	E	F	D	B	D	C	E	D	F	D	D	C	D	D
4:45 PM	D	C	E	D	E	D	C	E	D	E	C	D	D	F	E	F	D	B	D	C	E	D	F	D	D	C	D	D
5:00 PM	D	C	E	D	E	D	C	E	D	E	C	D	D	F	D	F	D	B	D	D	E	D	F	E	D	C	D	D
5:15 PM	D	C	E	D	E	D	C	E	D	E	D	E	D	F	D	F	D	B	D	D	F	E	F	E	D	D	D	D
5:30 PM	E	D	E	D	E	D	C	E	F	F	F	E	D	F	D	F	D	F	E	D	F	C	F	E	E	D	D	D
5:45 PM	E	D	E	D	E	D	F	F	F	F	F	E	D	F	D	F	D	F	E	D	F	C	F	E	D	D	D	D
6:00 PM	E	D	E	D	F	F	F	F	F	F	F	E	F	F	D	F	D	F	E	D	F	D	F	F	D	D	D	D
6:15 PM	E	D	E	D	F	F	F	F	F	F	F	E	F	F	D	F	D	F	E	D	F	C	F	E	D	D	D	D

SEGMENT	1	2	3	4	5	6	7	8	9	10	11	12	13	14	15	16	17	18	19	20	21	22	23	24	25	26	27	28	
Segment Length (ft)	2,700	1,100	1,875	750	2,200	170	1,500	2,180	1,350	2,450	995	1,700	1,500	1,765	3,000	310	715	1,500	1,525	1,500	1,400	3,000	1,380	1,500	2,040	1,015	1,070	745	
Number of lanes	4	4	3	3	4	4	3	3	3	4	3	3	3	3	4	3	4	3	3	3	3	4	3	3	3	3	3	3	
Free Flow Speed (mph)	60	60	60	60	60	60	60	60	60	60	60	60	60	60	60	60	60	60	65	65	65	65	65	65	65	65	65	65	
Segment demand (vph)	5,503	5,503	4,408	5,074	6,252	5,195	5,195	4,427	5,232	6,296	5,421	4,444	5,121	5,121	5,993	5,261	5,261	5,261	4,259	5,030	5,030	5,777	5,308	5,308	4,237	4,930	4,930	4,930	
On-Ramp demand (vph)				666	1,178				805	1,064			677		872						771		747			693			
Off-Ramp demand (vph)		1,095			1,057		768			875	977				732			1,002				469		1,071				1,075	
Ramp-to-Ramp demand (vph)					999					828					694							431							
Travel time per vehicle (min)	0.70	0.21	0.51	0.18	0.56	0.06	0.34	0.71	0.33	0.87	0.22	0.45	0.35	0.54	0.62	0.10	0.18	0.33	0.37	0.33	0.40	0.65	0.44	0.31	0.49	0.22	0.23	0.16	
VMTD Veh-miles (Demand)	2,814	1,146	1,565	721	2,605	167	1,476	1,828	1,338	2,921	1,022	1,431	1,455	1,712	3,405	309	712	1,495	1,230	1,429	1,334	3,282	1,387	1,508	1,637	948	999	696	
VMTV Veh-miles (Volume)	2,814	1,146	1,565	721	2,602	167	1,469	1,796	1,311	2,826	985	1,379	1,409	1,658	3,313	300	692	1,453	1,194	1,394	1,301	3,212	1,357	1,475	1,601	930	980	682	
VHT travel (hrs)	64.06	19.35	37.26	14.88	57.78	4.83	29.72	51.42	28.02	88.07	19.27	32.06	28.81	44.32	60.24	8.39	15.10	28.41	25.49	26.74	32.94	61.19	37.91	27.13	34.08	17.82	18.79	12.60	
VHD delay (hrs)	17.16	0.24	11.17	2.86	14.41	2.05	5.23	21.49	10.06	42.04	2.86	9.08	5.33	16.69	5.02	3.38	3.56	4.20	7.12	5.30	12.92	11.77	17.03	4.44	9.46	3.52	3.71	2.10	
Space mean speed (mph)	44	59	42	48	45	35	49	35	47	32	51	43	49	37	55	36	46	51	47	52	39	52	36	54	47	52	52	54	
Segment density (veh/mi/lane)	31	23	35	35	34	37	35	42	37	47	34	33	34	44	27	48	28	33	29	31	41	27	48	32	29	31	31	30	
Segment density (pc/mi/lane)	36	27	40	40	39	43	40	48	42	54	39	38	39	51	31	55	32	38	34	36	48	31	56	37	34	36	36	34	
Tolled Express Lane	TEL		TEL		TEL-W					TEL-W					TEL-W						TEL-W								
Space mean speed (mph)	44	57	42	55	45	49	59	60	60	32	54	60	60	60	55	57	59	60	65	65	65	52	64	65	65	65	65	65	
Travel time per vehicle (min)	0.70	0.22	0.51	0.16	0.56	0.04	0.29	0.41	0.26	0.87	0.21	0.32	0.28	0.33	0.62	0.06	0.14	0.28	0.27	0.26	0.24	0.65	0.25	0.26	0.36	0.18	0.19	0.13	
Volume (vph)	1,163	1,163	1,163	1,163	999	1,056	1,056	1,056	1,056	828	874	874																	

SEGMENT	29	30	31	32	33	34	35	36	37	38	39	40	41	42	43	44	45	46	47	48	49	50	51		
Segment Length (ft)	2,720	1,280	3,000	1,280	3,650	2,000	750	685	750	2,535	1,500	520	2,000		7,390	1,500	2,750	1,500		7,610	2,000	295	1,500	3,030	1,500
Number of lanes	3	3	4	3	3	4	3	3	3	3	3	3	3		3	3	3	3		3	3	3	3	3	3
Free Flow Speed (mph)	65	65	65	65	70	70	70	70	70	70	70	70	70		70	70	70	70		70	70	70	70	70	70
Segment demand (vph)	3,439	3,936	4,379	3,982	3,850	4,255	4,573	4,573	4,573	3,584	4,178	4,178	4,178		4,178	4,178	3,779	4,017		4,017	4,021	4,021	4,021	3,120	3,394
On-Ramp demand (vph)			397	132					989							399							901		
Off-Ramp demand (vph)		497	443			405	318				594							238							274
Ramp-to-Ramp demand (vph)			371																						
Travel time per vehicle (min)	0.61	0.26	0.57	0.27	0.81	0.42	0.14	0.17	0.15	0.53	0.29	0.12	0.46		1.69	0.30	0.59	0.29		1.70	0.44	0.07	0.29	0.60	0.29
VMTD Veh-miles (Demand)	1,772	954	2,488	965	2,661	1,612	650	593	650	1,721	1,187	411	1,583		5,848	1,187	1,968	1,141		5,790	1,523	225	1,142	1,790	964
VMTV Veh-miles (Volume)	1,772	954	2,488	965	2,661	1,612	650	593	650	1,721	1,187	411	1,583		5,848	1,187	1,968	1,141		5,790	1,523	225	1,142	1,790	964
VHT travel (hrs)	35.01	17.18	41.47	18.02	51.70	29.82	10.96	12.99	11.54	31.73	20.19	8.28	31.83		117.62	20.58	37.30	19.19		113.50	29.55	4.36	19.59	31.44	16.20
VHD delay (hrs)	7.76	2.50	3.19	3.16	13.68	6.79	1.68	4.51	2.26	7.15	3.24	2.40	9.22		34.08	3.62	9.18	2.89		30.79	7.79	1.15	3.27	5.86	2.43
Space mean speed (mph)	51	56	60	54	51	54	59	46	56	54	59	50	50		50	58	53	59		51	52	52	58	57	60
Segment density (veh/mi/lane)	23	24	18	25	25	19	26	33	27	22	24	28	28		28	24	24	23		26	26	26	23	18	19
Segment density (pc/mi/lane)	26	28	21	29	29	22	30	38	31	25	27	32	32		32	28	27	26		30	30	30	26	21	22
Tolled Express Lane	TEL-W		TEL-OFR		GP	GP	GP	GP	GP	GP	GP	GP	GP	GP	GP	GP	GP	GP	GP	GP	GP	GP	GP	GP	GP
Space mean speed (mph)	65	64	60	66	70	54	63	46	56	54	59	50	50		50	58	53	59		51	52	52	58	57	60
Travel time per vehicle (min)	0.48	0.23	0.57	0.22	0.59	0.42	0.14	0.17	0.15	0.53	0.29	0.12	0.46		1.69	0.30	0.59	0.29		1.70	0.44	0.07	0.29	0.60	0.29
Volume (vph)	444	444	371	398	398	-	-	-	-	-	-	-	-		-	-	-	-		-	-	-	-	-	-
Level of Service (LOS)	A	A	A	A	A																				

4:30 PM	C	C	B	C	D	C	C	D	C	C	C	D	D		D	B	C	B		C	C	B	C	B
4:45 PM	D	C	C	C	D	C	C	E	C	C	C	D	D		D	B	C	C		D	D	B	C	B
5:00 PM	D	C	C	C	D	C	C	E	C	C	C	D	D		D	B	C	C		D	D	B	C	B
5:15 PM	D	C	C	C	D	C	C	E	C	C	C	D	D		D	B	C	C		D	D	B	C	B
5:30 PM	D	C	C	C	D	C	C	E	C	C	C	D	D		D	B	C	C		D	D	B	C	B
5:45 PM	D	C	C	C	D	C	C	E	C	C	C	D	D		D	B	C	C		D	D	B	C	B
6:00 PM	D	C	C	C	D	C	C	E	C	C	C	D	D		D	B	C	C		D	D	B	C	B
6:15 PM	D	C	C	C	D	C	C	E	C	C	C	D	D		D	B	C	C		D	D	B	C	B

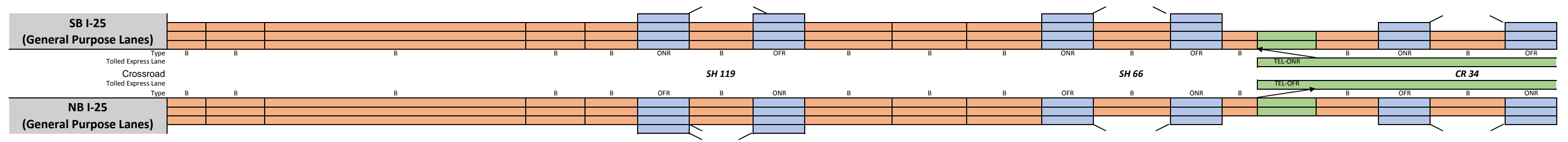


4:30 PM	C	C	B	C	C	C	C	C	B	D	C	D	D		D	C	D	B		D	D	C	C	B
4:45 PM	C	C	C	D	D	C	C	C	C	D	C	E	E		E	C	D	C		D	D	C	C	B
5:00 PM	D	C	C	D	D	C	C	C	C	D	C	E	E		E	C	D	C		E	E	C	C	B
5:15 PM	D	C	C	D	D	C	C	D	C	D	C	E	E		E	C	D	C		E	E	C	D	B
5:30 PM	D	C	C	D	D	C	C	D	C	D	C	F	F		F	D	D	C		E	E	D	D	B
5:45 PM	D	C	C	D	D	C	C	D	C	D	C	F	F		F	D	D	C		F	F	D	D	B
6:00 PM	D	C	C	D	D	C	C	D	C	D	C	F	F		F	D	D	C		F	F	D	D	B
6:15 PM	D	C	C	D	D	C	C	D	C	D	C	F	F		F	D	D	C		E	E	D	D	B

SEGMENT	29	30	31	32	33	34	35	36	37	38	39	40	41	42	43	44	45	46	47	48	49	50	51		
Segment Length (ft)	2,714	935	2,976	750	2,725	2,000	1,500	645	1,500	2,005	1,500	1,470	2,000		7,240	1,500	2,955	1,500		7,555	2,000	155	1,500	3,580	750
Number of lanes	3	3	4	3	3	4	3	4	3	3	3	3	3		3	3	3	3		3	3	3	3	3	3
Free Flow Speed (mph)	65	65	65	65	70	70	70	70	70	70	70	70	70		70	70	70	70		70	70	70	70	70	70
Segment demand (vph)	3,855	4,359	4,832	4,439	4,270	4,673	5,116	5,116	5,116	4,249	4,963	4,963	4,963		4,963	4,963	4,428	4,767		4,767	4,767	4,767	4,767	3,881	4,265
On-Ramp demand (vph)		504	473			403	443				714														384
Off-Ramp demand (vph)			393	169					867							535									
Ramp-to-Ramp demand (vph)			371																						
Travel time per vehicle (min)	0.62	0.20	0.56	0.15	0.63	0.42	0.30	0.14	0.29	0.45	0.30	0.39	0.53		1.91	0.29	0.68	0.30		1.99	0.53	0.04	0.29	0.78	0.15
VMTD Veh-miles (Demand)	1,982	772	2,723	631	2,204	1,770	1,453	625	1,453	1,613	1,410	1,382	1,880		6,805	1,410	2,478	1,354		6,821	1,806	140	1,354	2,631	606
VMTV Veh-miles (Volume)	1,943	759	2,681	620	2,169	1,744	1,434	617	1,434	1,592	1,394	1,366	1,858		6,728	1,394	2,450	1,340		6,821	1,806	140	1,354	2,631	606
VHT travel (hrs)	39.33	14.22	44.69	11.11	43.85	32.51	25.50	11.50	24.69	31.33	24.70	31.69	43.12		156.08	23.74	49.78	23.56		158.50	41.96	3.25	23.31	50.55	10.43
VHD delay (hrs)	9.43	2.55	3.44	1.57	12.87	7.59	5.01	2.69	4.20	8.58	4.78	12.18	16.57		59.98	3.83	14.78	4.42		61.05	16.16	1.25	3.96	12.96	1.78
Space mean speed (mph)	49	53	60	56	49	54	56	54	58	51	56	43	43		43	59	49	57		43	43	43	58	52	58
Segment density (veh/mi/lane)	26	27	20	26	28	22	30	24	29	27	29	38	38		38	28	30	28		37	37	37	27	25	24
Segment density (pc/mi/lane)	29	31	23	30	33	24	34	27	33	31	33	43	43		43	32	34	31		42	42	42	31	29	28
Tolled Express Lane	TEL-W		TEL-ONR		GP	GP	GP	GP	GP	GP	GP	GP	GP	GP	GP	GP	GP	GP	GP	GP	GP	GP	GP	GP	GP
Space mean speed (mph)	65	65	60	64	70	54	56	54	58	51	56	43	43		43	59	49	57		43	43	43	58	52	58
Travel time per vehicle (min)	0.47	0.16	0.56	0.13	0.44	0.42	0.30	0.14	0.29	0.45	0.30	0.39	0.53		1.91	0.29	0.68	0.30		1.99	0.53	0.04	0.29	0.78	0.15
Volume (vph)	468	468	371	392	392	-	-	-	-	-	-	-	-		-	-	-	-		-	-	-	-	-	-
Level of Service (LOS)	A	A	A	A	A																				

SEGMENT	52	53	54	55	56	57	58	59	60	61	62	63	64	65	66	67	68	69	70	71	
Segment Length (ft)	400	2,000		14,995	2,000	745	750	4,315	1,500	3,500	3,000	3,240	1,500	2,995	1,500	490	2,000	2,280	1,500	2,995	1,500
Number of lanes	3	3		3	3	3	3	3	3	3	3	3	3	3	3	2	3	2	2	2	2
Free Flow Speed (mph)	70	70		70	70	70	70	70	70	70	70	70	70	70	70	70	70	70	70	70	70
Segment demand (vph)	3,394	3,394		3,394	3,394	3,394	3,394	2,342	2,854	2,854	2,854	2,854	2,346	2,847	2,847	2,847	2,847	2,639	2,639	2,460	2,597
On-Ramp demand (vph)							1,052					508					208			179	
Off-Ramp demand (vph)								512							501						137
Ramp-to-Ramp demand (vph)																					
Travel time per vehicle (min)	0.08	0.41		3.06	0.41	0.15	0.15	0.82	0.29	0.68	0.59	0.63	0.29	0.57	0.29	0.11	0.40	0.50	0.30	0.64	0.30
VMTD Veh-miles (Demand)	257	1,286		9,639	1,286	479	482	1,914	811	1,892	1,622	1,751	811	1,331	809	264	1,078	1,140	750	1,395	738
VMTV Veh-miles (Volume)	257	1,286		9,639	1,286	479	482	1,914	811	1,892	1,622	1,751	811	1,331	809	264	1,078	1,140	750	1,395	738
VHT travel (hrs)	4.62	23.12		173.37	23.12	8.61	8.29	32.03	13.76	32.54	27.89	30.12	13.78	22.27	13.72	5.30	19.15	22.09	13.32	26.05	13.07
VHD delay (hrs)	0.95	4.76		35.67	4.76	1.77	1.41	4.69	2.18	5.51	4.72	5.10	2.20	3.26	2.17	1.52	3.75	5.81	2.61	6.12	2.53
Space mean speed (mph)	56	56		56	56	56	58	60	59	58	58	59	59	60	59	50	56	52	56	54	56
Segment density (veh/mi/lane)	20	20		20	20	20	19	13	16	16	16	16	16	13	16	29	17	26	20	23	21
Segment density (pc/mi/lane)	23	23		23	23	23	22	15	18	19	19	19	18	15	18	33	19	29	23	26	24
Tolled Express Lane	GP	GP		GP	GP	GP	GP	GP	GP	GP	GP	GP	GP	GP	GP	GP	GP	GP	GP	GP	GP
Space mean speed (mph)	56	56		56	56	56	58	60	59	58	58	59	59	60	59	50	56	52	56	54	56
Travel time per vehicle (min)	0.08	0.41		3.06	0.41	0.15	0.15	0.82	0.29	0.68	0.59	0.63	0.29	0.57	0.29	0.11	0.40	0.37	0.24	0.49	0.24
Volume (vph)	-	-		-	-	-	-	-	-	-	-	-	-	-	-	-	-	202	202	202	202
Level of Service (LOS)																		A	A	A	A

4:30 PM	C	C	C	C	C	B	B	B	B	B	B	B	B	B	B	D	B	C	C	C	C
4:45 PM	C	C	C	C	C	B	B	B	C	C	C	B	B	B	B	D	B	D	C	D	C
5:00 PM	C	C	C	C	C	B	B	B	B	B	B	B	B	B	B	D	B	D	C	C	C
5:15 PM	C	C	C	C	C	B	B	B	C	C	C	B	B	B	B	E	B	D	C	D	C
5:30 PM	C	C	C	C	C	B	B	B	B	B	B	B	B	B	B	D	B	D	C	C	C
5:45 PM	C	C	C	C	C	B	B	B	C	C	C	B	B	B	B	D	B	D	C	D	C
6:00 PM	C	C	C	C	C	B	B	B	B	B	B	B	B	B	B	D	B	D	C	C	C
6:15 PM	C	C	C	C	C	B	B	B	B	B	B	B	B	B	B	C	B	C	B	C	B

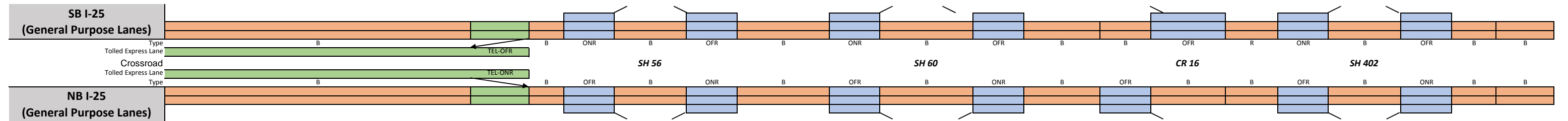


4:30 PM	C	C	C	C	C	B	B	B	C	C	C	C	D	C	E	C	D	C	D	C	C
4:45 PM	D	D	D	D	D	B	C	B	C	C	C	C	E	C	F	C	E	D	D	D	C
5:00 PM	D	D	D	D	D	B	C	C	D	D	D	C	E	D	F	C	F	D	D	E	C
5:15 PM	D	D	D	D	D	B	C	C	D	D	D	C	E	D	F	C	F	D	D	E	C
5:30 PM	D	D	D	D	D	B	C	C	D	D	D	C	E	D	F	C	E	D	D	D	C
5:45 PM	E	E	E	E	E	B	C	C	D	D	D	C	F	D	F	C	F	D	D	E	D
6:00 PM	E	E	E	E	E	B	C	C	D	D	D	C	D	F	F	C	F	D	D	D	C
6:15 PM	D	D	D	D	D	B	C	C	D	D	D	C	D	D	F	C	E	D	D	D	C

SEGMENT	52	53	54	55	56	57	58	59	60	61	62	63	64	65	66	67	68	69	70	71	
Segment Length (ft)	735	2,000		15,000	2,000	1,635	1,500	2,325	1,500	3,850	3,000	3,040	1,500	3,185	1,500	500	2,000	2,245	1,500	3,035	1,500
Number of lanes	3	3		3	3	3	3	3	3	3	3	3	3	2	2	2	3	2	2	2	2
Free Flow Speed (mph)	70	70		70	70	70	70	70	70	70	70	70	70	70	70	70	70	70	70	70	70
Segment demand (vph)	4,265	4,265		4,265	4,265	4,265	4,265	3,087	3,867	3,867	3,867	3,867	3,190	3,587	3,587	3,587	3,209	3,209	2,894	3,003	
On-Ramp demand (vph)								780							397						109
Off-Ramp demand (vph)							1,178					677					378				315
Ramp-to-Ramp demand (vph)																					
Travel time per vehicle (min)	0.17	0.47		3.49	0.47	0.38	0.30	0.46	0.30	0.84	0.65	0.66	0.25	0.84	0.32	0.17	0.42	0.64	0.30	0.75	0.31
VMTD Veh-miles (Demand)	594	1,616		12,116	1,616	1,321	1,212	1,359	1,099	2,820	2,197	2,226	1,099	1,924	1,019	340	1,359	1,364	912	1,664	853
VMTV Veh-miles (Volume)	594	1,616		12,116	1,616	1,321	1,212	1,359	1,099	2,820	2,197	2,226	1,099	1,924	1,019	340	1,359	1,364	912	1,664	853
VHT travel (hrs)	12.17	33.10		248.28	33.10	27.06	21.03	23.91	19.05	53.89	41.99	42.55	15.91	44.70	18.99	10.14	25.24	34.12	16.26	36.04	15.53
VHD delay (hrs)	3.68	10.02		75.18	10.02	8.20	3.72	4.49	3.36	13.61	10.60	10.74	0.22	17.21	4.43	5.29	5.83	14.63	3.24	12.27	3.34
Space mean speed (mph)	49	49		49	49	49	58	57	58	52	52	52	69	43	54	33	54	40	56	46	55
Segment density (veh/mi/lane)	29	29		29	29	29	25	18	22	25	25	25	19	37	25	54	22	40	27	31	24
Segment density (pc/mi/lane)	34	34		34	34	34	28	21	26	28	28	28	21	43	29	62	25	47	31	37	28
Tolled Express Lane	GP	GP		GP	GP	GP	GP	GP	GP	GP	GP	GP	GP	GP	GP	GP	GP	GP	GP	GP	GP
Space mean speed (mph)	49	49		49	49	49	58	57	58	52	52	52	69	43	54	33	54	40	56	46	55
Travel time per vehicle (min)	0.17	0.47		3.49	0.47	0.38	0.30	0.46	0.30	0.84	0.65	0.66	0.25	0.84	0.32	0.17	0.42	0.37	0.24	0.49	0.24
Volume (vph)	-	-		-	-	-	-	-	-	-	-	-	-	-	-	-	-	378	378	378	378
Level of Service (LOS)																		A	A	A	A

SEGMENT	72	73	74	75	76	77	78	79	80	81	82	83	84	85	86	87	88	89	90
Segment Length (ft)	18,155	2,000	425	1,500	3,020	1,500	4,340	1,500	3,245	1,500	5,790	3,075	750	895	1,165	2,870	750	705	2,000
Number of lanes	2	3	2	2	2	2	2	2	2	2	2	2	2	2	2	2	2	2	2
Free Flow Speed (mph)	70	70	70	70	70	70	70	70	70	70	70	70	70	70	70	70	70	70	70
Segment demand (vph)	2,597	2,813	2,813	2,813	2,615	3,233	3,233	3,233	3,022	3,391	3,391	3,391	4,042	4,042	4,042	3,406	4,138	4,138	4,138
On-Ramp demand (vph)				198				211							636				
Off-Ramp demand (vph)		212				618				369			651				732		
Ramp-to-Ramp demand (vph)																			
Travel time per vehicle (min)	3.96	0.40	0.09	0.31	0.62	0.31	1.01	0.31	0.71	0.30	1.41	0.75	0.15	0.19	0.25	0.62	0.15	0.25	0.71
VMTD Veh-miles (Demand)	8,930	1,066	226	799	1,496	918	2,657	918	1,857	963	3,719	1,975	574	685	892	1,851	588	553	1,567
VMTV Veh-miles (Volume)	8,930	1,007	214	755	1,407	862	2,495	862	1,736	900	3,474	1,845	536	640	833	1,707	543	511	1,449
VHT travel (hrs)	171.29	17.85	4.00	13.63	25.46	15.54	51.07	15.48	33.64	16.07	74.26	39.44	9.68	12.17	15.83	32.33	9.83	15.92	45.15
VHD delay (hrs)	43.73	3.46	0.95	2.84	5.36	3.22	15.43	3.16	8.84	3.22	24.64	13.08	2.02	3.02	3.93	7.94	2.07	8.62	24.46
Space mean speed (mph)	52	56	53	55	55	55	49	56	52	56	47	47	55	53	53	53	53	55	32
Segment density (veh/mi/lane)	25	16	25	23	22	23	31	23	27	26	34	34	31	36	28	30	32	60	60
Segment density (pc/mi/lane)	29	18	28	26	25	26	35	26	31	29	38	38	35	40	31	33	36	67	67
Tolled Express Lane		TEL-OFR	GP	GP	GP	GP	GP	GP	GP	GP	GP	GP	GP	GP	GP	GP	GP	GP	GP
Space mean speed (mph)	70	56	53	55	55	55	49	56	52	56	47	47	55	53	53	53	53	55	32
Travel time per vehicle (min)	2.95	0.40	0.09	0.31	0.62	0.31	1.01	0.31	0.71	0.30	1.41	0.75	0.15	0.19	0.25	0.62	0.15	0.25	0.71
Volume (vph)	202	-	-	-	-	-	-	-	-	-	-	-	-	-	-	-	-	-	-
Level of Service (LOS)	A																		

4:30 PM	C	B	C	C	C	C	D	C	D	D	E	E	D	D	D	E	F	F	F
4:45 PM	D	B	D	C	D	C	D	C	D	D	E	E	F	F	F	C	F	F	F
5:00 PM	D	B	D	C	C	C	E	C	D	D	E	E	F	F	F	D	F	F	F
5:15 PM	D	B	D	C	C	C	E	C	D	D	E	E	F	F	F	E	F	F	F
5:30 PM	D	B	D	C	C	C	D	C	D	D	D	D	F	F	F	E	F	F	F
5:45 PM	D	B	D	C	C	C	E	C	D	D	E	E	F	F	F	D	F	F	F
6:00 PM	C	B	C	C	C	C	D	C	D	D	E	E	F	F	F	D	F	F	F
6:15 PM	C	B	C	C	C	C	D	C	D	D	E	E	D	D	D	E	F	F	F

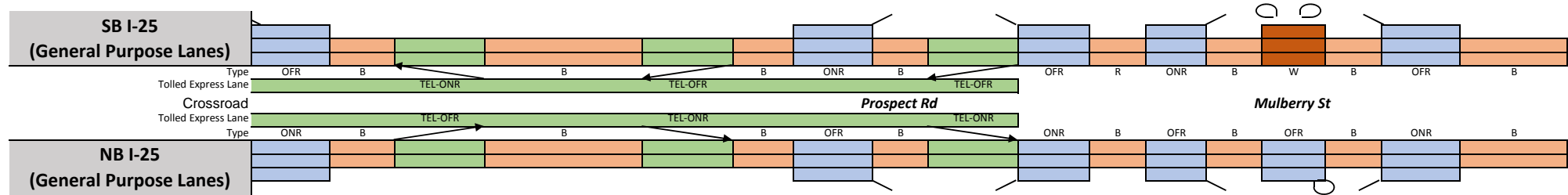


4:30 PM	D	B	D	D	D	C	E	D	D	C	E	D	D	D	C	D	C	E	E
4:45 PM	D	C	E	D	E	D	E	D	E	D	F	D	E	E	D	D	D	E	E
5:00 PM	E	C	F	D	E	D	F	D	E	D	F	D	E	E	D	D	D	E	E
5:15 PM	E	C	F	D	E	D	F	D	E	D	F	D	E	E	D	D	D	F	F
5:30 PM	D	C	F	D	E	D	F	D	E	D	F	D	E	E	D	D	D	E	E
5:45 PM	E	C	F	E	E	D	F	D	F	D	F	E	F	F	D	D	D	F	F
6:00 PM	E	C	F	D	E	D	F	D	E	D	F	D	E	E	D	D	D	F	F
6:15 PM	E	C	F	D	E	D	F	D	E	D	F	D	D	D	C	D	C	E	E

SEGMENT	72	73	74	75	76	77	78	79	80	81	82	83	84	85	86	87	88	89	90
Segment Length (ft)	18,150	2,000	500	1,500	2,890	1,500	4,225	1,500	4,255	1,500	3,160	1,500	3,095	1,610	1,500	2,930	1,500	1,095	2,000
Number of lanes	2	3	2	2	2	2	2	2	2	2	2	2	2	2	2	2	2	2	2
Free Flow Speed (mph)	70	70	70	70	70	70	70	70	70	70	70	70	70	70	70	70	70	70	70
Segment demand (vph)	3,003	3,382	3,376	3,376	3,088	3,444	3,444	3,444	3,247	3,524	3,524	3,524	3,136	3,136	3,136	2,766	3,332	3,332	3,332
On-Ramp demand (vph)		379				356				277									
Off-Ramp demand (vph)		6		288				197				388			370				
Ramp-to-Ramp demand (vph)		6																	
Travel time per vehicle (min)	4.44	0.42	0.15	0.30	0.73	0.32	1.29	0.30	1.15	0.32	1.02	0.30	0.80	0.42	0.30	0.67	0.32	0.31	0.57
VMTD Veh-miles (Demand)	10,323	1,281	320	959	1,690	978	2,756	978	2,617	1,001	2,109	1,001	1,838	956	891	1,535	947	691	1,262
VMTV Veh-miles (Volume)	10,323	1,281	320	959	1,690	978	2,756	978	2,617	1,001	2,109	1,001	1,838	956	891	1,535	947	691	1,262
VHT travel (hrs)	221.99	23.83	8.21	17.09	37.52	18.35	73.81	17.37	62.41	18.79	59.86	17.91	41.71	21.70	15.93	30.68	17.52	17.34	31.66
VHD delay (hrs)	74.52	5.53	3.65	3.39	13.38	4.37	34.44	3.40	25.02	4.48	29.73	3.61	15.45	8.04	3.20	8.75	4.00	7.46	13.63
Space mean speed (mph)	47	54	39	56	45	53	37	56	42	53	35	56	44	44	56	50	54	40	40
Segment density (veh/mi/lane)	32	21	43	30	34	27	46	29	39	27	50	29	36	36	26	28	26	42	42
Segment density (pc/mi/lane)	37	24	50	34	39	32	53	33	45	31	58	34	41	41	30	32	30	48	48
Tolled Express Lane		TEL-ONR	GP	GP	GP	GP	GP	GP	GP	GP	GP	GP	GP	GP	GP	GP	GP	GP	GP
Space mean speed (mph)	70	54	39	56	45	53	37	56	42	53	35	56	44	44	56	50	54	40	40
Travel time per vehicle (min)	2.95	0.42	0.15	0.30	0.73	0.32	1.29	0.30	1.15	0.32	1.02	0.30	0.80	0.42	0.30	0.67	0.32	0.31	0.57
Volume (vph)	378	6	6	6	6	6	6	6	6	6	6	6	6	6	6	6	6	6	6
Level of Service (LOS)	A	A	A	A	A	A	A	A	A	A	A	A	A	A	A	A	A	A	A

SEGMENT	115	116	117	118	119	120	121	122	123	124	125	126	127	128	129	130	131		
Segment Length (ft)	1,500	500	2,000	4,840	2,000	500	1,500	535	2,000	775	715	1,160	700	420	750	1,500	2,700	276,955	
Number of lanes	2	2	3	2	3	2	2	2	3	2	2	2	2	3	2	2	2	2	
Free Flow Speed (mph)	70	70	70	70	70	70	70	70	70	70	70	70	70	70	70	70	70	70	
Segment demand (vph)	3,272	3,272	3,715	3,236	3,714	3,400	3,400	2,313	2,623	2,781	2,781	2,781	2,261	2,307	1,632	1,803	1,803		
On-Ramp demand (vph)			479		314		1,087					520		675					
Off-Ramp demand (vph)	670		443		478				310	158				46		171			
Ramp-to-Ramp demand (vph)			443		314									1					
Travel time per vehicle (min)	0.31	0.13	0.41	1.24	0.41	0.14	0.32	0.11	0.41	0.16	0.14	0.23	0.14	0.09	0.14	0.30	0.52	65.27	
VMTD Veh-miles (Demand)	930	310	1,407	2,966	1,407	322	966	234	994	408	377	611	300	184	232	512	922	186,197	
VMTV Veh-miles (Volume)	930	310	1,407	2,966	1,407	322	966	234	994	408	377	611	300	184	232	512	922	182,673	
VHT travel (hrs)	16.81	7.09	25.12	66.80	25.61	7.84	18.00	4.20	17.73	7.24	6.68	10.79	5.26	3.49	3.91	9.09	15.77	3,820.42	
VHD delay (hrs)	3.53	2.66	5.01	24.42	5.51	3.24	4.20	0.85	3.53	1.41	1.30	2.06	0.98	0.87	0.60	1.77	2.60	1,254.84	
Space mean speed (mph)	55	44	56	44	55	41	54	56	56	56	56	57	57	53	59	56	58	48	
Segment density (veh/mi/lane)	26	37	22	36	22	41	27	21	15	21	21	20	20	14	14	15	15	27	
Segment density (pc/mi/lane)	29	42	25	41	25	47	31	23	17	24	23	22	22	16	16	17	18	31	
Tolled Express Lane	TEL-ONR			TEL-OFR			TEL-OFR			GP	GP	GP	GP	GP	GP	GP	GP	GP	TEL
Space mean speed (mph)	69	64	56	70	55	70	69	64	56	56	56	57	57	53	59	56	58	62	
Travel time per vehicle (min)	0.25	0.09	0.41	0.79	0.41	0.08	0.25	0.09	0.41	0.16	0.14	0.23	0.14	0.09	0.14	0.30	0.52	56.34	
Volume (vph)	443	443	443	480	314	310	310	310	-	-	-	-	-	-	-	-	-	8.94	
Level of Service (LOS)	A	A	A	A	A	A	A	A											

4:30 PM	C	D	C	D	C	E	C	B	B	B	B	B	B	B	B	B	B	B
4:45 PM	D	E	C	E	C	F	D	C	B	C	C	B	C	B	B	B	B	B
5:00 PM	D	E	C	E	C	F	D	C	B	C	C	C	C	B	B	B	B	B
5:15 PM	D	E	C	E	C	F	D	C	B	C	C	C	C	B	B	B	B	C
5:30 PM	D	E	C	E	C	F	D	C	B	C	C	C	C	B	B	B	B	B
5:45 PM	D	E	C	E	C	F	D	C	B	C	C	C	C	B	B	B	B	B
6:00 PM	D	F	C	F	C	F	D	C	B	C	C	C	C	B	B	B	B	B
6:15 PM	D	F	D	F	D	F	F	C	B	C	C	C	C	B	B	B	B	B

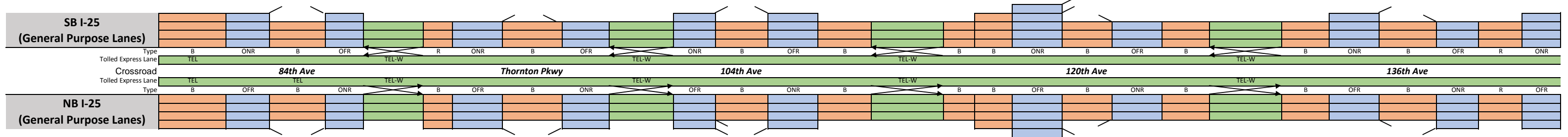


4:30 PM	C	D	B	D	B	D	B	C	B	C	D	C	C	B	B	B	B	C
4:45 PM	C	E	C	E	C	E	B	C	B	C	E	D	C	B	B	B	B	C
5:00 PM	C	E	C	E	C	E	B	C	B	C	E	D	C	B	B	B	B	C
5:15 PM	C	D	C	D	C	D	B	C	B	C	E	D	C	B	B	B	B	C
5:30 PM	C	E	C	E	C	E	B	C	B	C	D	C	C	B	B	B	B	B
5:45 PM	D	F	C	E	C	F	B	C	B	C	E	D	D	C	C	B	B	C
6:00 PM	D	F	C	E	C	F	B	C	B	C	E	D	D	C	C	B	B	C
6:15 PM	C	D	B	D	C	D	B	B	B	C	D	C	C	B	B	B	B	C

SEGMENT	115	116	117	118	119	120	121	122	123	124	125	126	127	128	129	130	131		
Segment Length (ft)	1,500	900	2,000	4,840	2,000	740	1,500	525	2,000	1,165	570	750	510	840	550	1,500	2,700	277,130	
Number of lanes	2	2	3	2	3	2	2	2	3	2	2	2	2	2	2	2	2	2	
Free Flow Speed (mph)	70	70	70	70	70	70	70	70	70	70	70	70	70	70	70	70	70	70	
Segment demand (vph)	3,060	3,060	3,268	3,025	3,268	3,096	3,096	2,150	2,311	2,962	2,962	2,962	2,305	2,305	1,781	1,994	1,994		
On-Ramp demand (vph)	931		208		243				161	651							213		
Off-Ramp demand (vph)			243		172		946					657		524					
Ramp-to-Ramp demand (vph)			208		172														
Travel time per vehicle (min)	0.31	0.23	0.40	1.20	0.40	0.19	0.31	0.11	0.40	0.23	0.14	0.15	0.10	0.19	0.11	0.29	0.53	66.24	
VMTD Veh-miles (Demand)	869	522	1,238	2,773	1,238	434	880	214	875	654	320	421	223	367	186	566	1,020	203,214	
VMTV Veh-miles (Volume)	869	522	1,238	2,773	1,238	434	880	214	875	654	320	421	223	367	186	566	1,020	201,888	
VHT travel (hrs)	15.71	11.55	21.83	60.54	21.95	9.75	16.08	3.81	15.22	11.60	6.72	7.61	4.03	7.24	3.16	9.79	17.71	4,261.57	
VHD delay (hrs)	3.30	4.09	4.14	20.92	4.27	3.55	3.52	0.75	2.72	2.26	2.15	1.60	0.85	2.00	0.51	1.70	3.15	1,294.54	
Space mean speed (mph)	55	45	57	46	56	44	55	56	58	56	48	55	55	51	59	58	58	47	
Segment density (veh/mi/lane)	23	34	19	33	19	35	15	19	13	20	31	25	21	17	15	13	17	31	
Segment density (pc/mi/lane)	26	39	22	38	22	40	18	22	15	23	36	28	24	19	17	15	20	35	
Tolled Express Lane	TEL-OFR			TEL-ONR			TEL-ONR			GP	GP	GP	GP	GP	GP	GP	GP	GP	TEL
Space mean speed (mph)	70	70	57	70	56	66	70	70	58	56	48	55	55	51	59	58	58	59	
Travel time per vehicle (min)	0.24	0.15	0.40	0.79	0.40	0.13	0.24	0.09	0.40	0.23	0.14	0.15	0.10	0.19	0.11	0.29	0.53	57.06	
Volume (vph)	205	205	208	243	172	172	172	172	-	-	-	-	-	-	-	-	-	9.18	
Level of Service (LOS)	A	A	A	A	A	A	A	A											

SEGMENT	1	2	3	4	5	6	7	8	9	10	11	12	13	14	15	16	17	18	19	20	21	22	23	24	25	26	27	28	
Segment Length (ft)	2,700	1,500	1,865	1,100	2,530	715	750	1,835	750	2,900	1,045	1,735	1,010	2,190	3,100	95	800	1,500	1,575	1,500	1,400	3,000	1,315	1,500	2,095	750	1,390	750	
Number of lanes	4	4	3	3	4	3	3	3	3	4	3	3	3	3	4	3	4	3	3	3	3	4	3	3	3	3	3	3	
Free Flow Speed (mph)	60	60	60	60	60	60	60	60	60	60	60	60	60	60	60	60	60	60	65	65	65	65	65	65	65	65	65	65	
Segment demand (vph)	5,446	5,446	4,191	4,990	6,463	5,023	5,023	4,136	4,942	6,396	5,044	3,862	4,744	4,744	6,090	4,993	4,993	4,993	3,596	4,672	4,672	5,768	4,867	4,867	3,737	4,386	4,386	4,386	
On-Ramp demand (vph)		1,255			1,440		887			1,352	1,182				1,097			1,397				901		1,130				963	
Off-Ramp demand (vph)				799	1,473				806	1,454			882		1,346					1,076		1,096				649			
Ramp-to-Ramp demand (vph)					1,119					1,216					970							813							
Travel time per vehicle (min)	0.72	0.29	0.51	0.24	0.72	0.17	0.18	0.50	0.17	0.78	0.24	0.45	0.22	0.69	0.84	0.03	0.20	0.34	0.37	0.31	0.41	0.72	0.42	0.33	0.50	0.16	0.30	0.16	
VMTD Veh-miles (Demand)	2,785	1,547	1,480	1,040	3,097	680	713	1,437	702	3,513	998	1,269	907	1,968	3,576	90	757	1,418	1,073	1,327	1,239	3,277	1,212	1,383	1,483	623	1,155	623	
VMTV Veh-miles (Volume)	2,785	1,547	1,480	1,040	3,097	680	713	1,437	702	3,513	998	1,269	907	1,968	3,576	90	757	1,418	1,073	1,327	1,239	3,277	1,212	1,383	1,483	623	1,155	623	
VHT travel (hrs)	65.23	26.32	35.68	20.28	77.45	14.04	14.73	34.41	13.69	83.00	20.59	28.99	17.68	54.22	85.63	2.69	16.81	28.53	22.05	24.37	32.14	68.92	33.79	26.49	31.08	11.42	21.80	11.76	
VHD delay (hrs)	18.82	0.53	11.01	2.95	25.84	2.71	2.84	10.45	1.99	24.45	3.95	7.84	2.56	21.42	26.04	1.19	4.20	4.89	5.55	3.95	13.08	18.50	15.14	5.22	8.27	1.84	4.04	2.18	
Space mean speed (mph)	43	59	41	51	40	48	48	42	51	42	48	44	51	36	42	33	45	50	49	54	39	48	36	52	48	55	53	53	
Segment density (veh/mi/lane)	32	23	34	32	39	35	35	33	32	37	35	29	31	44	36	50	28	33	25	29	40	30	45	31	26	27	28	28	
Segment density (pc/mi/lane)	37	27	40	38	46	41	41	39	38	43	41	35	36	51	42	59	33	39	29	34	48	35	53	37	31	32	33	33	
Tolled Express Lane	TEL				TEL-W					TEL-W					TEL-W						TEL-W								
Space mean speed (mph)	43	60	60	57	40	60	60	60	55	42	60	60	60	59	42	60	60	60	65	65	63	48	65	65	65	65	65	65	65
Travel time per vehicle (min)	0.72	0.28	0.35	0.22	0.72	0.14	0.14	0.35	0.16	0.78	0.20	0.33	0.19	0.42	0.84	0.02	0.15	0.28	0.28	0.26	0.25	0.72	0.23	0.26	0.37	0.13	0.24	0.13	
Volume (vph)	1,473	1,473	1,473	1,473	1,119	1,451	1,451	1,451	1,451	1,216	1,345	1,345	1,345	1,345	970	1,097	1,097	1,097	1,097	1,097	1,097	813	905	905	905	905	905	905	905
Level of Service (LOS)	D	C	C	D	D	C	C	C	D	D	C	C	C	C	C	C	C	C	B	B	B	B	B	B	B	B	B	B	B

4:30 PM	E	D	E	C	F	D	D	E	D	E	D	D	C	F	E	F	D	C	D	D	E	D	F	C	D	E	E	C
4:45 PM	E	D	E	C	F	D	D	E	D	F	D	D	C	F	F	F	D	C	D	D	F	E	F	D	D	E	E	C
5:00 PM	D	D	E	C	F	D	D	E	D	F	D	E	C	F	F	F	D	C	D	D	F	E	F	D	D	E	E	C
5:15 PM	D	C	E	C	F	D	D	D	D	E	D	D	C	F	E	F	D	C	D	D	E	D	F	C	D	E	E	C
5:30 PM	E	D	E	C	F	D	D	E	D	E	D	D	C	F	E	F	D	C	D	D	E	D	F	C	D	E	E	C
5:45 PM	E	D	E	D	F	D	D	E	E	F	D	E	C	F	E	F	D	C	D	D	F	E	F	D	D	E	E	D
6:00 PM	E	D	E	F	F	F	F	E	E	F	F	E	D	F	F	F	E	F	D	E	F	E	F	D	D	E	E	D
6:15 PM	E	D	E	F	F	F	F	D	D	F	D	E	D	F	E	F	E	C	D	D	F	E	F	D	D	E	E	D

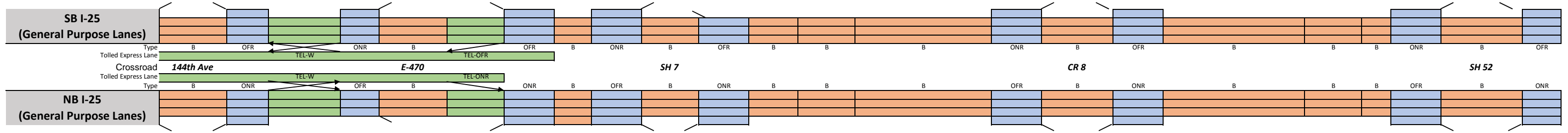


4:30 PM	E	E	F	F	F	F	F	E	F	F	F	E	F	F	D	F	D	F	E	D	F	E	F	F	E	D	D	D
4:45 PM	D	F	F	F	F	F	F	E	F	F	F	E	F	F	D	F	D	F	E	D	F	E	F	F	E	D	D	D
5:00 PM	F	F	F	F	F	F	F	F	F	F	F	E	F	F	E	F	D	F	E	F	F	D	F	F	E	D	D	D
5:15 PM	F	F	F	F	E	F	F	F	F	F	F	E	F	F	E	F	D	F	E	F	F	F	F	F	E	D	D	D
5:30 PM	F	F	F	F	F	F	F	F	F	F	F	E	F	F	D	F	D	F	E	F	F	E	F	F	E	F	F	F
5:45 PM	F	F	F	F	F	F	F	F	F	F	F	E	F	F	E	F	D	F	E	F	F	D	F	F	E	F	F	F
6:00 PM	F	F	F	F	F	F	F	F	F	F	F	F	F	F	E	F	D	F	E	F	F	D	F	F	E	F	F	F
6:15 PM	F	F	F	F	F	F	F	F	F	F	F	E	F	F	E	F	D	F	E	F	F	E	F	F	E	F	F	F

SEGMENT	1	2	3	4	5	6	7	8	9	10	11	12	13	14	15	16	17	18	19	20	21	22	23	24	25	26	27	28
Segment Length (ft)	2,700	1,100	1,875	750	2,200	170	1,500	2,180	1,350	2,450	995	1,700	1,500	1,765	3,000	310	715	1,500	1,525	1,500	1,400	3,000	1,380	1,500	2,040	1,015	1,070	745
Number of lanes	4	4	3	3	4	4	3	3	3	4	3	3	3	3	4	3	4	3	3	3	3	4	3	3	3	3	3	3
Free Flow Speed (mph)	60	60	60	60	60	60	60	60	60	60	60	60	60	60	60	60	60	60	65	65	65	65	65	65	65	65	65	65
Segment demand (vph)	6,127	6,127	5,009	5,701	7,126	5,891	5,891	5,007	5,928	7,172	6,152	5,131	5,781	5,781	6,800	5,918	5,918	5,918	5,026	5,746	5,746	6,646	5,973	5,973	4,814	5,524	5,524	5,524
On-Ramp demand (vph)				692	1,425				921	1,244			650		1,019						720		900			710		
Off-Ramp demand (vph)		1,118			1,235		884			1,020	1,021				882			892				673		1,159				1,190
Ramp-to-Ramp demand (vph)					1,193					978					844							611						
Travel time per vehicle (min)	1.38	0.66	0.90	0.21	0.65	0.11	0.43	1.05	0.36	0.80	0.22	0.46	0.35	0.57	0.66	0.11	0.18	0.33	0.40	0.33	0.46	0.72	0.51	0.31	0.52	0.23	0.24	0.16
VMTD Veh-miles (Demand)	3,133	1,276	1,779	810	2,969	190	1,674	2,067	1,516	3,328	1,159	1,652	1,642	1,932	3,864	347	801	1,681	1,452	1,632	1,524	3,776	1,561	1,697	1,860	1,062	1,119	779
VMTV Veh-miles (Volume)	2,952	1,202	1,672	767	2,688	172	1,515	1,858	1,380	2,919	1,016	1,450	1,464	1,723	3,507	315	726	1,522	1,308	1,491	1,392	3,493	1,442	1,567	1,713	989	1,043	726
VHT travel (hrs)	132.89	63.37	70.53	18.52	69.42	10.22	38.49	78.87	32.31	83.71	19.90	34.89	30.12	48.66	68.09	9.53	16.18	29.78	29.96	28.96	39.87	73.34	47.08	28.92	38.50	19.32	20.36	13.43
VHD delay (hrs)	83.69	43.35	42.66	5.74	242.76	7.35	13.24	47.90	23.19	249.34	2.97	10.72	5.72	19.94	9.63	4.29	4.09	4.41	9.84	6.01	18.45	19.60	24.90	4.81	12.14	4.10	4.32	2.26
Space mean speed (mph)	22	19	24	41	39	17	39	24	43	35	51	42	49	35	52	33	45	51	44	52	35	48	31	54	45	51	51	54
Segment density (veh/mi/lane)	65	76	66	43	42	79	45	64	42	4																		

SEGMENT	29	30	31	32	33	34	35	36	37	38	39	40	41	42	43	44	45	46	47	48	49	50	51		
Segment Length (ft)	2,720	1,280	3,000	1,280	3,650	2,000	750	685	750	2,535	1,500	520	2,000		7,390	1,500	2,750	1,500		7,610	2,000	295	1,500	3,030	1,500
Number of lanes	3	3	4	3	3	4	3	3	3	3	3	3	3		3	3	3	3		3	3	3	3	3	3
Free Flow Speed (mph)	65	65	65	65	70	70	70	70	70	70	70	70	70		70	70	70	70		70	70	70	70	70	70
Segment demand (vph)	3,423	3,980	4,884	4,077	3,839	4,651	5,228	5,228	5,228	3,923	4,803	4,803	4,803		4,803	4,803	4,252	4,559		4,559	4,563	4,563	4,563	3,575	3,865
On-Ramp demand (vph)			807	238						1,305														988	
Off-Ramp demand (vph)		557	904			812	577				880							307							290
Ramp-to-Ramp demand (vph)			777																						
Travel time per vehicle (min)	0.62	0.26	0.57	0.27	0.82	0.45	0.15	0.21	0.16	0.55	0.29	0.14	0.53		1.96	0.30	0.64	0.29		1.90	0.48	0.07	0.30	0.63	0.29
VMTD Veh-miles (Demand)	1,763	965	2,775	988	2,654	1,762	743	678	743	1,883	1,364	473	1,819		6,722	1,364	2,215	1,295		6,571	1,728	255	1,296	2,052	1,098
VMTV Veh-miles (Volume)	1,763	965	2,775	988	2,654	1,762	743	678	743	1,883	1,364	473	1,819		6,722	1,364	2,215	1,295		6,571	1,728	255	1,296	2,052	1,098
VHT travel (hrs)	35.40	17.41	46.25	18.50	52.68	34.62	12.70	18.61	13.83	36.27	23.48	11.07	42.56		157.27	24.13	45.39	21.89		144.19	36.61	5.40	22.61	37.29	18.48
VHD delay (hrs)	8.27	2.57	3.56	3.29	14.77	9.45	2.09	8.92	3.22	9.36	3.99	4.31	16.57		61.24	4.63	13.76	3.38		50.32	11.92	1.76	4.10	7.98	2.79
Space mean speed (mph)	50	55	60	53	50	51	58	36	54	52	58	43	43		43	57	49	59		46	47	47	57	55	59
Segment density (veh/mi/lane)	23	24	20	25	25	22	30	48	32	25	28	37	37		37	28	29	26		33	32	32	27	22	22
Segment density (pc/mi/lane)	27	28	23	30	30	26	34	55	37	29	32	43	43		43	33	33	30		38	37	37	30	25	25
Tolled Express Lane	TEL-W		TEL-W		TEL-OFR		GP	GP	GP	GP	GP	GP	GP	GP	GP	GP	GP	GP	GP	GP	GP	GP	GP	GP	GP
Space mean speed (mph)	65	64	60	66	70	51	60	36	54	52	58	43	43		43	57	49	59		46	47	47	57	55	59
Travel time per vehicle (min)	0.48	0.23	0.57	0.22	0.59	0.45	0.14	0.21	0.16	0.55	0.29	0.14	0.53		1.96	0.30	0.64	0.29		1.90	0.48	0.07	0.30	0.63	0.29
Volume (vph)	905	905	777	809	809	-	-	-	-	-	-	-	-		-	-	-	-		-	-	-	-	-	-
Level of Service (LOS)	B	B	B	B	B																				

4:30 PM	C	C	C	C	D	C	D	E	D	C	C	D	D	D	C	D	C	D	D	D	B	C	B
4:45 PM	D	C	C	C	D	C	D	F	D	C	C	E	E	E	C	D	C	D	D	D	B	C	B
5:00 PM	D	C	C	C	D	C	D	F	D	D	C	E	E	E	C	D	C	D	D	D	C	C	B
5:15 PM	C	C	C	C	D	C	D	F	D	D	D	F	E	E	C	E	C	E	E	E	C	D	C
5:30 PM	D	C	C	C	D	C	D	F	D	D	C	E	E	E	C	D	C	E	E	E	D	C	C
5:45 PM	D	C	C	C	D	C	D	F	D	D	C	E	E	E	C	E	C	E	E	E	E	C	C
6:00 PM	D	C	C	C	D	C	D	F	D	D	C	E	F	F	C	E	C	E	E	E	E	C	C
6:15 PM	D	C	C	C	E	C	D	F	D	D	C	F	F	F	C	D	C	E	E	E	E	C	B

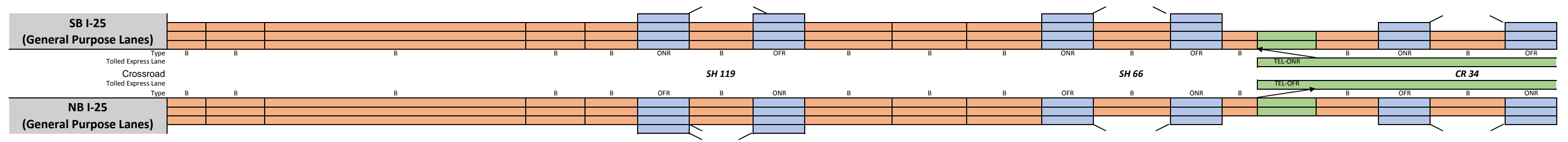


4:30 PM	D	C	D	D	D	C	C	D	C	D	D	F	F	F	D	E	C	F	F	F	D	D	B
4:45 PM	D	C	D	D	D	C	C	D	C	D	F	F	F	F	F	E	C	F	F	F	D	E	C
5:00 PM	D	C	D	D	D	C	C	D	C	D	F	F	F	F	F	F	C	F	F	F	D	E	C
5:15 PM	D	C	D	D	D	C	F	D	F	C	F	F	F	F	F	E	F	F	F	F	F	E	C
5:30 PM	D	C	D	D	D	C	F	D	F	C	F	F	F	F	F	E	F	F	F	F	F	E	C
5:45 PM	D	C	D	D	D	B	F	D	F	D	F	F	F	F	F	E	F	F	F	F	F	E	C
6:00 PM	D	C	D	D	E	B	F	D	F	D	F	F	F	F	F	E	F	F	F	F	F	E	C
6:15 PM	D	C	D	D	E	C	F	D	F	E	F	F	F	F	F	E	F	F	F	F	F	E	C

SEGMENT	29	30	31	32	33	34	35	36	37	38	39	40	41	42	43	44	45	46	47	48	49	50	51		
Segment Length (ft)	2,714	935	2,976	750	2,725	2,000	1,500	645	1,500	2,005	1,500	1,470	2,000		7,240	1,500	2,955	1,500		7,555	2,000	155	1,500	3,580	750
Number of lanes	3	3	4	3	3	4	3	4	3	3	3	3	3		3	3	3	3		3	3	3	3	3	3
Free Flow Speed (mph)	65	65	65	65	70	70	70	70	70	70	70	70	70		70	70	70	70		70	70	70	70	70	70
Segment demand (vph)	4,334	4,917	5,594	5,176	4,711	5,139	5,779	5,779	5,779	4,831	6,193	6,193	6,193		6,193	6,193	5,392	5,880		5,880	5,880	5,880	5,880	4,864	5,297
On-Ramp demand (vph)		583	677			428	640				1,362							488						433	
Off-Ramp demand (vph)			418	465					948																
Ramp-to-Ramp demand (vph)			396																						
Travel time per vehicle (min)	0.65	0.20	0.70	0.15	0.66	0.40	0.31	0.14	0.30	0.37	0.32	0.52	0.71		2.56	0.29	0.77	0.31		2.98	0.79	0.06	0.30	0.91	0.15
VMTD Veh-miles (Demand)	2,228	871	3,153	735	2,431	1,947	1,642	706	1,642	1,834	1,759	1,724	2,346		8,492	1,759	3,018	1,670		8,414	2,227	173	1,670	3,298	752
VMTV Veh-miles (Volume)	2,073	818	2,984	694	2,297	1,845	1,566	673	1,566	1,745	1,587	1,555	2,116		7,660	1,587	2,722	1,520		8,047	2,130	165	1,598	3,151	722
VHT travel (hrs)	43.41	15.45	61.65	12.57	48.76	32.87	28.61	13.17	27.10	28.49	29.33	48.32	65.74		237.96	27.32	62.10	27.42		279.66	74.03	5.74	27.73	70.16	12.77
VHD delay (hrs)	11.51	2.88	15.74	1.88	15.95	6.51	6.24	3.55	4.73	3.57	199.94	26.10	35.51		128.53	4.65	23.22	5.70		164.70	43.60	3.38	4.91	25.14	2.46
Space mean speed (mph)	48	53	48	55	47	56	55	51	58	61	54	32	32		32	58	44	55		29	29	29	58	45	56
Segment density (veh/mi/lane)	28	29	29	29	31	22	34	27	32	25	34	58	58		58	32	37	32		65	65	65	33	34	30
Segment density (pc/mi/lane)	32	33	33	34	36	25	38	31	36	28	39	66	66		66	37	42	37		75	75	75	37	40	34
Tolled Express Lane	TEL-W		TEL-W		TEL-ONR		GP	GP	GP	GP	GP	GP	GP	GP	GP	GP	GP	GP	GP	GP	GP	GP	GP	GP	
Space mean speed (mph)	65	65	48	60	70	56	55	51	58	61	54	32	32		32	58	44	55		29	29	29	58	45	56
Travel time per vehicle (min)	0.47	0.16	0.70	0.14	0.44	0.40	0.31	0.14	0.30	0.37	0.32	0.52	0.71		2.56	0.29	0.77	0.31		2.98	0.79	0.06	0.30	0.91	0.15
Volume (vph)	672	672	396	418	418	-	-	-	-	-	-	-	-		-	-	-	-		-	-	-	-	-	-
Level of Service (LOS)	A	A	A	A	A																				

SEGMENT	52	53	54	55	56	57	58	59	60	61	62	63	64	65	66	67	68	69	70	71	
Segment Length (ft)	400	2,000		14,995	2,000	745	750	4,315	1,500	3,500	3,000	3,240	1,500	2,995	1,500	490	2,000	2,280	1,500	2,995	1,500
Number of lanes	3	3		3	3	3	3	3	3	3	3	3	3	3	3	2	3	2	2	2	2
Free Flow Speed (mph)	70	70		70	70	70	70	70	70	70	70	70	70	70	70	70	70	70	70	70	70
Segment demand (vph)	3,865	3,865		3,865	3,865	3,865	3,865	2,761	3,349	3,349	3,349	3,349	2,746	3,410	3,410	3,410	2,967	2,967	2,616	2,768	
On-Ramp demand (vph)							1,104					603				443		351			
Off-Ramp demand (vph)								588							664						
Ramp-to-Ramp demand (vph)																					
Travel time per vehicle (min)	0.09	0.43		3.20	0.43	0.16	0.15	0.84	0.29	0.71	0.60	0.65	0.29	0.58	0.29	0.13	0.42	0.55	0.31	0.66	0.30
VMTD Veh-miles (Demand)	293	1,464		10,976	1,464	545	549	2,256	951	2,220	1,903	2,055	951	1,558	969	316	1,292	1,281	843	1,484	786
VMTV Veh-miles (Volume)	293	1,464		10,976	1,464	545	549	2,256	951	2,220	1,903	2,055	951	1,558	969	316	1,292	1,281	843	1,484	786
VHT travel (hrs)	5.50	27.52		206.35	27.52	10.25	9.54	38.43	16.17	39.39	33.76	36.46	16.28	26.50	16.51	7.62	24.00	27.25	15.19	28.62	13.94
VHD delay (hrs)	1.32	6.61		49.55	6.61	2.46	1.69	6.20	2.58	7.68	6.58	7.11	2.69	4.24	2.67	3.10	5.55	8.94	3.14	7.42	2.71
Space mean speed (mph)	53	53		53	53	53	58	59	59	56	56	56	58	59	59	42	54	47	56	52	56
Segment density (veh/mi/lane)	24	24		24	24	24	22	16	19	20	20	20	19	16	19	41	21	32	23	25	23
Segment density (pc/mi/lane)	27	27		27	27	27	25	18	21	22	22	22	22	18	22	46	24	36	26	29	26
Tolled Express Lane	GP	GP		GP	GP	GP	GP	GP	GP	GP	GP	GP	GP	GP	GP	GP	GP	GP	GP	GP	GP
Space mean speed (mph)	53	53		53	53	53	58	59	59	56	56	56	58	59	59	42	54	47	56	52	56
Travel time per vehicle (min)	0.09	0.43		3.20	0.43	0.16	0.15	0.84	0.29	0.71	0.60	0.65	0.29	0.58	0.29	0.13	0.42	0.37	0.24	0.49	0.24
Volume (vph)	-	-		-	-	-	-	-	-	-	-	-	-	-	-	-	-	442	442	442	442
Level of Service (LOS)																		A	A	A	A

4:30 PM	C	C	C	C	C	B	B	B	C	C	C	B	B	B	D	C	D	C	C	C
4:45 PM	D	D	D	D	D	C	B	B	C	C	C	B	B	C	E	C	D	C	D	C
5:00 PM	C	C	C	C	C	B	B	B	C	C	C	B	B	C	E	C	D	C	D	C
5:15 PM	D	D	D	D	D	C	C	C	C	C	C	B	C	C	F	C	D	C	D	C
5:30 PM	D	D	D	D	D	C	B	B	C	C	C	B	B	C	F	C	D	C	D	C
5:45 PM	D	D	D	D	D	C	C	C	C	C	C	B	C	C	F	C	E	C	D	C
6:00 PM	D	D	D	D	D	C	B	C	C	C	C	B	B	C	F	C	E	C	D	C
6:15 PM	C	C	C	C	C	C	B	B	C	C	C	B	B	B	E	C	D	C	C	C

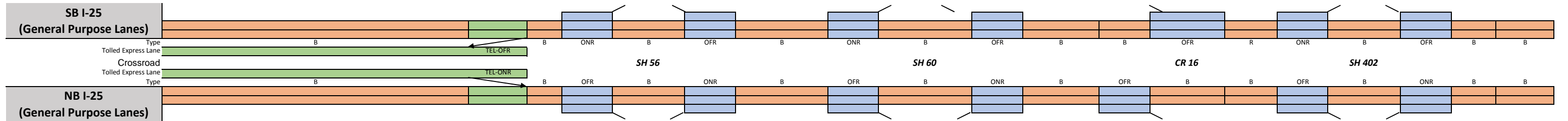


4:30 PM	E	E	E	E	E	B	C	C	D	D	D	C	E	D	F	C	F	D	D	C
4:45 PM	F	F	F	F	F	C	C	C	E	E	D	F	F	F	F	D	F	F	D	C
5:00 PM	F	F	F	F	F	C	C	C	E	E	E	F	F	F	F	D	F	F	D	C
5:15 PM	F	F	F	F	F	C	C	C	E	F	F	F	F	F	F	D	F	F	D	C
5:30 PM	F	F	F	F	F	C	C	F	F	F	F	F	F	F	F	D	F	F	D	C
5:45 PM	F	F	F	F	F	D	E	F	F	F	F	F	F	F	F	D	F	F	D	C
6:00 PM	F	F	F	F	F	F	F	F	F	F	F	F	F	F	F	D	F	F	D	C
6:15 PM	F	F	F	F	F	F	F	F	F	F	F	F	F	F	F	D	F	F	D	C

SEGMENT	52	53	54	55	56	57	58	59	60	61	62	63	64	65	66	67	68	69	70	71	
Segment Length (ft)	735	2,000		15,000	2,000	1,635	1,500	2,325	1,500	3,850	3,000	3,040	1,500	3,185	1,500	500	2,000	2,245	1,500	3,035	1,500
Number of lanes	3	3		3	3	3	3	3	3	3	3	3	2	2	2	3	2	2	2	2	
Free Flow Speed (mph)	70	70		70	70	70	70	70	70	70	70	70	70	70	70	70	70	70	70	70	
Segment demand (vph)	5,297	5,297		5,297	5,297	5,297	3,795	4,650	4,650	4,650	4,650	4,650	3,855	4,372	4,372	4,372	3,913	3,913	3,154	3,275	
On-Ramp demand (vph)								855							517					121	
Off-Ramp demand (vph)						1,502					795					459		759			
Ramp-to-Ramp demand (vph)																					
Travel time per vehicle (min)	0.21	0.58		4.38	0.58	0.43	0.32	0.79	0.56	1.89	1.88	2.32	1.19	1.47	0.32	0.20	0.44	0.70	0.31	0.70	
VMTD Veh-miles (Demand)	737	2,006		15,048	2,006	1,640	1,505	1,671	1,321	3,391	2,642	2,677	1,321	2,325	1,242	414	1,656	1,664	1,112	1,813	
VMTV Veh-miles (Volume)	707	1,924		14,433	1,924	1,572	1,432	1,531	1,213	3,007	2,277	2,258	1,114	1,954	1,067	356	1,423	1,426	953	1,548	
VHT travel (hrs)	18.17	49.44		370.78	49.44	36.58	26.52	45.91	39.54	129.89	125.47	151.40	77.50	79.63	20.28	12.46	27.39	39.05	17.23	31.38	
VHD delay (hrs)	8.07	21.95		164.60	21.95	14.11	6.06	24.04	23.08	86.94	92.94	119.13	61.58	51.71	5.04	7.38	7.06	18.68	3.62	9.27	
Space mean speed (mph)	39	39		39	39	43	54	33	31	23	18	15	14	25	53	29	52	37	55	49	
Segment density (veh/mi/lane)	44	44		44	44	39	31	35	46	59	74	88	91	66	27	66	28	46	28	27	
Segment density (pc/mi/lane)	50	50		50	50	45	36	40	53	68	85	101	105	76	31	76	32	54	33	32	
Tolled Express Lane	GP	GP		GP	GP	GP	GP	GP	GP	GP	GP	GP	GP	GP	GP	GP	GP	GP	GP	GP	
Space mean speed (mph)	39	39		39	39	43	54	33	31	23	18	15	14	25	53	29	52	37	55	49	
Travel time per vehicle (min)	0.21	0.58		4.38	0.58	0.43	0.32	0.79	0.56	1.89	1.88	2.32	1.19	1.47	0.32	0.20	0.44	0.37	0.24	0.49	
Volume (vph)	-	-		-	-	-	-	-	-	-	-	-	-	-	-	-	-	459	459	459	
Level of Service (LOS)																		A	A	A	

SEGMENT	72	73	74	75	76	77	78	79	80	81	82	83	84	85	86	87	88	89	90
Segment Length (ft)	18,155	2,000	425	1,500	3,020	1,500	4,340	1,500	3,245	1,500	5,790	3,075	750	895	1,165	2,870	750	705	2,000
Number of lanes	2	3	2	2	2	2	2	2	2	2	2	2	2	2	2	2	2	2	2
Free Flow Speed (mph)	70	70	70	70	70	70	70	70	70	70	70	70	70	70	70	70	70	70	70
Segment demand (vph)	2,768	3,224	3,224	3,224	2,790	3,506	3,506	3,506	3,167	3,604	3,604	3,604	4,441	4,441	4,441	3,763	4,523	4,523	4,523
On-Ramp demand (vph)				434				339							678				
Off-Ramp demand (vph)		452				716				437			837				760		
Ramp-to-Ramp demand (vph)																			
Travel time per vehicle (min)	4.12	0.42	0.09	0.31	0.62	0.31	1.01	0.31	0.69	0.30	1.36	0.72	0.15	0.19	0.25	1.38	0.18	0.20	0.54
VMTD Veh-miles (Demand)	9,518	1,221	260	916	1,596	996	2,882	996	1,946	1,024	3,952	2,099	631	753	980	2,045	642	604	1,713
VMTV Veh-miles (Volume)	9,518	1,095	233	821	1,405	874	2,529	874	1,683	884	3,413	1,812	546	652	848	1,722	544	512	1,454
VHT travel (hrs)	190.29	20.21	4.52	14.94	25.21	15.78	51.56	15.71	31.67	15.81	70.40	37.39	9.90	12.47	16.23	73.10	11.57	12.99	34.53
VHD delay (hrs)	54.33	4.57	1.19	3.21	5.14	3.29	15.43	3.22	7.64	3.18	21.65	11.50	2.10	3.15	4.11	48.51	3.79	5.67	13.76
Space mean speed (mph)	50	54	52	55	56	55	49	56	53	56	48	48	55	52	52	24	47	39	42
Segment density (veh/mi/lane)	28	20	28	25	22	24	31	23	26	26	32	32	32	37	28	67	40	49	46
Segment density (pc/mi/lane)	32	22	31	28	24	26	35	26	29	29	36	36	36	42	32	75	45	55	51
Tolled Express Lane		TEL-OFR	GP	GP	GP	GP	GP	GP	GP	GP	GP	GP	GP	GP	GP	GP	GP	GP	GP
Space mean speed (mph)	70	54	52	55	56	55	49	56	53	56	48	48	55	52	52	24	47	39	42
Travel time per vehicle (min)	2.95	0.42	0.09	0.31	0.62	0.31	1.01	0.31	0.69	0.30	1.36	0.72	0.15	0.19	0.25	1.38	0.18	0.20	0.54
Volume (vph)	442	-	-	-	-	-	-	-	-	-	-	-	-	-	-	-	-	-	-
Level of Service (LOS)	A																		

4:30 PM	C	B	C	C	C	C	D	C	D	D	E	E	F	F	F	E	F	F	F
4:45 PM	D	C	D	C	D	C	E	C	D	D	E	E	F	F	F	E	F	F	F
5:00 PM	D	C	D	C	C	C	E	C	D	D	E	E	F	F	F	F	F	F	F
5:15 PM	D	C	D	D	C	C	E	C	D	D	E	E	F	F	F	F	F	F	F
5:30 PM	D	C	D	C	C	C	D	C	D	D	D	D	F	F	F	F	F	F	F
5:45 PM	D	C	D	C	C	C	D	C	D	D	D	D	F	F	F	F	F	F	F
6:00 PM	D	B	D	C	C	C	E	C	D	D	E	E	F	F	F	F	F	F	F
6:15 PM	C	B	D	C	C	C	D	C	D	D	E	E	F	F	F	F	F	F	F

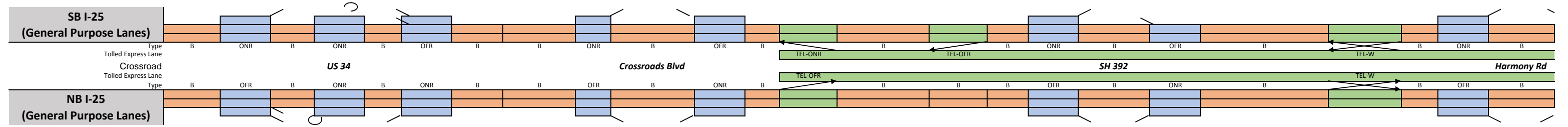


4:30 PM	D	C	E	D	D	D	E	D	E	D	F	D	D	D	C	D	C	E	E
4:45 PM	F	C	F	E	E	F	F	F	E	F	F	F	F	F	D	D	D	F	F
5:00 PM	E	C	F	E	E	D	F	E	E	D	F	E	E	E	D	D	D	F	F
5:15 PM	E	C	F	E	E	F	F	F	F	F	F	F	E	E	D	D	D	F	F
5:30 PM	E	C	F	E	F	F	F	F	F	F	F	F	E	E	D	D	D	F	F
5:45 PM	E	C	F	F	F	F	F	F	F	F	F	F	E	E	D	D	F	F	F
6:00 PM	D	F	F	F	F	D	E	F	F	D	F	E	E	E	D	F	F	F	F
6:15 PM	E	F	F	F	F	D	F	F	F	D	F	E	E	E	D	F	F	F	F

SEGMENT	72	73	74	75	76	77	78	79	80	81	82	83	84	85	86	87	88	89	90
Segment Length (ft)	18,150	2,000	500	1,500	2,890	1,500	4,225	1,500	4,255	1,500	3,160	1,500	3,095	1,610	1,500	2,930	1,500	1,095	2,000
Number of lanes	2	3	2	2	2	2	2	2	2	2	2	2	2	2	2	2	2	2	2
Free Flow Speed (mph)	70	70	70	70	70	70	70	70	70	70	70	70	70	70	70	70	70	70	70
Segment demand (vph)	3,275	3,735	3,731	3,731	3,293	3,863	3,863	3,863	3,552	3,890	3,890	3,890	3,339	3,339	3,339	2,904	3,637	3,637	3,637
On-Ramp demand (vph)		460				570				338									
Off-Ramp demand (vph)		4		438				311				551			435				
Ramp-to-Ramp demand (vph)		4																	
Travel time per vehicle (min)	4.51	0.57	0.17	0.35	1.02	0.33	1.51	0.32	1.28	0.33	1.26	0.31	0.83	0.43	0.31	0.65	0.35	0.35	0.67
VMTD Veh-miles (Demand)	11,258	1,415	353	1,060	1,802	1,097	3,091	1,097	2,862	1,105	2,328	1,105	1,957	1,018	949	1,612	1,033	754	1,378
VMTV Veh-miles (Volume)	11,254	1,383	345	1,033	1,744	1,067	3,003	1,065	2,755	1,067	2,248	1,067	1,890	983	916	1,539	991	720	1,307
VHT travel (hrs)	245.86	34.64	10.38	20.93	53.95	20.72	94.73	20.25	72.96	20.57	78.76	19.20	44.36	23.08	16.40	29.96	20.44	20.34	38.28
VHD delay (hrs)	85.09	14.89	5.45	6.17	29.03	5.47	51.84	5.04	33.61	5.32	46.64	3.95	17.37	9.03	3.32	7.98	6.28	10.05	19.61
Space mean speed (mph)	46	40	33	49	32	52	32	53	38	52	29	56	43	43	56	51	48	35	34
Segment density (veh/mi/lane)	36	30	55	36	49	30	59	34	45	29	66	31	38	38	27	27	32	49	51
Segment density (pc/mi/lane)	41	35	63	42	57	34	68	39	52	33	76	36	44	44	31	31	36	56	58
Tolled Express Lane		TEL-ONR	GP	GP	GP	GP	GP	GP	GP	GP	GP	GP	GP	GP	GP	GP	GP	GP	GP
Space mean speed (mph)	70	40	33	49	32	52	32	53	38	52	29	56	43	43	56	51	48	35	34
Travel time per vehicle (min)	2.95	0.57	0.17	0.35	1.02	0.33	1.51	0.32	1.28	0.33	1.26	0.31	0.83	0.43	0.31	0.65	0.35	0.35	0.67
Volume (vph)	459	4	4	4	4	4	4	4	4	4	4	4	6	6	6	6	6	6	4
Level of Service (LOS)	A	A	A	A	A	A	A	A	A	A	A	A	A	A	A	A	A	A	A

SEGMENT	91	92	93	94	95	96	97	98	99	100	101	102	103	104	105	106	107	108	109	110	111	112	113	114	
Segment Length (ft)	2,640	1,500	405	755	1,250	1,500	1,435	3,000	1,500	3,480	1,500	700	2,000	4,255	2,000	460	1,500	3,240	1,500	6,730	3,000	455	1,500	3,025	
Number of lanes	2	2	2	2	2	2	2	2	2	2	2	2	3	2	3	2	2	2	2	2	3	2	2	2	
Free Flow Speed (mph)	70	70	70	70	70	70	70	70	70	70	70	70	70	70	70	70	70	70	70	70	70	70	70	70	
Segment demand (vph)	4,523	4,523	3,763	3,763	3,348	4,312	4,312	4,312	4,312	3,420	4,285	4,285	4,285	3,501	4,279	3,505	3,505	2,890	3,749	3,749	4,522	3,902	3,902	2,594	
On-Ramp demand (vph)		760		415						892			784		774		615				620		1,308		
Off-Ramp demand (vph)						964					865				778				859		773				
Ramp-to-Ramp demand (vph)															774						616				
Travel time per vehicle (min)	0.91	0.33	0.22	0.41	1.00	0.66	0.63	1.32	0.61	2.64	0.65	0.32	1.94	3.88	0.41	0.13	0.31	0.72	0.31	2.18	0.53	0.16	0.32	0.65	
VMTD Veh-miles (Demand)	2,262	1,285	289	538	793	1,225	1,172	2,450	1,225	2,254	1,217	568	1,623	2,821	1,621	305	996	1,773	1,065	4,779	2,569	336	1,109	1,486	
VMTV Veh-miles (Volume)	1,922	1,092	237	441	632	974	932	1,950	981	1,700	961	451	1,293	2,217	1,584	297	968	1,713	1,030	4,621	2,486	324	1,067	1,486	
VHT travel (hrs)	58.44	20.94	11.54	21.29	44.59	37.88	36.20	75.41	35.28	113.31	36.83	18.04	110.64	177.94	28.62	7.33	17.78	33.73	18.75	131.68	39.01	10.32	20.24	28.00	
VHD delay (hrs)	30.99	5.34	8.16	14.99	35.56	23.97	22.88	47.55	26.44	89.02	23.11	11.59	155.15	146.27	6.00	3.09	3.96	9.25	4.04	65.67	3.49	5.70	41.90	6.77	
Space mean speed (mph)	33	52	20	21	14	26	26	26	28	15	26	25	12	12	55	41	54	51	55	35	64	31	53	53	
Segment density (veh/mi/lane)	58	28	75	74	94	67	67	66	62	86	64	68	97	110	25	42	25	27	33	52	23	60	27	24	
Segment density (pc/mi/lane)	66	32	84	83	105	75	75	75	70	96	72	76	109	127	29	48	28	31	38	59	27	68	30	28	
Tolled Express Lane	GP	GP	GP	GP	GP	GP	GP	GP	GP	GP	GP	GP	GP	GP	TEL-ONR	TEL-OFR	TEL-OFR	TEL-OFR	TEL-OFR	TEL-OFR	TEL-OFR	TEL-OFR	TEL-OFR	TEL-OFR	
Space mean speed (mph)	33	52	20	21	14	26	26	26	28	15	26	25	12	12	55	41	54	51	55	35	64	31	53	53	
Travel time per vehicle (min)	0.91	0.33	0.22	0.41	1.00	0.66	0.63	1.32	0.61	2.64	0.65	0.32	1.94	3.88	0.41	0.13	0.31	0.72	0.31	2.18	0.53	0.16	0.32	0.65	
Volume (vph)	-	-	-	-	-	-	-	-	-	-	-	-	-	-	774	774	773	773	773	773	773	616	613	613	613
Level of Service (LOS)															B	B	B	B	B	B	B	A	A	A	A

4:30 PM	F	F	F	F	F	F	F	F	F	D	F	F	E	E	C	E	C	D	D	E	C	F	C	C
4:45 PM	F	F	F	F	F	F	F	F	F	C	F	F	F	F	D	F	D	D	D	E	F	F	F	C
5:00 PM	F	F	F	F	F	F	F	F	F	E	F	F	F	F	C	F	D	D	D	E	F	F	D	D
5:15 PM	F	F	F	F	F	F	F	F	F	F	F	F	F	F	C	E	C	D	D	E	F	F	D	C
5:30 PM	F	F	F	F	F	F	F	F	F	F	F	F	F	F	D	F	D	D	D	F	F	F	F	D
5:45 PM	F	F	F	F	F	F	F	F	F	F	F	F	F	F	D	F	D	D	D	F	F	F	F	D
6:00 PM	F	F	F	F	F	F	F	F	F	F	F	F	F	F	D	F	D	D	D	F	F	F	F	D
6:15 PM	F	F	F	F	F	F	F	F	F	F	F	F	F	F	D	E	C	D	D	F	F	F	F	D

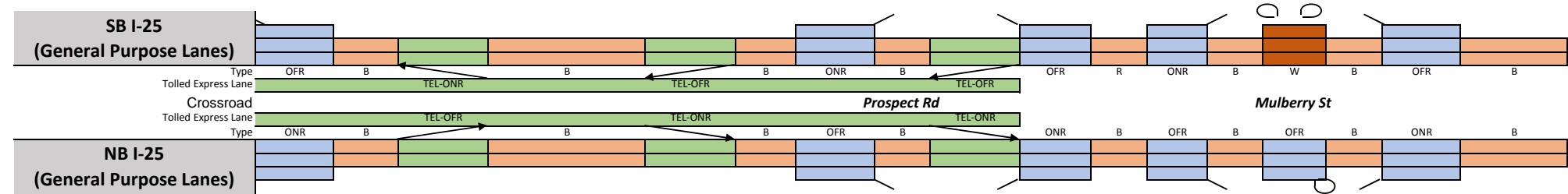


4:30 PM	E	C	C	B	D	D	F	C	D	D	D	F	C	E	E	E	D	D	C	F	C	F	D	C
4:45 PM	F	C	D	C	E	F	F	D	F	E	F	F	D	F	F	F	D	E	D	F	F	F	D	D
5:00 PM	F	C	D	D	F	F	F	D	F	F	F	F	D	F	F	F	D	D	C	F	F	F	D	C
5:15 PM	F	C	E	F	F	F	F	D	F	F	F	F	D	F	F	F	D	D	C	F	F	F	D	C
5:30 PM	E	F	F	F	F	F	F	D	F	F	F	F	D	F	F	F	D	D	D	F	F	F	F	D
5:45 PM	F	F	F	F	F	F	F	D	F	F	F	F	D	F	F	F	D	D	D	F	F	F	F	D
6:00 PM	F	F	F	F	F	F	F	F	F	F	F	F	D	F	F	F	D	D	D	F	F	F	F	D
6:15 PM	F	F	F	F	F	F	F	F	F	F	F	F	C	E	E	E	D	C	C	E	C	F	D	C

SEGMENT	91	92	93	94	95	96	97	98	99	100	101	102	103	104	105	106	107	108	109	110	111	112	113	114
Segment Length (ft)	1,925	1,500	1,050	1,500	600	1,500	1,545	3,000	540	3,680	1,500	500	2,000	4,255	2,000	900	1,500	2,900	1,500	6,630	3,000	600	1,500	2,565
Number of lanes	2	2	2	2	2	2	2	3	2	2	2	2	3	2	2	2	2	2	2	2	3	2	2	2
Free Flow Speed (mph)	70	70	70	70	70	70	70	70	70	70	70	70	70	70	70	70	70	70	70	70	70	70	70	70
Segment demand (vph)	3,637	3,637	2,751	3,094	3,094	4,014	4,014	4,014	4,014	3,206	4,045	4,045	4,050	3,481	3,481	3,481	3,481	2,766	3,455	3,455	4,019	3,557	3,557	2,362
On-Ramp demand (vph)				343		920					839		5							689		564		
Off-Ramp demand (vph)		886							808				569				715				462		1,195	
Ramp-to-Ramp demand (vph)													5								462			
Travel time per vehicle (min)	0.62	0.44	0.56	0.77	0.39	0.33	0.62	0.66	0.13	1.77	0.32	0.20	0.44	1.36	0.64	0.29	0.31	0.64	0.32	2.08	0.59	0.20	0.31	0.53
VMTD Veh-miles (Demand)	1,326	1,033	547	879	352	1,140	1,175	2,281	411	2,234	1,149	383	1,534	2,805	1,319	593	989	1,519	982	4,338	2,284	404	1,011	1,147
VMTV Veh-miles (Volume)	1,249	968	505	810	322	1,067	1,099	2,111	380	2,033	1,067	356	1,425	2,797	1,315	592	986	1,509	976	4,316	2,256	399	997	1,132
VHT travel (hrs)	35.54	25.00	23.81	36.72	18.31	20.46	38.51	40.85	7.77	86.03	20.28	12.46	27.81	78.54	36.92	16.61	17.87	29.09	18.11	119.11	38.75	11.43	18.41	20.77
VHD delay (hrs)	17.69	11.17	16.59	25.16	13.70	15.27	22.80	10.69	2.35	56.98	5.03	7.38	7.45	38.58	18.13	8.16	3.78	7.53	4.16	57.45	6.52	5.73	4.16	4.60
Space mean speed (mph)	35	39	21	22	18	52	29	52	49	24	53	29	51	36	36	36	55	52	54	36	58	35	54	55
Segment density (veh/mi/lane)	49	40	60	65	81	28	66	24	36	62	26	66	26	49	49	49	28	26	25	47	23	50	28	21
Segment density (pc/mi/lane)	56	46	69	74	93	32	76	28	41	71	30	76	30	56	56	56	32	30	29	55	26	58	32	25
Tolled Express Lane	GP	GP	GP	GP	GP	GP	GP	GP	GP	GP	GP	GP	GP	GP	TEL-OFR	TEL-OFR	TEL-OFR	TEL-OFR	TEL-OFR	TEL-OFR	TEL-OFR	TEL-OFR	TEL-OFR	TEL-OFR
Space mean speed (mph)	35	39	21	22	18	52	29	52	49	24	53	29	51	36	36	36	55	52	54	36	58	35	54	55
Travel time per vehicle (min)	0.62	0.44	0.56	0.77	0.39	0.33	0.62	0.66	0.13	1.77	0.32	0.20	0.44	1.36	0.64	0.29	0.31	0.64	0.32	2.08	0.59	0.20	0.31	0.53
Volume (vph)	4	4	4	4	4	4	4	4	4	4	4	4	5	570	570	570	570	570	570	570	462	462	462	462
Level of Service (LOS)	A	A	A	A	A	A	A	A	A	A	A	A	A	A	A	A	A	A	A	A	A	A	A	A

SEGMENT	115	116	117	118	119	120	121	122	123	124	125	126	127	128	129	130	131			
Segment Length (ft)	1,500	500	2,000	4,840	2,000	500	1,500	535	2,000	775	715	1,160	700	420	750	1,500	2,700	276,955		
Number of lanes	2	2	3	2	3	2	2	2	3	2	2	2	2	3	2	2	2			
Free Flow Speed (mph)	70	70	70	70	70	70	70	70	70	70	70	70	70	70	70	70	70			
Segment demand (vph)	3,339	3,339	3,952	3,292	3,950	3,511	3,511	2,464	2,897	3,090	3,090	3,090	2,475	2,559	1,767	1,942	1,942			
On-Ramp demand (vph)			660		439		1,047					615		792						
Off-Ramp demand (vph)	745		613		658				433	193				84		175				
Ramp-to-Ramp demand (vph)			613		439									1						
Travel time per vehicle (min)	0.31	0.14	0.41	1.29	0.42	0.15	0.32	0.11	0.41	0.16	0.15	0.24	0.14	0.09	0.15	0.30	0.53	73.68		
VMTD Veh-miles (Demand)	949	316	1,497	3,018	1,496	332	997	250	1,097	454	418	679	328	204	251	552	993	203,103		
VMTV Veh-miles (Volume)	949	316	1,497	3,018	1,496	332	997	250	1,097	454	418	679	328	204	251	552	993	195,345		
VHT travel (hrs)	17.21	7.56	26.96	70.53	27.65	8.73	18.79	4.59	20.02	8.05	7.49	12.16	5.90	3.99	4.28	9.79	17.22	4,496.23		
VHD delay (hrs)	3.66	3.04	5.57	27.42	6.28	3.98	4.54	1.02	4.35	1.57	1.51	2.46	1.21	1.08	0.70	1.91	3.03	1,722.19		
Space mean speed (mph)	55	42	56	43	54	38	53	54	55	56	56	56	56	51	59	56	58	43		
Segment density (veh/mi/lane)	26	40	23	38	24	46	28	23	17	24	24	22	22	16	15	16	17	32		
Segment density (pc/mi/lane)	30	45	27	44	27	52	32	26	19	27	27	25	25	18	17	19	19	37		
Tolled Express Lane	TEL-ONR			TEL-OFR				TEL-OFR			GP	GP	GP	GP	GP	GP	GP	GP	GP	TEL
Space mean speed (mph)	69	64	56	70	54	70	69	64	55	56	56	56	56	51	59	56	58	61		
Travel time per vehicle (min)	0.25	0.09	0.41	0.79	0.42	0.08	0.25	0.10	0.41	0.16	0.15	0.24	0.14	0.09	0.15	0.30	0.53	62.24		
Volume (vph)	613	613	613	660	439	433	433	433	-	-	-	-	-	-	-	-	-	11.44		
Level of Service (LOS)	A	A	B	A	A	A	A	A												

4:30 PM	C	D	C	D	C	E	C	B	B	C	C	B	C	B	B	B	B	B
4:45 PM	D	E	C	E	C	F	D	C	B	C	C	C	C	B	B	B	B	B
5:00 PM	D	E	C	E	C	F	D	C	B	C	C	C	C	B	B	B	B	C
5:15 PM	D	E	C	E	C	F	D	C	B	C	C	C	C	B	B	B	B	C
5:30 PM	D	F	C	E	C	F	D	D	B	C	C	C	C	B	B	B	B	C
5:45 PM	D	F	C	F	D	F	D	D	C	C	C	C	C	B	B	B	B	C
6:00 PM	D	F	D	F	D	F	F	D	C	D	D	C	D	B	B	B	B	C
6:15 PM	F	F	D	F	D	F	F	D	C	D	D	C	D	B	B	B	B	C

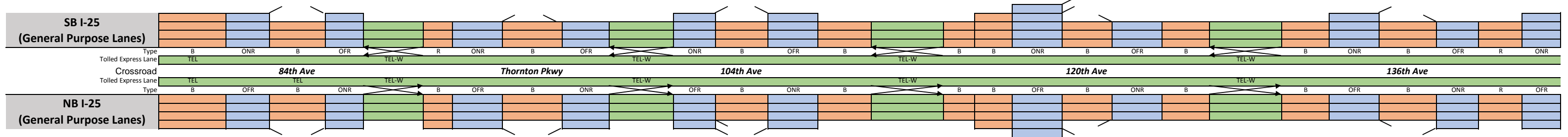


4:30 PM	C	E	C	E	C	E	B	C	B	C	E	D	C	C	C	B	C	C
4:45 PM	D	F	C	F	C	F	C	D	C	D	F	D	D	C	C	B	D	D
5:00 PM	D	F	C	F	C	F	C	C	B	C	E	D	C	C	B	B	C	C
5:15 PM	C	E	C	E	C	F	B	C	B	C	F	D	D	C	C	B	C	C
5:30 PM	D	F	C	F	C	F	C	D	B	C	E	D	D	C	C	B	C	C
5:45 PM	F	F	D	F	C	E	F	D	C	F	F	F	E	C	C	C	C	D
6:00 PM	D	F	C	F	F	F	C	D	C	D	F	D	D	C	C	B	D	D
6:15 PM	C	E	C	E	C	F	B	C	B	C	E	D	D	C	C	B	C	C

SEGMENT	115	116	117	118	119	120	121	122	123	124	125	126	127	128	129	130	131			
Segment Length (ft)	1,500	900	2,000	4,840	2,000	740	1,500	525	2,000	1,165	570	750	510	840	550	1,500	2,700	277,130		
Number of lanes	2	2	3	2	3	2	2	2	3	2	2	2	2	2	2	2	2			
Free Flow Speed (mph)	70	70	70	70	70	70	70	70	70	70	70	70	70	70	70	70	70			
Segment demand (vph)	3,488	3,488	3,957	3,432	3,958	3,589	3,589	2,526	2,880	3,451	3,451	3,451	2,716	2,716	2,152	2,377	2,377			
On-Ramp demand (vph)	1,126		469		526		1,063		354	571						225				
Off-Ramp demand (vph)			525		369							735		564						
Ramp-to-Ramp demand (vph)			469		369															
Travel time per vehicle (min)	0.32	0.28	0.41	1.47	0.46	0.25	0.31	0.11	0.41	0.24	0.16	0.15	0.11	0.19	0.11	0.30	0.55	83.28		
VMTD Veh-miles (Demand)	991	595	1,499	3,146	1,499	503	1,020	251	1,091	761	373	490	262	432	224	675	1,216	234,037		
VMTV Veh-miles (Volume)	982	589	1,487	3,121	1,477	495	1,004	247	1,076	753	368	485	259	427	221	668	1,202	219,656		
VHT travel (hrs)	18.30	16.33	26.88	83.38	29.64	14.49	18.44	4.66	19.49	13.75	9.21	8.78	4.98	8.44	3.89	11.62	21.70	5,836.96		
VHD delay (hrs)	4.28	7.92	5.64	38.80	8.54	7.41	4.09	1.12	4.12	3.00	3.95	1.86	1.28	2.34	0.72	2.08	4.52	3,256.94		
Space mean speed (mph)	54	36	55	37	50	34	54	53	55	55	40	55	52	51	57	57	55	38		
Segment density (veh/mi/lane)	26	48	23	45	26	52	19	23	17	24	43	29	26	20	19	16	21	42		
Segment density (pc/mi/lane)	30	55	27	52	30	59	22	27	19	27	48	32	29	23	21	18	24	48		
Tolled Express Lane	TEL-OFR			TEL-ONR				TEL-ONR			GP	GP	GP	GP	GP	GP	GP	GP	GP	TEL
Space mean speed (mph)	70	70	55	70	50	64	69	70	55	55	40	55	52	51	57	57	55	58		
Travel time per vehicle (min)	0.24	0.15	0.41	0.79	0.46	0.13	0.25	0.09	0.41	0.24	0.16	0.15	0.11	0.19	0.11	0.30	0.55	71.97		
Volume (vph)	462	462	469	524	369	369	369	369	-	-	-	-	-	-	-	-	-	11.30		
Level of Service (LOS)	A	A	A	A	A	A	A	A												

SEGMENT	1	2	3	4	5	6	7	8	9	10	11	12	13	14	15	16	17	18	19	20	21	22	23	24	25	26	27	28	
Segment Length (ft)	2,700	1,500	1,865	1,100	2,530	715	750	1,835	750	2,900	1,045	1,735	1,010	2,190	3,100	95	800	1,500	1,575	1,500	1,400	3,000	1,315	1,500	2,095	750	1,390	750	
Number of lanes	4	4	3	3	4	3	3	3	3	4	3	3	3	3	4	3	4	3	3	3	3	4	3	3	3	3	3	3	
Free Flow Speed (mph)	60	60	60	60	60	60	60	60	60	60	60	60	60	60	60	60	60	60	65	65	65	65	65	65	65	65	65	65	
Segment demand (vph)	5,733	5,733	4,358	5,175	6,581	5,239	5,239	4,388	5,177	6,530	5,270	4,130	5,016	5,016	6,272	5,228	5,228	5,228	3,917	4,996	4,996	6,038	5,160	5,160	4,054	4,766	4,766	4,766	
On-Ramp demand (vph)		1,375			1,342		851			1,260	1,140				1,044			1,311				878		1,106				1,135	
Off-Ramp demand (vph)				817	1,406				789	1,353			886		1,256					1,079		1,042				712			
Ramp-to-Ramp demand (vph)					1,062					1,141					923							774							
Travel time per vehicle (min)	0.74	0.29	0.53	0.24	0.68	0.17	0.18	0.48	0.17	0.74	0.25	0.47	0.22	0.75	0.84	0.04	0.21	0.35	0.38	0.31	0.46	0.72	0.47	0.33	0.52	0.16	0.30	0.16	
VMTD Veh-miles (Demand)	2,932	1,629	1,539	1,078	3,153	709	744	1,525	735	3,587	1,043	1,357	960	2,081	3,682	94	792	1,485	1,168	1,419	1,325	3,431	1,285	1,466	1,609	677	1,255	677	
VMTV Veh-miles (Volume)	2,940	1,633	1,545	1,082	3,164	712	747	1,533	739	3,604	1,049	1,368	967	2,097	3,712	95	800	1,499	1,169	1,420	1,325	3,431	1,285	1,466	1,609	677	1,255	677	
VHT travel (hrs)	70.96	27.81	38.29	21.15	75.12	14.82	15.54	35.26	14.44	80.70	21.83	32.53	18.90	62.84	88.58	3.12	18.19	30.45	25.05	26.12	38.33	72.64	40.34	28.44	35.37	12.48	24.09	13.00	
VHD delay (hrs)	21.96	0.59	12.54	3.12	22.38	2.94	3.09	9.71	2.13	20.63	7.82	9.73	2.78	27.89	26.72	1.54	4.86	39.95	7.07	4.28	17.94	19.85	20.56	5.88	10.63	2.06	4.79	2.58	
Space mean speed (mph)	41	59	40	51	42	48	48	43	51	45	48	42	51	33	42	30	44	49	47	54	35	47	32	52	45	54	52	52	
Segment density (veh/mi/lane)	35	24	36	34	38	36	36	34	34	36	37	33	33	51	37	58	30	36	28	31	48	31	54	33	30	29	31	31	
Segment density (pc/mi/lane)	41	29	42	40	45	43	43	40	40	42	43	39	39	59	43	68	35	42	33	36	56	37	63	39	35	34	36	36	
Tolled Express Lane	TEL				TEL-W					TEL-W					TEL-W							TEL-W							
Space mean speed (mph)	41	60	60	57	42	60	60	60	55	45	60	60	60	59	42	60	60	60	65	65	63	47	65	65	65	65	65	65	65
Travel time per vehicle (min)	0.74	0.28	0.35	0.22	0.68	0.14	0.14	0.35	0.15	0.74	0.20	0.33	0.19	0.42	0.84	0.02	0.15	0.28	0.28	0.26	0.25	0.72	0.23	0.26	0.37	0.13	0.24	0.13	
Volume (vph)	1,406	1,406	1,406	1,406	1,062	1,353	1,353	1,353	1,353	1,141	1,255	1,255	1,255	1,255	923	1,042	1,042	1,042	1,042	1,042	1,042	774	879	879	879	879	879	879	879
Level of Service (LOS)	D	C	C	C	C	C	C	C	C	C	C	C	C	C	C	B	B	B	B	B	B	B	B	B	B	B	B	B	B

4:30 PM	E	D	E	C	F	D	D	E	D	E	D	D	C	F	E	F	D	C	D	D	F	D	F	D	D	E	E	D
4:45 PM	E	D	E	F	F	F	F	E	F	F	F	E	D	F	F	F	E	F	E	E	F	E	F	F	E	F	F	D
5:00 PM	E	D	E	C	F	D	D	E	E	F	F	E	C	F	F	F	E	F	E	E	F	E	F	D	E	F	F	D
5:15 PM	E	D	F	C	F	D	D	E	E	E	D	E	C	F	E	F	E	C	D	D	F	E	F	D	E	E	E	D
5:30 PM	E	D	E	C	E	D	D	D	E	E	D	E	D	F	E	F	D	C	D	D	F	D	F	D	D	E	E	C
5:45 PM	E	D	E	D	F	D	D	E	E	F	F	E	D	F	F	F	D	C	D	D	F	E	F	D	E	E	E	D
6:00 PM	E	D	E	F	F	F	F	E	F	F	F	E	F	F	F	F	E	F	E	E	F	E	F	F	E	F	F	D
6:15 PM	E	D	E	D	F	F	F	E	D	F	D	E	D	F	F	F	E	C	D	E	F	E	F	D	D	F	F	D

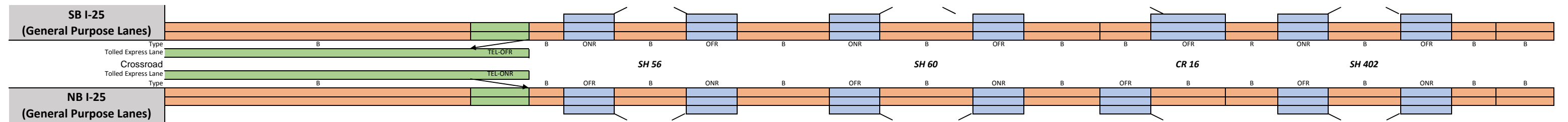


4:30 PM	F	F	F	F	F	F	F	E	F	F	F	E	F	F	E	F	D	F	E	F	F	E	F	F	E	D	D	D
4:45 PM	F	F	F	F	F	F	F	E	F	F	F	E	F	F	E	F	D	F	E	F	F	E	F	F	E	F	F	F
5:00 PM	F	F	F	F	F	F	F	F	F	F	F	E	F	F	F	F	D	F	E	F	F	E	F	F	E	F	F	F
5:15 PM	F	F	F	F	F	F	F	F	F	F	F	E	F	F	F	F	D	F	E	F	F	F	F	F	E	F	F	F
5:30 PM	F	F	F	F	F	F	F	F	F	F	F	F	F	F	F	F	D	F	E	F	F	F	F	F	E	F	F	F
5:45 PM	F	F	F	F	F	F	F	F	F	F	F	F	F	F	F	F	D	F	F	F	F	F	F	F	E	F	F	F
6:00 PM	F	F	F	F	F	F	F	F	F	F	F	F	F	F	F	F	D	F	F	F	F	F	F	F	E	F	F	F
6:15 PM	F	F	F	F	F	F	F	F	F	F	F	F	F	F	F	F	D	F	E	F	F	F	F	F	E	F	F	F

SEGMENT	1	2	3	4	5	6	7	8	9	10	11	12	13	14	15	16	17	18	19	20	21	22	23	24	25	26	27	28
Segment Length (ft)	2,700	1,100	1,875	750	2,200	170	1,500	2,180	1,350	2,450	995	1,700	1,500	1,765	3,000	310	715	1,500	1,525	1,500	1,400	3,000	1,380	1,500	2,040	1,015	1,070	745
Number of lanes	4	4	3	3	4	4	3	3	3	4	3	3	3	3	4	3	4	3	3	3	3	4	3	3	3	3	3	3
Free Flow Speed (mph)	60	60	60	60	60	60	60	60	60	60	60	60	60	60	60	60	60	60	65	65	65	65	65	65	65	65	65	65
Segment demand (vph)	6,556	6,556	5,292	6,106	7,657	6,280	6,280	5,392	6,374	7,760	6,605	5,456	6,147	6,147	7,298	6,268	6,268	6,268	5,353	6,126	6,126	7,174	6,276	6,276	5,142	5,908	5,908	5,908
On-Ramp demand (vph)				814	1,551				982	1,386			691		1,151					773		1,048				766		
Off-Ramp demand (vph)		1,264			1,377		888			1,155	1,149				1,030			915				898		1,134				1,246
Ramp-to-Ramp demand (vph)					1,315					1,089					972							784						
Travel time per vehicle (min)	1.66	0.68	1.00	0.21	0.61	0.08	0.43	1.07	0.37	0.75	0.22	0.46	0.35	0.56	0.91	0.11	0.18	0.33	0.40	0.33	0.48	1.05	0.51	0.31	0.53	0.23	0.24	0.16
VMTD Veh-miles (Demand)	3,353	1,366	1,879	867	3,190	202	1,784	2,226	1,630	3,601	1,245	1,757	1,746	2,055	4,147	368	849	1,781	1,546	1,740	1,624	4,076	1,640	1,783	1,987	1,136	1,197	834
VMTV Veh-miles (Volume)	2,930	1,193	1,628	767	2,671	170	1,498	1,858	1,381	2,922	1,011	1,428	1,457	1,714	3,574	317	731	1,534	1,324	1,522	1,421	3,590	1,442	1,567	1,746	1,016	1,071	746
VHT travel (hrs)	158.46	64.52	76.05	19.13	65.33	6.80	37.98	80.49	33.45	78.70	19.81	33.94	29.95	48.16	95.32	9.76	16.37	30.03	30.72	29.70	42.75	110.65	47.11	28.87	39.90	20.09	21.18	13.82
VHD delay (hrs)	109.62	44.64	48.91	6.34	358.25	3.96	13.01	49.53	67.44	371.49	2.96	10.14	5.68	19.59	35.75	4.48	4.18	4.46	10.34	6.28	20.89	55.43	24.93	4.76	13.03	4.45	4.70	2.34
Space mean speed (mph)	18	18	21	40	41	25	39	23	41	37	51	42	49	36	37	32	45	51	43	51	33	32	31	54	44	51	51	54
Segment density (veh/mi/lane)	77	77	71	45	42	53	45																					

SEGMENT	72	73	74	75	76	77	78	79	80	81	82	83	84	85	86	87	88	89	90
Segment Length (ft)	18,155	2,000	425	1,500	3,020	1,500	4,340	1,500	3,245	1,500	5,790	3,075	750	895	1,165	2,870	750	705	2,000
Number of lanes	2	3	2	2	2	2	2	2	2	2	2	2	2	2	2	2	2	2	2
Free Flow Speed (mph)	70	70	70	70	70	70	70	70	70	70	70	70	70	70	70	70	70	70	70
Segment demand (vph)	3,249	3,734	3,734	3,734	3,403	4,012	4,012	4,012	3,317	4,230	4,230	4,230	4,791	4,791	4,791	4,051	4,802	4,802	4,802
On-Ramp demand (vph)				331				695							740				
Off-Ramp demand (vph)		481				609				913			561				751		
Ramp-to-Ramp demand (vph)																			
Travel time per vehicle (min)	4.96	0.43	0.10	0.32	0.67	0.31	1.12	0.31	0.69	0.31	1.52	0.81	0.15	0.19	0.25	1.56	0.24	0.22	0.63
VMTD Veh-miles (Demand)	11,172	1,414	301	1,061	1,946	1,140	3,298	1,140	2,039	1,202	4,639	2,463	681	812	1,057	2,202	682	641	1,819
VMTV Veh-miles (Volume)	11,172	1,213	258	910	1,642	955	2,762	955	1,638	964	3,721	1,976	545	651	847	1,684	523	492	1,398
VHT travel (hrs)	268.56	22.84	5.48	16.83	31.83	17.15	62.48	17.47	30.52	17.48	85.92	45.63	9.77	12.44	16.20	80.37	14.58	13.64	38.68
VHD delay (hrs)	108.97	5.52	1.80	3.83	8.37	3.51	23.02	3.83	7.12	3.71	32.77	17.40	1.99	3.15	4.10	56.32	7.10	6.61	18.70
Space mean speed (mph)	42	53	47	54	52	56	44	55	54	55	43	43	56	52	52	21	36	36	36
Segment density (veh/mi/lane)	39	23	34	27	28	26	38	25	25	28	39	39	32	39	28	74	51	51	51
Segment density (pc/mi/lane)	45	26	38	31	31	29	43	28	28	32	44	44	36	44	32	83	58	58	57
Tolled Express Lane		TEL-OFR	GP	GP	GP	GP	GP	GP	GP	GP	GP	GP	GP	GP	GP	GP	GP	GP	GP
Space mean speed (mph)	70	53	47	54	52	56	44	55	54	55	43	43	56	52	52	21	36	36	36
Travel time per vehicle (min)	2.95	0.43	0.10	0.32	0.67	0.31	1.12	0.31	0.69	0.31	1.52	0.81	0.15	0.19	0.25	1.56	0.24	0.22	0.63
Volume (vph)	471	-	-	-	-	-	-	-	-	-	-	-	-	-	-	-	-	-	-
Level of Service (LOS)	A																		

4:30 PM	D	B	D	C	D	C	E	C	D	D	E	E	F	F	F	E	F	F	F
4:45 PM	E	C	E	D	D	F	F	F	D	F	F	F	F	F	F	F	F	F	F
5:00 PM	E	C	E	D	D	F	F	F	D	F	F	F	F	F	F	F	F	F	F
5:15 PM	F	C	F	F	D	F	F	F	D	F	F	F	F	F	F	F	F	F	F
5:30 PM	E	C	E	D	D	D	E	D	D	F	F	F	F	F	F	F	F	F	F
5:45 PM	E	C	E	D	D	F	F	F	D	F	F	F	F	F	F	F	F	F	F
6:00 PM	E	C	D	D	D	F	F	F	D	F	F	F	F	F	F	F	F	F	F
6:15 PM	D	C	D	D	D	D	E	C	D	F	F	F	F	F	F	F	F	F	F

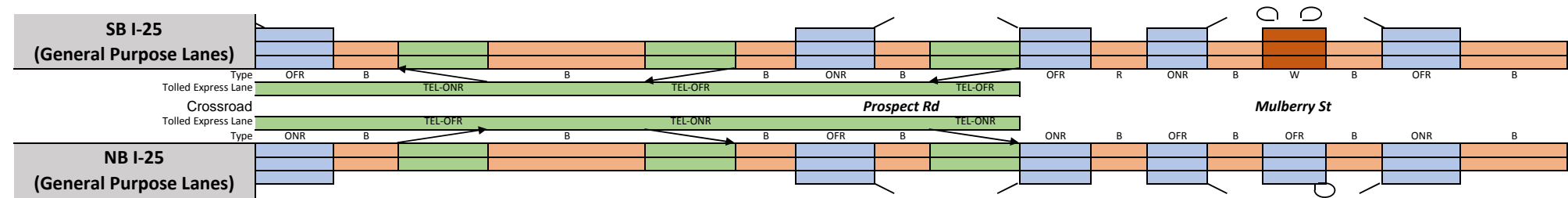


4:30 PM	E	E	F	F	E	F	F	F	E	F	F	F	F	F	F	D	D	D	F	F
4:45 PM	F	F	F	F	F	F	F	F	F	F	F	F	F	F	F	F	D	D	F	F
5:00 PM	F	F	F	F	F	F	F	F	F	F	F	F	F	F	F	F	D	D	F	F
5:15 PM	F	F	F	F	F	F	F	F	F	F	F	F	F	F	F	F	D	D	F	F
5:30 PM	F	F	F	F	F	F	F	F	F	F	F	F	F	F	F	F	D	D	F	F
5:45 PM	F	F	F	F	F	F	F	F	F	F	F	F	F	F	F	F	D	D	F	F
6:00 PM	F	F	F	F	F	F	F	F	F	F	F	F	F	F	F	F	C	F	F	F
6:15 PM	F	F	F	F	F	F	F	F	F	F	F	F	F	F	F	D	F	F	F	F

SEGMENT	72	73	74	75	76	77	78	79	80	81	82	83	84	85	86	87	88	89	90
Segment Length (ft)	18,150	2,000	500	1,500	2,890	1,500	4,225	1,500	4,255	1,500	3,160	1,500	3,095	1,610	1,500	2,930	1,500	1,095	2,000
Number of lanes	2	3	2	2	2	2	2	2	2	2	2	2	2	2	2	2	2	2	2
Free Flow Speed (mph)	70	70	70	70	70	70	70	70	70	70	70	70	70	70	70	70	70	70	70
Segment demand (vph)	3,791	4,531	4,531	4,531	4,013	4,483	4,483	4,483	3,925	4,569	4,569	4,569	4,126	4,126	4,126	3,235	3,945	3,945	3,945
On-Ramp demand (vph)		740				470				644									
Off-Ramp demand (vph)				518				558				443			891				
Ramp-to-Ramp demand (vph)																			
Travel time per vehicle (min)	12.67	1.72	0.16	0.51	1.53	0.49	1.43	0.51	2.20	0.33	1.26	0.30	0.90	0.47	0.31	0.65	0.32	0.32	0.54
VMTD Veh-miles (Demand)	13,032	1,716	429	1,287	2,197	1,274	3,587	1,274	3,163	1,298	2,734	1,298	2,419	1,258	1,172	1,795	1,121	818	1,494
VMTV Veh-miles (Volume)	9,881	1,359	339	1,015	1,715	1,021	2,866	1,017	2,508	1,067	2,248	1,067	1,980	1,030	959	1,474	957	698	1,263
VHT travel (hrs)	607.08	102.75	9.85	30.60	79.82	29.26	85.18	30.55	114.27	20.57	78.76	19.09	50.45	26.24	17.39	28.62	17.74	17.71	30.26
VHD delay (hrs)	465.92	92.50	5.00	16.11	55.32	14.67	44.24	16.02	78.44	5.32	46.64	3.84	22.17	11.53	3.68	7.56	4.07	7.73	12.21
Space mean speed (mph)	16	13	34	33	21	35	34	33	22	52	29	56	39	39	55	52	54	39	42
Segment density (veh/mi/lane)	88	90	52	54	73	51	53	54	71	29	66	31	43	43	28	26	26	43	40
Segment density (pc/mi/lane)	102	104	60	62	84	59	61	62	82	33	76	36	49	49	32	30	30	49	46
Tolled Express Lane		TEL-ONR	GP	GP	GP	GP	GP	GP	GP	GP	GP	GP	GP	GP	GP	GP	GP	GP	GP
Space mean speed (mph)	70	13	34	33	21	35	34	33	22	52	29	56	39	39	55	52	54	39	42
Travel time per vehicle (min)	2.95	1.72	0.16	0.51	1.53	0.49	1.43	0.51	2.20	0.33	1.26	0.30	0.90	0.47	0.31	0.65	0.32	0.32	0.54
Volume (vph)	739	-	-	-	-	-	-	-	-	-	-	-	-	-	-	-	-	-	-
Level of Service (LOS)	A																		

SEGMENT	115	116	117	118	119	120	121	122	123	124	125	126	127	128	129	130	131		
Segment Length (ft)	1,500	500	2,000	4,840	2,000	500	1,500	535	2,000	775	715	1,160	700	420	750	1,500	2,700	276,955	
Number of lanes	2	2	3	2	3	2	2	2	3	2	2	2	2	3	2	2	2	2	
Free Flow Speed (mph)	70	70	70	70	70	70	70	70	70	70	70	70	70	70	70	70	70	70	
Segment demand (vph)	3,768	3,768	4,408	3,723	4,408	3,854	3,854	2,941	3,487	3,716	3,716	3,716	3,061	3,097	1,675	2,100	2,100		
On-Ramp demand (vph)			685		554		913					655		1,422					
Off-Ramp demand (vph)	630		640		685				546	229				36		425			
Ramp-to-Ramp demand (vph)			640		554									1					
Travel time per vehicle (min)	0.56	0.19	1.27	1.63	0.70	0.16	0.35	0.23	0.43	0.16	0.15	0.25	0.17	0.10	0.14	0.31	0.54	85.53	
VMTD Veh-miles (Demand)	1,070	357	1,670	3,413	1,670	365	1,095	298	1,321	545	503	816	406	246	238	597	1,074	222,748	
VMTV Veh-miles (Volume)	996	333	1,568	3,248	1,621	361	1,085	297	1,321	545	503	816	406	246	238	597	1,074	208,301	
VHT travel (hrs)	32.66	10.91	87.64	96.06	49.83	10.04	22.16	11.43	25.25	9.70	9.39	15.24	8.46	5.37	4.03	10.69	18.96	5,362.29	
VHD delay (hrs)	18.43	6.15	65.70	49.65	26.67	4.88	7.78	7.19	6.38	1.91	2.21	3.58	2.66	1.85	0.63	2.17	3.62	2,598.92	
Space mean speed (mph)	31	31	18	34	33	36	49	26	52	56	54	54	48	46	59	56	57	39	
Segment density (veh/mi/lane)	57	58	77	52	44	53	34	56	22	29	35	27	32	22	14	18	19	39	
Segment density (pc/mi/lane)	64	64	87	59	49	59	38	63	24	32	38	30	34	23	16	20	21	44	
Tolled Express Lane	TEL-ONR			TEL-OFR			TEL-OFR			GP	GP	GP	GP	GP	GP	GP	GP	GP	TEL
Space mean speed (mph)	68	47	18	70	33	70	69	63	52	56	54	54	48	46	59	56	57	60	
Travel time per vehicle (min)	0.25	0.12	1.27	0.79	0.70	0.08	0.25	0.10	0.43	0.16	0.15	0.25	0.17	0.10	0.14	0.31	0.54	69.42	
Volume (vph)	640	640	640	685	554	546	546	546	-	-	-	-	-	-	-	-	-	16.11	
Level of Service (LOS)	A	B	E	A	B	A	A	A											

4:30 PM	C	E	C	E	C	E	D	C	B	C	C	C	C	B	B	B	B	C
4:45 PM	D	F	D	F	D	F	D	D	C	D	D	C	D	C	B	B	B	C
5:00 PM	F	F	D	F	D	F	D	D	C	D	D	D	D	C	B	B	B	C
5:15 PM	F	F	F	F	D	F	F	F	C	F	F	F	F	C	B	C	C	C
5:30 PM	F	F	F	F	E	F	D	F	D	D	D	D	D	C	B	C	C	C
5:45 PM	F	F	F	F	F	F	F	F	B	D	D	D	D	C	B	C	C	C
6:00 PM	F	F	F	F	F	F	F	F	F	E	D	D	D	C	B	C	C	C
6:15 PM	F	F	F	F	F	F	F	F	F	F	F	F	F	F	D	C	C	C

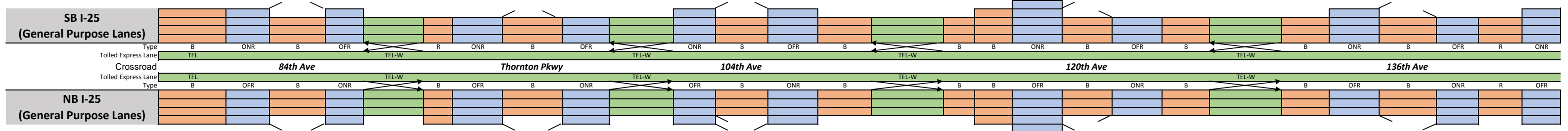


4:30 PM	D	F	C	F	C	F	C	D	C	C	E	D	C	C	C	B	C	C
4:45 PM	F	F	D	F	D	F	F	E	C	F	F	F	D	C	C	C	C	D
5:00 PM	D	F	C	F	C	F	C	D	B	C	F	D	C	C	B	B	B	C
5:15 PM	D	F	C	F	D	F	C	D	C	D	F	D	D	C	C	B	C	C
5:30 PM	F	F	D	F	D	F	F	D	C	C	F	D	D	C	B	B	C	C
5:45 PM	F	F	C	F	E	F	F	E	C	F	F	F	D	C	C	C	C	D
6:00 PM	F	F	C	F	F	F	F	D	C	D	F	D	D	C	C	C	C	D
6:15 PM	D	F	C	F	C	F	C	D	C	D	F	D	D	C	B	B	C	D

SEGMENT	115	116	117	118	119	120	121	122	123	124	125	126	127	128	129	130	131		
Segment Length (ft)	1,500	900	2,000	4,840	2,000	740	1,500	525	2,000	1,165	570	750	510	840	550	1,500	2,700	277,130	
Number of lanes	2	2	3	2	3	2	2	2	3	2	2	2	2	2	2	2	2	2	
Free Flow Speed (mph)	70	70	70	70	70	70	70	70	70	70	70	70	70	70	70	70	70	70	
Segment demand (vph)	3,755	3,755	4,275	3,703	4,275	3,800	3,800	2,925	3,392	3,651	3,651	3,651	2,677	2,677	1,933	2,516	2,516		
On-Ramp demand (vph)	976		520		572				467	259						583			
Off-Ramp demand (vph)			572		475		875					974		744					
Ramp-to-Ramp demand (vph)			520		475														
Travel time per vehicle (min)	0.32	0.32	0.40	1.67	0.42	0.27	0.31	0.12	0.40	0.24	0.17	0.16	0.11	0.19	0.11	0.30	0.56	108.66	
VMTD Veh-miles (Demand)	1,067	640	1,619	3,394	1,619	533	1,080	291	1,285	806	394	519	259	426	201	715	1,287	259,751	
VMTV Veh-miles (Volume)	1,033	620	1,574	3,295	1,568	515	1,043	281	1,247	784	383	505	251	413	196	700	1,259	218,145	
VHT travel (hrs)	19.58	19.39	27.37	99.81	28.92	16.63	19.01	5.71	22.04	14.45	9.98	9.23	4.70	8.23	3.33	12.20	22.95	7,319.67	
VHD delay (hrs)	4.83	10.53	4.88	52.74	6.52	9.28	4.10	1.69	4.22	3.25	4.50	2.02	1.11	2.32	0.54	2.21	4.96	5,433.36	
Space mean speed (mph)	53	32	58	33	54	31	55	49	57	54	38	55	53	50	59	57	55	30	
Segment density (veh/mi/lane)	27	57	23	54	25	59	20	29	20	25	46	30	24	19	16	17	22	53	
Segment density (pc/mi/lane)	31	65	27	63	29	68	23	33	22	28	52	34	27	22	18	19	25	61	
Tolled Express Lane	TEL-OFR			TEL-ONR			TEL-ONR			GP	GP	GP	GP	GP	GP	GP	GP	GP	TEL
Space mean speed (mph)	70	70	58	70	54	65	70	70	57	54	38	55	53	50	59	57	55	57	
Travel time per vehicle (min)	0.24	0.15	0.40	0.79	0.42	0.13	0.24	0.09	0.40	0.24	0.17	0.16	0.11	0.19	0.11	0.30	0.56	87.91	
Volume (vph)	514	514	520	572	475	475	475	475	-	-	-	-	-	-	-	-	-	20.75	
Level of Service (LOS)	A	A	A	A	A	A	A	A											

SEGMENT	1	2	3	4	5	6	7	8	9	10	11	12	13	14	15	16	17	18	19	20	21	22	23	24	25	26	27	28	
Segment Length (ft)	2,700	1,500	1,865	1,100	2,530	715	750	1,835	750	2,900	1,045	1,735	1,010	2,190	3,100	95	800	1,500	1,575	1,500	1,400	3,000	1,315	1,500	2,095	750	1,390	750	
Number of lanes	4	4	3	3	4	3	3	3	3	4	3	3	3	3	4	3	4	3	3	3	3	4	3	3	3	3	3	3	
Free Flow Speed (mph)	60	60	60	60	60	60	60	60	60	60	60	60	60	60	60	60	60	60	65	65	65	65	65	65	65	65	65	65	
Segment demand (vph)	6,355	6,355	5,084	5,700	6,872	5,308	5,308	4,223	4,843	6,406	4,976	3,772	4,620	4,620	6,052	4,875	4,875	4,875	3,510	4,629	4,629	5,805	4,994	4,994	3,766	4,154	4,154	4,154	
On-Ramp demand (vph)		1,271			1,564		1,085			1,430	1,204				1,177			1,365				811		1,228				853	
Off-Ramp demand (vph)				616	1,172				620	1,563			848		1,432					1,119		1,176				388			
Ramp-to-Ramp demand (vph)																													
Travel time per vehicle (min)	0.74	0.29	0.53	0.24	0.88	0.20	0.18	0.48	0.17	0.78	0.24	0.43	0.22	0.61	0.85	0.03	0.19	0.34	0.35	0.31	0.37	0.74	0.39	0.33	0.48	0.15	0.29	0.16	
VMTD Veh-miles (Demand)	3,250	1,805	1,796	1,188	3,293	719	754	1,468	688	3,518	985	1,239	884	1,916	3,553	88	739	1,385	1,047	1,315	1,227	3,298	1,244	1,419	1,494	590	1,094	590	
VMTV Veh-miles (Volume)	3,068	1,704	1,670	1,103	3,060	710	745	1,466	687	3,516	984	1,238	883	1,914	3,549	88	738	1,383	1,045	1,313	1,225	3,293	1,241	1,416	1,490	589	1,091	589	
VHT travel (hrs)	73.93	29.05	42.14	21.51	93.17	17.16	15.51	33.88	13.34	83.38	20.17	26.84	17.15	47.25	85.86	2.29	15.78	27.61	20.49	24.11	28.71	71.35	32.26	27.18	30.07	10.67	20.37	10.99	
VHD delay (hrs)	22.80	0.65	14.31	3.12	163.11	5.33	20.44	9.44	1.88	24.78	3.77	6.21	2.44	15.35	26.71	0.83	3.49	4.56	4.41	3.91	9.86	20.70	13.16	5.40	7.15	1.62	3.58	1.93	
Space mean speed (mph)	41	59	40	51	33	41	48	43	52	42	49	46	51	41	41	38	47	50	51	54	43	46	38	52	50	55	54	54	
Segment density (veh/mi/lane)	36	26	40	34	49	42	36	32	31	37	34	27	30	38	36	42	26	32	23	28	36	31	43	32	25	25	26	26	
Segment density (pc/mi/lane)	42	29	46	40	57	49	42	37	36	43	39	31	34	44	41	49	30	37	26	33	42	36	50	37	29	29	30	30	
Tolled Express Lane	TEL				TEL-W					TEL-W					TEL-W						TEL-W								
Space mean speed (mph)	41	60	60	55	33	60	60	60	55	42	60	60	60	59	41	60	60	60	65	65	63	46	65	65	65	65	65	65	
Travel time per vehicle (min)	0.74	0.28	0.35	0.23	0.88	0.14	0.14	0.35	0.16	0.78	0.20	0.33	0.19	0.42	0.85	0.02	0.15	0.28	0.28	0.26	0.25	0.74	0.23	0.26	0.37	0.13	0.24	0.13	
Volume (vph)	1,173	1,173	1,173	1,173	1,002	1,564	1,564	1,564	1,564	1,292	1,431	1,431	1,431	1,431	1,010	1,177	1,177	1,177	1,177	1,177	1,177	706	809	809	809	809	809	809	
Level of Service (LOS)	D	C	C	C	D	D	D	D	D	D	C	C	C	C	C	C	C	C	C	C	C	B	B	B	B	B	B	B	

6:45 AM	D	C	D	C	E	C	C	C	C	D	C	C	C	D	D	E	C	B	C	D	E	D	E	C	D	D	D	C
7:00 AM	E	D	F	C	F	D	D	D	D	E	D	C	C	E	E	E	D	B	C	D	E	E	F	D	D	D	D	C
7:15 AM	E	D	E	C	F	D	D	D	D	E	D	D	C	E	E	E	D	B	C	D	E	E	F	D	D	D	D	C
7:30 AM	E	D	F	F	F	F	F	E	D	F	D	D	C	E	E	F	D	C	D	D	E	E	F	D	D	E	E	C
7:45 AM	E	D	F	F	F	F	F	E	D	F	D	D	C	E	E	F	D	C	D	D	E	E	F	D	D	D	D	C
8:00 AM	E	D	E	F	F	F	F	E	D	F	D	D	C	E	E	F	D	C	D	D	E	D	F	C	D	D	D	C
8:15 AM	E	D	F	F	F	F	F	E	D	F	D	D	C	E	E	F	D	C	D	D	E	D	F	C	D	D	D	C
8:30 AM	E	D	F	C	E	F	D	E	D	E	D	D	C	E	E	F	D	C	D	D	E	D	E	C	D	D	D	C



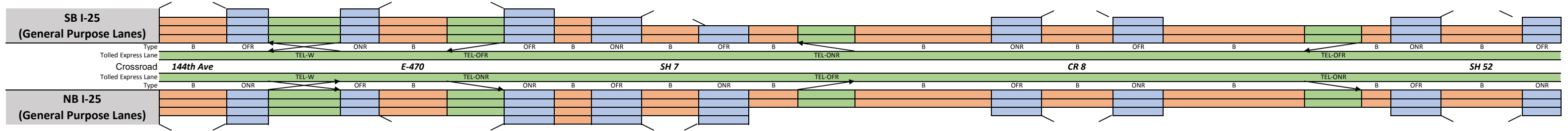
6:45 AM	C	B	B	B	B	A	B	B	B	B	C	C	D	B	D	C	A	B	C	C	B	C	C	C	C	C	C	C
7:00 AM	C	C	C	C	C	C	B	C	C	C	C	D	C	E	C	E	C	B	C	C	D	C	D	D	C	C	C	C
7:15 AM	C	C	C	C	C	C	B	C	C	C	C	C	C	D	C	E	C	B	C	C	D	B	D	C	C	C	C	C
7:30 AM	C	C	D	C	C	C	B	D	C	C	C	D	C	E	C	E	C	B	C	C	D	B	D	D	C	C	C	C
7:45 AM	D	C	D	C	C	C	B	D	C	D	C	C	C	E	C	E	C	B	C	C	D	C	D	C	C	C	C	C
8:00 AM	D	C	E	D	D	D	B	D	C	D	C	D	C	E	C	E	D	B	D	C	E	C	E	D	D	C	D	D
8:15 AM	D	C	D	D	D	D	B	D	C	D	C	D	C	E	C	E	D	B	D	C	D	C	E	D	D	C	C	C
8:30 AM	D	C	D	D	D	D	B	E	C	D	C	D	C	E	C	E	D	B	D	C	D	C	E	D	D	C	C	C

SEGMENT	1	2	3	4	5	6	7	8	9	10	11	12	13	14	15	16	17	18	19	20	21	22	23	24	25	26	27	28	
Segment Length (ft)	2,700	1,100	1,875	750	2,200	170	1,500	2,180	1,350	2,450	995	1,700	1,500	1,765	3,000	310	715	1,500	1,525	1,500	1,400	3,000	1,380	1,500	2,040	1,015	1,070	745	
Number of lanes	4	4	3	3	4	4	3	3	3	4	3	3	3	3	4	3	4	3	3	3	3	4	3	3	3	3	3	3	
Free Flow Speed (mph)	60	60	60	60	60	60	60	60	60	60	60	60	60	60	60	60	60	60	65	65	65	65	65	65	65	65	65	65	
Segment demand (vph)	4,524	4,524	3,507	4,067	4,419	4,058	4,058	3,484	4,072	4,430	4,079	3,420	4,144	4,144	4,499	4,183	4,183	4,183	3,132	3,930	3,930	4,246	4,011	4,011	3,329	3,930	3,930	3,930	
On-Ramp demand (vph)				560	352				588	358			724		355					798		316			601				
Off-Ramp demand (vph)		1,017			361		574			351	659				316			1,051				235		682				753	
Ramp-to-Ramp demand (vph)																													
Travel time per vehicle (min)	0.65	0.21	0.46	0.17	0.53	0.04	0.33	0.53	0.31	0.59	0.22	0.41	0.34	0.46	0.62	0.08	0.17	0.33	0.33	0.32	0.33	0.57	0.33	0.31	0.45	0.21	0.23	0.15	
VMTD Veh-miles (Demand)	2,313	943	1,245	578	1,841	131	1,153	1,438	1,041	2,056	769	1,101	1,177	1,385	2,556	246	566	1,188	905	1,116	1,042	2,413	1,048	1,139	1,286	755	796	555	
VMTV Veh-miles (Volume)	2,313	943	1,245	578	1,841	131	1,153	1,438	1,041	2,056	769	1,101	1,177	1,385	2,556	246	566	1,188	905	1,116	1,042	2,413	1,048	1,139	1,286	755	796	555	
VHT travel (hrs)	48.65	15.86	26.66	11.65	38.86	2.67	22.22	30.62	20.87	43.42	14.82	23.20	23.60	31.64	46.48	5.64	11.61	23.11	17.23	20.88	21.60	40.21	21.99	20.63	24.93	14.04	14.80	10.13	
VHD delay (hrs)	10.10	0.15	5.91	2.02	8.17	0.49	3.00	6.64	3.52	9.16	2.01	4.85	3.98	8.55	3.87	1.55	2.17	3.31	3.32	3.70	5.57	3.09	5.87	3.10	5.14	2.42	2.55	1.60	
Space mean speed (mph)	48	59	47	50	47	49	52	47	50	47	52	47	50	44	55	44	49	51	52	53	48	60	48	55	52	54	54	55	
Segment density (veh/mi/lane)	24	19	25	27	23	21	26	25	27	23	26	24	28	32	20	32	21	27	20	25	27	18	28	24	22	24	24	24	
Segment density (pc/mi/lane)	27	22	29	31	27	24	30	28	31	27	30	28	32	36	23	37	25	31	23	28	31	20	32	28	25	28	28	28	
Tolled Express Lane	TEL				TEL-W					TEL-W					TEL-W						TEL-W								
Space mean speed (mph)	48	58	60	60	47	50	59	60	60	47	57	60	60	60	55	57	59	60	65	65	65	60	64	65	65	65	65	65	
Travel time per vehicle (min)	0.65	0.22	0.36	0.14	0.53	0.04	0.29	0.41	0.26	0.59	0.20	0.32	0.28	0.33	0.62	0.06	0.14	0.28	0.27	0.26	0.24	0.57	0.24	0.26	0.36	0.18	0.19	0.13	

SEGMENT	29	30	31	32	33	34	35	36	37	38	39	40	41	42	43	44	45	46	47	48	49	50	51			
Segment Length (ft)	2,720	1,280	3,000	1,280	3,650	2,000	750	685	750	2,535	1,500	520	2,000		7,390	1,500	2,750	1,500		7,610	2,000	295	1,500		3,030	1,500
Number of lanes	3	3	4	3	3	4	3	3	3	2	2	2	3		2	2	2	2		2	3	2	2		2	2
Free Flow Speed (mph)	65	65	65	65	70	70	70	70	70	70	70	70	70		70	70	70	70		70	70	70	70		70	70
Segment demand (vph)	3,301	3,742	4,552	3,849	3,613	4,315	4,007	4,007	4,007	3,218	3,778	3,778	4,327		3,600	3,600	3,111	3,330		3,330	4,058	3,486	3,486		2,648	2,947
On-Ramp demand (vph)			703	236			548			789			727			489					572		838			
Off-Ramp demand (vph)		441	810			702	240				560		549					219			728					299
Ramp-to-Ramp demand (vph)																										
Travel time per vehicle (min)	0.59	0.26	0.68	0.27	0.76	0.41	0.14	0.15	0.13	0.67	0.31	0.21	0.97		2.52	0.32	0.70	0.30		2.15	0.42	0.09	0.31		0.67	0.30
VMTD Veh-miles (Demand)	1,701	907	2,586	933	2,498	1,634	569	520	569	1,545	1,073	372	1,639		5,039	1,023	1,620	946		4,799	1,537	195	990		1,520	837
VMTV Veh-miles (Volume)	1,695	904	2,578	930	2,488	1,628	567	517	567	1,536	1,067	370	1,631		5,039	1,023	1,620	946		4,799	1,537	195	990		1,520	837
VHT travel (hrs)	32.56	16.25	51.07	17.27	45.88	29.17	9.49	10.05	8.32	35.65	19.22	12.96	69.64		151.13	18.98	36.20	16.81		119.24	28.26	5.35	17.89		29.53	14.93
VHD delay (hrs)	6.48	2.33	11.41	2.97	10.34	5.91	1.39	2.66	0.22	13.71	3.97	7.68	46.34		79.15	4.37	13.05	3.30		50.67	6.31	2.56	3.75		7.82	2.97
Space mean speed (mph)	52	56	50	54	54	56	60	51	68	43	56	29	23		33	54	45	56		40	54	36	55		51	56
Segment density (veh/mi/lane)	21	22	22	24	22	19	22	26	20	37	29	66	61		54	25	35	25		41	24	48	21		26	21
Segment density (pc/mi/lane)	24	26	25	27	25	22	26	30	22	43	33	76	70		62	28	40	29		48	28	55	24		30	24

Tolled Express Lane	TEL-W					TEL-OFR					TEL-ONR					TEL-OFR										
Space mean speed (mph)	65	63	50	66	70	56	70	70	70	70	68	50	23	70	70	70	70	70		54	70	70	70	70	70	69
Travel time per vehicle (min)	0.48	0.23	0.68	0.22	0.59	0.41	0.12	0.11	0.12	0.41	0.25	0.12	0.97	1.20	0.24	0.45	0.24		1.24	0.42	0.05	0.24	0.49	0.25	0.25	
Volume (vph)	809	809	644	703	703	548	549	549	549	549	549	549	549	727	727	727	727		727	572	571	571	571	571	571	
Level of Service (LOS)	B	B	B	A	A	A	A	A	A	A	A	A	C	A	A	A	A		A	A	A	A	A	A	A	

6:45 AM	C	C	C	B	C	C	C	D	C	E	D	F	D	F	C	E	D	F	C	F	C	D	C
7:00 AM	C	C	C	C	C	C	C	D	C	E	F	F	E	F	D	E	D	F	D	F	C	D	C
7:15 AM	C	C	C	C	C	C	C	D	C	E	F	F	F	F	D	E	D	F	D	F	C	D	C
7:30 AM	C	C	C	C	C	C	C	D	C	E	F	F	F	F	D	E	D	F	D	F	C	D	C
7:45 AM	C	C	C	C	C	C	C	D	C	E	F	F	F	F	D	E	D	F	D	F	C	D	C
8:00 AM	C	C	C	C	C	C	C	D	C	E	D	F	F	F	C	E	C	E	C	F	C	D	C
8:15 AM	C	C	B	C	C	B	C	D	C	E	D	F	E	F	C	E	C	E	C	F	C	D	C
8:30 AM	C	C	B	B	C	B	C	D	C	E	D	F	C	F	C	D	C	E	C	E	C	C	C

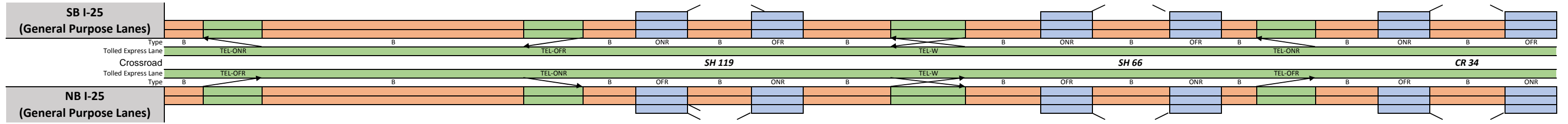


6:45 AM	C	B	B	C	C	B	B	B	B	B	D	C	D	C	C	B	D	C	C	C	B
7:00 AM	C	B	B	C	C	B	B	C	B	C	F	C	C	D	C	E	C	E	C	C	B
7:15 AM	C	B	B	C	C	B	B	C	B	B	E	C	C	D	C	D	C	E	C	C	B
7:30 AM	C	C	B	C	C	B	B	C	B	C	F	C	C	D	E	C	E	E	D	C	B
7:45 AM	C	C	B	C	C	B	C	C	B	C	F	C	C	D	D	C	E	E	C	C	B
8:00 AM	C	C	B	C	C	B	B	C	B	C	F	C	C	D	D	C	E	E	C	C	B
8:15 AM	C	C	B	C	C	B	B	C	B	C	F	C	C	D	D	C	E	E	D	C	B
8:30 AM	C	B	B	C	C	B	B	C	B	C	E	C	C	D	D	C	D	C	D	C	B

SEGMENT	29	30	31	32	33	34	35	36	37	38	39	40	41	42	43	44	45	46	47	48	49	50	51			
Segment Length (ft)	2,714	935	2,976	750	2,725	2,000	1,500	645	1,500	2,005	1,500	1,470	2,000		7,240	1,500	2,955	1,500		7,555	2,000	155	1,500		3,580	750
Number of lanes	3	3	4	3	3	4	3	4	3	3	3	2	3		2	2	2	2		2	3	2	2		2	2
Free Flow Speed (mph)	65	65	65	65	70	70	70	70	70	70	70	70	70		70	70	70	70		70	70	70	70		70	70
Segment demand (vph)	3,177	3,623	3,858	3,638	3,520	3,741	3,905	3,905	3,905	2,921	3,426	3,426	3,591		3,174	3,174	2,761	2,990		2,990	3,410	3,055	3,055		2,190	2,559
On-Ramp demand (vph)		446	235			221	334				505		165				229				420					369
Off-Ramp demand (vph)			220	118		170			984				417		413						355		865			
Ramp-to-Ramp demand (vph)																										
Travel time per vehicle (min)	0.59	0.20	0.56	0.15	0.57	0.40	0.29	0.13	0.29	0.40	0.29	0.45	0.42		1.91	0.31	0.67	0.30		1.84	0.40	0.04	0.31		0.73	0.15
VMTD Veh-miles (Demand)	1,633	642	2,175	517	1,817	1,417	1,109	477	1,109	1,109	973	954	1,360		4,352	902	1,545	849		4,278	1,292	90	868		1,485	363
VMTV Veh-miles (Volume)	1,633	642	2,175	517	1,817	1,417	1,109	477	1,109	1,109	973	954	1,360		4,352	902	1,545	849		4,278	1,292	90	868		1,485	363
VHT travel (hrs)	31.11	11.86	36.24	9.20	33.23	24.70	19.17	8.28	19.15	19.27	16.57	25.60	25.07		100.99	16.15	30.87	15.06		91.73	22.97	1.97	15.82		26.56	6.24
VHD delay (hrs)	5.99	1.99	2.79	1.25	7.28	4.46	3.32	1.47	3.30	3.42	2.67	11.97	5.64		38.82	3.27	8.80	2.93		30.61	4.51	0.69	3.42		5.35	1.05
Space mean speed (mph)	52	54	60	56	55	57	58	58	58	58	59	37	54		43	56	50	56		47	56	46	55		56	58
Segment density (veh/mi/lane)	20	22	16	22	21	16	23	17	22	17	19	46	22		37	25	28	20		32	20	34	24		20	14
Segment density (pc/mi/lane)	23	26	18	25	25	19	27	19	26	19	22	53	25		42	28	32	23		37	23	39	28		23	16
Tolled Express Lane	TEL-W					TEL-ONR					TEL-OFR					TEL-ONR										
Space mean speed (mph)	65	65	60	64	70	57	69	70	70	70	70	70	54		70	70	70	70		70	56	59	69		70	70
Travel time per vehicle (min)	0.47	0.16	0.56	0.13	0.44	0.40	0.25	0.11	0.24	0.33	0.24	0.24	0.42		1.18	0.24	0.48	0.24		1.23	0.40	0.03	0.25		0.58	0.12
Volume (vph)	235	235	185	220	220	170	170	170	170	170	170	170	165		420	420	420	420		420	355	355	355		355	355
Level of Service (LOS)	A	A	A	A	A	A	A	A	A	A	A	A	A		A	A	A	A		A	A	A	A		A	A

SEGMENT	52	53	54	55	56	57	58	59	60	61	62	63	64	65	66	67	68	69	70	71	
Segment Length (ft)	400	2,000		14,995	2,000	745	750	4,315	1,500	3,500	3,000	3,240	1,500	2,995	1,500	490	2,000	2,280	1,500	2,995	1,500
Number of lanes	2	3		2	3	2	2	2	2	2	3	2	2	2	2	3	2	2	2	2	2
Free Flow Speed (mph)	70	70		70	70	70	70	70	70	70	70	70	70	70	70	70	70	70	70	70	70
Segment demand (vph)	2,947	3,518		2,939	3,519	3,209	3,209	1,884	2,663	2,663	2,973	2,781	2,781	2,199	2,470	2,470	2,662	2,462	2,462	2,160	2,266
On-Ramp demand (vph)		579			310			1,325				192	582				200			302	
Off-Ramp demand (vph)		571			580				779			310				271					106
Ramp-to-Ramp demand (vph)																					
Travel time per vehicle (min)	0.10	0.40		3.59	0.42	0.20	0.15	0.85	0.31	0.77	0.61	0.74	0.30	0.61	0.30	0.10	0.39	0.48	0.30	0.61	0.30
VMTD Veh-miles (Demand)	223	1,333		8,347	1,333	453	456	1,540	757	1,765	1,689	1,707	790	1,247	702	229	1,008	1,063	699	1,225	644
VMTV Veh-miles (Volume)	223	1,333		8,347	1,333	453	456	1,540	757	1,765	1,689	1,707	790	1,247	702	229	1,008	1,063	699	1,225	644
VHT travel (hrs)	4.72	23.55		176.07	24.52	10.67	8.25	26.56	13.74	34.39	29.99	34.25	13.96	22.33	12.50	4.29	17.36	19.86	12.35	21.84	11.39
VHD delay (hrs)	1.53	4.51		56.83	5.47	4.20	1.74	4.56	2.94	9.17	5.86	9.88	2.67	4.51	2.47	1.01	2.96	4.67	2.36	4.33	2.19
Space mean speed (mph)	47	57		47	54	42	55	58	55	51	56	50	57	56	56	53	58	54	57	56	57
Segment density (veh/mi/lane)	31	20		31	21	38	22	16	21	26	17	28	19	20	19	23	15	23	19	19	18
Segment density (pc/mi/lane)	36	23		36	25	43	26	19	24	30	20	32	22	23	22	27	17	26	22	22	21
Tolled Express Lane	TEL-ONR		TEL-OFR				TEL-W				TEL-ONR										
Space mean speed (mph)	63	57		70	54	70	70	70	70	70	56	70	70	70	65	58	70	70	70	70	70
Travel time per vehicle (min)	0.07	0.40		2.43	0.42	0.12	0.12	0.70	0.24	0.57	0.61	0.53	0.24	0.49	0.25	0.09	0.39	0.37	0.24	0.49	0.24
Volume (vph)	571	571		581	310	309	309	309	309	309	178	192	192	192	192	192	192	199	199	199	199
Level of Service (LOS)	A	A		A	A	A	A	A	A	A	A	A	A	A	A	A	A	A	A	A	A

6:45 AM	D	C	D	C	E	C	B	C	C	B	C	B	B	B	C	B	C	B	B	B
7:00 AM	E	C	E	C	F	C	C	C	D	B	D	C	C	C	C	B	C	C	C	C
7:15 AM	E	C	E	C	F	C	C	C	D	C	D	C	C	C	D	B	D	C	C	C
7:30 AM	D	C	D	C	E	C	C	C	D	C	D	C	C	C	D	B	D	C	C	C
7:45 AM	D	C	D	C	E	C	B	C	D	B	D	C	C	C	C	B	C	C	C	B
8:00 AM	D	C	D	C	E	C	B	C	D	B	D	C	C	C	C	B	C	C	C	C
8:15 AM	D	C	D	C	E	C	C	C	D	B	D	C	C	C	B	C	B	C	C	B
8:30 AM	D	B	D	C	D	C	B	C	C	B	C	B	C	B	C	B	C	B	B	B



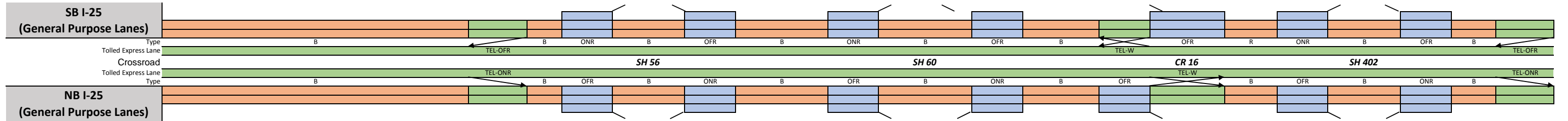
6:45 AM	C	B	C	B	C	B	B	B	C	B	C	B	B	B	C	B	C	C	C	C
7:00 AM	D	B	D	B	D	B	C	C	D	B	D	C	C	C	D	B	D	C	D	C
7:15 AM	C	B	C	B	D	B	B	B	C	B	C	C	C	C	B	C	C	C	C	C
7:30 AM	D	C	D	C	D	B	C	C	D	B	D	C	C	C	D	B	D	C	C	C
7:45 AM	D	B	D	B	D	B	B	B	C	B	C	C	C	C	B	D	B	C	C	C
8:00 AM	D	B	D	B	D	B	C	C	D	B	D	C	C	C	B	D	B	D	C	C
8:15 AM	D	C	D	C	D	B	C	C	D	B	D	C	C	C	D	B	D	C	D	C
8:30 AM	D	B	D	B	D	B	C	B	C	B	C	C	C	C	B	D	B	C	C	C

SEGMENT	52	53	54	55	56	57	58	59	60	61	62	63	64	65	66	67	68	69	70	71	
Segment Length (ft)	735	2,000		15,000	2,000	1,635	1,500	2,325	1,500	3,850	3,000	3,040	1,500	3,185	1,500	500	2,000	2,245	1,500	3,035	1,500
Number of lanes	2	3		2	3	2	2	2	2	2	3	2	2	2	2	3	2	2	2	2	2
Free Flow Speed (mph)	70	70		70	70	70	70	70	70	70	70	70	70	70	70	70	70	70	70	70	70
Segment demand (vph)	2,559	2,914		2,539	2,914	2,649	2,649	1,824	2,405	2,405	2,669	2,457	2,457	2,020	2,485	2,485	2,700	2,432	2,432	2,303	2,422
On-Ramp demand (vph)		355			375				581		264				465		215				119
Off-Ramp demand (vph)		375			265		825				212	437					268			129	
Ramp-to-Ramp demand (vph)																					
Travel time per vehicle (min)	0.16	0.40		3.24	0.40	0.36	0.31	0.45	0.30	0.81	0.52	0.65	0.31	0.63	0.30	0.11	0.39	0.47	0.30	0.63	0.30
VMTD Veh-miles (Demand)	356	1,104		7,213	1,104	820	753	803	683	1,754	1,516	1,415	698	1,219	706	235	1,023	1,034	691	1,324	688
VMTV Veh-miles (Volume)	356	1,104		7,213	1,104	820	753	803	683	1,754	1,516	1,415	698	1,219	706	235	1,023	1,034	691	1,324	688
VHT travel (hrs)	6.79	19.19		136.98	19.46	15.96	13.70	13.79	11.95	32.45	23.33	26.43	12.51	21.34	12.31	4.42	17.76	19.22	12.24	24.07	12.21
VHD delay (hrs)	1.70	3.42		33.93	3.69	4.24	2.95	2.31	2.19	7.40	1.67	6.22	2.54	3.93	2.23	1.06	3.15	4.45	2.37	5.16	2.38
Space mean speed (mph)	52	58		53	57	51	55	58	57	54	65	54	56	57	57	53	58	54	56	55	56
Segment density (veh/mi/lane)	24	17		24	17	26	12	16	17	22	14	23	19	18	17	23	15	23	20	21	19
Segment density (pc/mi/lane)	28	19		28	19	30	14	18	19	26	16	26	21	20	19	27	18	26	23	24	22
Tolled Express Lane	TEL-OFR		TEL-ONR				TEL-W				TEL-OFR										
Space mean speed (mph)	70	58		70	57	69	70	70	70	70	65	70	70	70	70	70	58	70	70	70	70
Travel time per vehicle (min)	0.12	0.40		2.44	0.40	0.27	0.24	0.38	0.24	0.63	0.52	0.49	0.24	0.52	0.24	0.08	0.39	0.37	0.24	0.49	0.24
Volume (vph)	355	355		375	265	265	265	265	265	265	200	210	210	210	210	210	215	265	265	265	265
Level of Service (LOS)	A	A		A	A	A	A	A	A	A	A	A	A	A	A	A	A	A	A	A	A

SEGMENT	72	73	74	75	76	77	78	79	80	81	82	83	84	85	86	87	88	89	90
Segment Length (ft)	18,155	2,000	425	1,500	3,020	1,500	4,340	1,500	3,245	1,500	5,790	3,075	750	895	1,165	2,870	750	705	2,000
Number of lanes	2	3	2	2	2	2	2	2	2	2	2	3	2	2	2	2	2	2	3
Free Flow Speed (mph)	70	70	70	70	70	70	70	70	70	70	70	70	70	70	70	70	70	70	70
Segment demand (vph)	2,266	2,466	2,308	2,308	2,151	2,378	2,378	2,378	2,024	2,208	2,208	2,365	2,314	2,314	2,314	1,935	2,343	2,343	2,478
On-Ramp demand (vph)		158		157				354				135			379				99
Off-Ramp demand (vph)		200				227				184		157	84				408		135
Ramp-to-Ramp demand (vph)																			
Travel time per vehicle (min)	3.73	0.39	0.09	0.31	0.61	0.30	0.91	0.30	0.65	0.30	1.18	0.54	0.15	0.18	0.23	0.57	0.15	0.15	0.39
VMTD Veh-miles (Demand)	7,792	934	186	656	1,230	676	1,955	676	1,244	627	2,421	1,377	329	392	511	1,052	333	313	939
VMTV Veh-miles (Volume)	7,792	934	186	656	1,230	676	1,955	676	1,244	627	2,421	1,377	329	392	511	1,052	333	313	939
VHT travel (hrs)	140.93	16.08	3.38	11.74	21.90	12.01	35.98	11.87	21.78	11.13	43.38	21.19	5.81	6.93	8.91	18.23	5.96	5.72	16.15
VHD delay (hrs)	29.62	2.73	0.73	2.38	4.33	2.36	8.06	2.22	4.01	2.17	8.79	1.51	1.12	1.33	1.62	3.21	1.20	1.25	2.74
Space mean speed (mph)	55	58	55	56	56	56	54	57	57	56	56	65	57	57	57	58	56	55	58
Segment density (veh/mi/lane)	20	14	21	21	19	18	22	18	18	18	20	12	19	33	16	17	19	21	14
Segment density (pc/mi/lane)	24	16	24	24	22	20	25	20	20	21	23	14	21	37	19	19	22	25	16

Tolled Express Lane		TEL-OFR										TEL-W						TEL-OFR	
Space mean speed (mph)	70	58	70	70	70	70	70	70	70	70	70	65	70	70	70	70	69	66	58
Travel time per vehicle (min)	2.95	0.39	0.07	0.24	0.49	0.24	0.70	0.24	0.53	0.24	0.94	0.54	0.12	0.15	0.19	0.47	0.12	0.12	0.39
Volume (vph)	199	158	159	159	159	159	159	159	159	159	159	123	136	136	136	136	136	136	99
Level of Service (LOS)	A	A	A	A	A	A	A	A	A	A	A	A	A	A	A	A	A	A	A

6:45 AM	B	B	B	B	B	B	C	B	B	B	B	B	B	B	B	B	B	C	B
7:00 AM	C	B	C	C	C	B	C	B	C	B	C	B	B	B	B	B	B	C	B
7:15 AM	C	B	D	C	C	C	D	C	C	C	C	B	C	C	B	C	C	C	B
7:30 AM	C	B	C	C	C	C	D	C	C	C	C	B	C	C	B	C	C	C	B
7:45 AM	C	B	C	C	C	B	C	B	C	B	C	B	C	C	B	C	C	C	B
8:00 AM	C	B	C	C	C	B	C	B	C	C	C	B	C	C	B	C	C	C	B
8:15 AM	C	B	C	C	C	B	C	B	B	B	C	B	B	B	B	B	B	C	B
8:30 AM	C	B	C	B	B	B	C	B	B	B	C	B	B	B	B	B	B	C	B



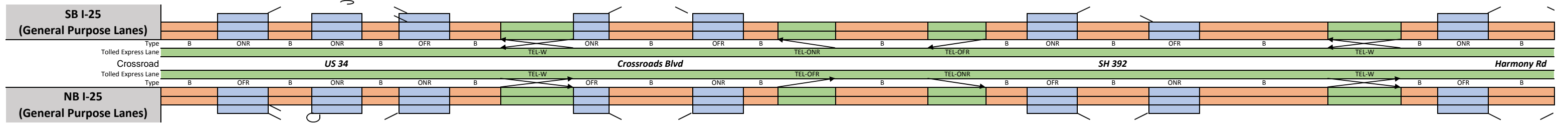
6:45 AM	C	B	C	C	C	C	C	C	C	C	D	C	B	D	C	C	C	D	B
7:00 AM	D	B	D	C	D	C	D	C	D	C	E	D	B	E	D	D	C	E	C
7:15 AM	C	B	C	C	C	C	D	C	C	C	D	C	B	D	C	C	C	D	C
7:30 AM	D	B	D	C	D	C	D	C	D	C	E	D	B	E	D	D	D	F	C
7:45 AM	C	B	C	C	C	C	D	C	D	C	D	C	B	D	C	C	C	E	C
8:00 AM	D	B	D	C	C	C	D	C	D	C	D	C	B	D	C	D	C	E	C
8:15 AM	D	B	D	C	D	C	D	C	D	C	E	D	B	E	D	D	C	E	C
8:30 AM	C	B	C	C	C	C	D	C	D	C	D	C	B	D	C	C	C	D	C

SEGMENT	72	73	74	75	76	77	78	79	80	81	82	83	84	85	86	87	88	89	90
Segment Length (ft)	18,150	2,000	500	1,500	2,890	1,500	4,225	1,500	4,255	1,500	3,160	1,500	3,095	1,610	1,500	2,930	1,500	1,095	2,000
Number of lanes	2	3	2	2	2	2	2	2	2	2	2	2	3	2	2	2	2	2	3
Free Flow Speed (mph)	70	70	70	70	70	70	70	70	70	70	70	70	70	70	70	70	70	70	70
Segment demand (vph)	2,422	2,688	2,433	2,433	2,358	2,671	2,671	2,671	2,547	2,924	2,924	2,924	3,136	2,875	2,875	2,478	3,029	3,029	3,292
On-Ramp demand (vph)		266				313				377				257			551		263
Off-Ramp demand (vph)		255		75				124				45		261		397			230
Ramp-to-Ramp demand (vph)																			
Travel time per vehicle (min)	3.83	0.39	0.11	0.30	0.60	0.31	0.94	0.30	0.92	0.31	0.76	0.30	0.54	0.38	0.31	0.63	0.31	0.27	0.40
VMTD Veh-miles (Demand)	8,326	1,018	230	691	1,291	759	2,137	759	2,053	831	1,750	831	1,838	877	817	1,375	861	628	1,247
VMTV Veh-miles (Volume)	8,326	1,018	230	691	1,291	759	2,137	759	2,053	831	1,750	831	1,838	877	817	1,375	861	628	1,247
VHT travel (hrs)	154.46	17.55	4.28	12.22	23.67	13.58	41.76	13.44	39.02	14.93	36.82	14.66	28.28	18.17	14.62	25.81	15.61	13.72	21.99
VHD delay (hrs)	35.52	3.01	0.99	2.34	5.23	2.74	11.23	2.60	9.70	3.07	11.82	2.80	2.02	5.65	2.95	6.17	3.31	4.75	4.18
Space mean speed (mph)	54	58	54	57	55	56	51	56	53	56	48	57	65	48	56	53	55	46	57
Segment density (veh/mi/lane)	22	15	23	21	22	21	26	22	24	22	31	24	16	30	24	23	23	33	19
Segment density (pc/mi/lane)	26	18	26	25	25	25	30	25	28	26	35	28	18	34	27	27	27	38	22

Tolled Express Lane		TEL-ONR										TEL-W						TEL-ONR	
Space mean speed (mph)	70	58	65	70	70	70	70	70	70	70	70	70	65	70	70	70	70	70	57
Travel time per vehicle (min)	2.95	0.39	0.09	0.25	0.47	0.24	0.69	0.24	0.69	0.24	0.51	0.24	0.54	0.26	0.24	0.48	0.24	0.18	0.40
Volume (vph)	265	255	255	255	255	255	255	255	255	255	255	255	230	260	260	260	260	260	230
Level of Service (LOS)	A	A	A	A	A	A	A	A	A	A	A	A	A	A	A	A	A	A	A

SEGMENT	91	92	93	94	95	96	97	98	99	100	101	102	103	104	105	106	107	108	109	110	111	112	113	114	
Segment Length (ft)	2,640	1,500	405	755	1,250	1,500	1,435	3,000	1,500	3,480	1,500	700	2,000	4,255	2,000	460	1,500	3,240	1,500	6,730	3,000	455	1,500	3,025	
Number of lanes	2	2	2	2	2	2	2	3	2	2	2	2	3	2	3	2	2	2	2	2	3	2	2	2	
Free Flow Speed (mph)	70	70	70	70	70	70	70	70	70	70	70	70	70	70	70	70	70	70	70	70	70	70	70	70	
Segment demand (vph)	2,379	2,379	2,097	2,097	1,701	2,401	2,401	2,500	2,396	1,889	2,596	2,596	2,700	2,581	2,700	2,607	2,607	2,002	2,388	2,388	2,479	2,418	2,418	1,358	
On-Ramp demand (vph)		282		396				104	507				119		93		605				61		1,060		
Off-Ramp demand (vph)						700		99			707		104		119				386			91			
Ramp-to-Ramp demand (vph)																									
Travel time per vehicle (min)	0.55	0.30	0.08	0.15	0.24	0.31	0.30	0.52	0.30	0.68	0.31	0.15	0.39	0.93	0.39	0.10	0.30	0.64	0.30	1.39	0.52	0.09	0.30	0.57	
VMTD Veh-miles (Demand)	1,190	676	161	300	403	682	653	1,420	681	1,245	738	344	1,023	2,080	1,023	227	741	1,229	678	3,044	1,409	208	687	778	
VMTV Veh-miles (Volume)	1,190	676	161	300	403	682	653	1,420	681	1,245	738	344	1,023	2,080	1,023	227	741	1,229	678	3,044	1,409	208	687	778	
VHT travel (hrs)	21.86	11.85	2.84	5.34	6.83	12.35	12.05	21.85	12.04	21.48	13.37	6.66	17.67	40.11	17.68	4.29	13.05	21.21	12.14	55.19	21.67	3.80	11.98	12.83	
VHD delay (hrs)	4.87	2.19	0.54	1.05	1.08	2.61	2.73	1.56	2.32	3.69	2.83	1.74	3.06	10.40	3.07	1.05	2.47	3.66	2.44	11.70	1.55	0.82	2.17	1.71	
Space mean speed (mph)	54	57	57	56	59	55	54	65	57	58	55	52	58	52	58	53	57	58	56	55	65	55	57	61	
Segment density (veh/mi/lane)	22	17	19	17	14	14	22	13	19	16	20	25	15	25	15	25	19	17	22	22	13	22	16	11	
Segment density (pc/mi/lane)	25	20	21	19	17	16	25	15	22	19	23	29	18	29	18	28	21	19	25	24	14	25	18	12	
Tolled Express Lane																									
Space mean speed (mph)	70	70	70	70	70	70	70	65	70	70	70	66	58	70	58	70	70	70	70	70	70	65	70	70	70
Travel time per vehicle (min)	0.43	0.24	0.07	0.12	0.20	0.24	0.23	0.52	0.24	0.56	0.24	0.12	0.39	0.69	0.39	0.07	0.24	0.53	0.24	1.09	0.52	0.07	0.24	0.49	
Volume (vph)	99	99	99	99	99	99	99	71	104	104	104	104	104	119	93	91	91	91	91	91	91	57	63	63	63
Level of Service (LOS)	A	A	A	A	A	A	A	A	A	A	A	A	A	A	A	A	A	A	A	A	A	A	A	A	

6:45 AM	C	B	B	B	B	B	B	B	B	B	B	C	B	C	B	B	C	B	C	C	B	C	B	A
7:00 AM	C	B	B	B	B	B	C	B	B	B	B	C	B	C	B	B	C	B	C	C	B	C	B	A
7:15 AM	C	B	C	B	B	B	C	B	C	B	C	C	B	C	B	B	C	B	C	C	C	C	B	A
7:30 AM	C	B	C	B	B	B	D	B	C	C	C	D	B	D	C	C	C	C	C	C	C	C	B	B
7:45 AM	C	B	C	B	B	B	C	B	C	C	C	D	B	D	C	C	C	C	C	C	D	D	C	B
8:00 AM	C	C	C	B	B	B	C	B	C	C	C	D	B	D	C	C	C	C	C	C	C	C	B	B
8:15 AM	C	B	B	B	B	B	C	B	B	C	C	D	B	D	C	C	C	C	C	C	C	B	C	B
8:30 AM	C	B	C	B	B	B	C	B	B	B	C	C	B	C	B	C	C	C	C	C	C	B	C	B

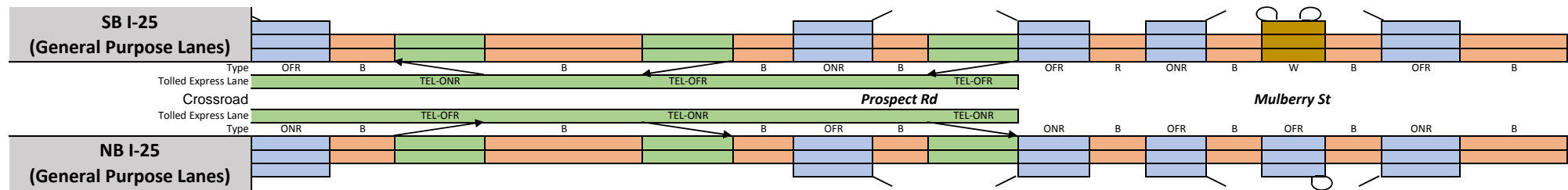


6:45 AM	D	B	C	B	C	C	D	B	C	C	B	D	B	D	C	C	C	C	D	D	B	D	C	B
7:00 AM	E	C	C	C	D	C	E	B	D	C	C	E	C	E	C	C	C	C	D	D	B	D	C	B
7:15 AM	D	C	C	B	D	C	E	B	D	C	C	D	B	D	B	D	C	C	D	D	B	D	C	B
7:30 AM	F	C	C	C	D	D	F	C	D	D	C	F	C	F	C	D	D	C	F	F	C	F	D	C
7:45 AM	E	C	C	B	D	C	E	C	D	C	C	E	C	E	C	D	D	C	E	E	B	E	C	C
8:00 AM	E	C	C	C	D	C	E	B	D	D	C	E	C	E	C	D	D	C	E	E	B	E	C	C
8:15 AM	E	C	D	C	D	C	E	B	D	D	C	E	C	E	C	D	D	C	E	E	B	E	D	C
8:30 AM	D	C	C	B	D	C	E	B	C	C	C	D	C	D	C	C	C	C	D	D	B	E	C	C

SEGMENT	91	92	93	94	95	96	97	98	99	100	101	102	103	104	105	106	107	108	109	110	111	112	113	114
Segment Length (ft)	1,925	1,500	1,050	1,500	600	1,500	1,545	3,000	540	3,680	1,500	500	2,000	4,255	2,000	900	1,500	2,900	1,500	6,630	3,000	600	1,500	2,565
Number of lanes	2	2	2	2	2	2	2	3	2	2	2	2	3	2	3	2	2	2	2	2	3	2	2	2
Free Flow Speed (mph)	70	70	70	70	70	70	70	70	70	70	70	70	70	70	70	70	70	70	70	70	70	70	70	70
Segment demand (vph)	3,062	3,062	2,274	2,704	2,704	3,170	3,170	3,402	3,169	2,395	3,052	3,052	3,282	3,032	3,282	3,057	3,057	2,553	2,996	2,996	3,219	3,050	3,050	1,914
On-Ramp demand (vph)				430		466		232			657		230		250					443		223		
Off-Ramp demand (vph)		788						233	774				250		225		504				169		1,136	
Ramp-to-Ramp demand (vph)																								
Travel time per vehicle (min)	0.48	0.31	0.22	0.30	0.13	0.31	0.41	0.55	0.11	0.78	0.31	0.13	0.40	1.08	0.40	0.23	0.31	0.63	0.31	1.64	0.52	0.15	0.31	0.51
VMTD Veh-miles (Demand)	1,116	870	452	768	307	901	928	1,933	324	1,669	867	289	1,243	2,443	1,243	521	868	1,402	851	3,762	1,829	347	866	930
VMTV Veh-miles (Volume)	1,116	870	452	768	307	901	928	1,933	324	1,669	867	289	1,243	2,443	1,243	521	868	1,402	851	3,762	1,829	347	866	930
VHT travel (hrs)	24.71	15.81	8.19	13.73	6.06	16.35	21.52	30.95	5.89	30.95	15.52	6.48	21.89	54.35	21.91	11.72	15.61	26.85	15.29	82.03	28.14	7.72	15.97	16.15
VHD delay (hrs)	8.76	3.38	1.73	2.76	1.67	3.48	8.27	3.34	1.26	7.10	3.14	2.35	4.13	19.44	4.15	4.27	3.20	6.82	3.13	28.29	2.01	2.77	3.59	2.87
Space mean speed (mph)	45	55	55	56	51	55	43	62	55	54	56	45	57	45	57	44	56	52	56	46	65	45	54	58
Segment density (veh/mi/lane)	34	20	21	18	27	23	37	18	26	22	21	34	19	34	19	34	25	24	22	33	16	34	24	17
Segment density (pc/mi/lane)	39	23	24	21	31	27	42	21	30	26	24	39	22	39	22	40	28	28	25	38	19	39	28	19
Tolled Express Lane																								
Space mean speed (mph)	69	70	70	70	70	70	70	62	67	70	70	70	57	70	57	67	70	70	70	70	65	68	70	70
Travel time per vehicle (min)	0.32	0.24	0.17	0.24	0.10	0.24	0.25	0.55	0.09	0.60	0.24	0.08	0.40	0.69	0.40	0.15	0.24	0.47	0.24	1.08	0.52	0.10	0.24	0.42
Volume (vph)	230	230	230	230	230	230	230	160	225	225	225	225	230	250	225	225	225	225	225	225	165	170	170	170
Level of Service (LOS)	A	A	A	A	A	A	A	A	A	A	A	A	A	A	A	A	A	A	A	A	A	A	A	A

SEGMENT	115	116	117	118	119	120	121	122	123	124	125	126	127	128	129	130	131			
Segment Length (ft)	1,500	500	2,000	4,840	2,000	500	1,500	535	2,000	775	715	1,160	700	420	750	1,500	2,700	276,955		
Number of lanes	2	2	3	2	3	2	2	2	3	2	2	2	2	3	2	2	2			
Free Flow Speed (mph)	70	70	70	70	70	70	70	70	70	70	70	70	70	70	70	70	70			
Segment demand (vph)	2,031	2,031	2,094	2,010	2,094	2,045	2,045	1,377	1,426	1,699	1,699	1,699	1,302	1,327	888	1,069	1,069			
On-Ramp demand (vph)			84		49		668					397		439						
Off-Ramp demand (vph)	673		63		84				49	273				25		181				
Ramp-to-Ramp demand (vph)																				
Travel time per vehicle (min)	0.31	0.10	0.39	0.95	0.39	0.10	0.30	0.10	0.38	0.16	0.14	0.23	0.13	0.08	0.14	0.30	0.50	61.50		
VMTD Veh-miles (Demand)	577	192	793	1,843	793	194	581	140	540	249	230	373	173	106	126	304	547	157,865		
VMTV Veh-miles (Volume)	577	192	793	1,843	793	194	581	140	540	249	230	373	173	106	126	304	547	157,008		
VHT travel (hrs)	10.44	3.34	13.44	31.91	13.48	3.37	10.24	2.30	9.00	4.44	4.10	6.45	2.83	1.87	2.05	5.39	8.94	3,193.48		
VHD delay (hrs)	2.20	0.59	2.11	5.59	2.14	0.60	1.94	0.31	1.29	0.88	0.81	1.11	0.37	0.36	0.25	1.05	1.13	999.62		
Space mean speed (mph)	55	58	59	58	59	58	57	61	60	56	56	58	61	56	62	56	61	49		
Segment density (veh/mi/lane)	15	18	12	17	12	18	17	11	8	12	42	11	11	8	7	9	9	25		
Segment density (pc/mi/lane)	17	20	13	20	13	20	19	13	9	14	47	13	12	8	8	10	10	28		
Tolled Express Lane	TEL-ONR			TEL-OFR				TEL-OFR			GP	GP	GP	GP	GP	GP	GP	GP	GP	TEL
Space mean speed (mph)	70	65	59	70	59	70	70	66	60	56	56	58	61	56	62	56	61	61	61	
Travel time per vehicle (min)	0.25	0.09	0.39	0.79	0.39	0.08	0.24	0.09	0.38	0.16	0.14	0.23	0.13	0.08	0.14	0.30	0.50	47.96	47.96	
Volume (vph)	63	63	63	85	49	49	49	49	-	-	-	-	-	-	-	-	-	-	13.54	
Level of Service (LOS)	A	A	A	A	A	A	A	A												

6:45 AM	B	B	A	B	A	B	B	A	A	A	A	A	A	A	A	A	A	A	A
7:00 AM	B	B	A	B	A	B	B	A	A	A	A	A	A	A	A	A	A	A	A
7:15 AM	B	B	B	B	B	B	B	A	A	B	B	B	A	A	A	A	A	A	A
7:30 AM	B	C	B	C	B	C	B	B	A	B	B	B	A	A	A	A	A	A	A
7:45 AM	B	C	B	C	B	C	C	B	A	B	B	B	B	A	A	B	B	A	A
8:00 AM	B	C	B	C	B	C	B	B	B	B	B	B	B	A	A	B	B	B	B
8:15 AM	B	C	B	C	B	C	B	B	A	B	B	B	B	A	A	B	B	B	B
8:30 AM	B	C	B	C	B	C	B	B	A	B	B	B	B	A	A	B	B	B	B

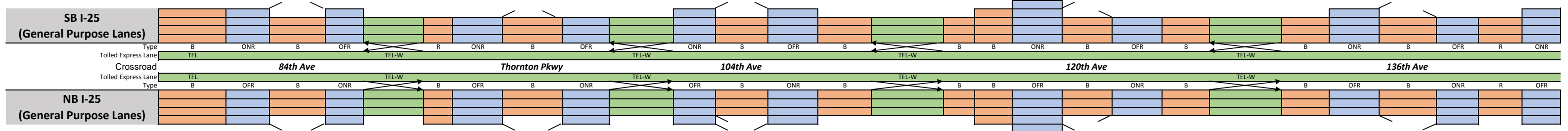


6:45 AM	B	B	B	B	B	B	A	A	A	A	B	B	A	A	A	A	A	A	A
7:00 AM	B	C	B	C	B	C	A	B	A	B	B	B	B	A	A	A	A	A	A
7:15 AM	B	C	B	C	B	C	A	A	A	A	B	B	A	A	A	A	A	A	A
7:30 AM	C	D	B	D	B	D	B	B	B	B	C	C	B	B	A	A	B	B	B
7:45 AM	C	C	B	C	B	D	B	B	B	B	C	B	B	B	A	A	B	B	B
8:00 AM	B	C	B	C	B	C	B	B	B	B	C	B	B	B	A	A	B	B	B
8:15 AM	C	C	B	C	B	D	B	B	B	B	C	B	B	B	A	A	B	B	B
8:30 AM	B	C	B	C	B	C	A	B	A	B	B	B	B	B	A	A	B	B	A

SEGMENT	115	116	117	118	119	120	121	122	123	124	125	126	127	128	129	130	131			
Segment Length (ft)	1,500	900	2,000	4,840	2,000	740	1,500	525	2,000	1,165	570	750	510	840	550	1,500	2,700	277,130		
Number of lanes	2	2	3	2	3	2	2	2	3	2	2	2	2	2	2	2	2	2		
Free Flow Speed (mph)	70	70	70	70	70	70	70	70	70	70	70	70	70	70	70	70	70	70		
Segment demand (vph)	2,298	2,298	2,468	2,290	2,471	2,356	2,356	1,536	1,648	1,913	1,913	1,913	1,517	1,517	943	1,114	1,114			
On-Ramp demand (vph)	384		170		181				112	265						171				
Off-Ramp demand (vph)			178		115		820					396		574						
Ramp-to-Ramp demand (vph)																				
Travel time per vehicle (min)	0.30	0.19	0.39	1.00	0.39	0.16	0.31	0.10	0.39	0.23	0.11	0.15	0.10	0.19	0.10	0.29	0.50	59.39		
VMTD Veh-miles (Demand)	653	392	935	2,099	936	330	669	153	624	422	207	272	147	241	98	316	570	153,351		
VMTV Veh-miles (Volume)	653	392	935	2,099	936	330	669	153	624	422	207	272	147	241	98	316	570	153,351		
VHT travel (hrs)	11.47	7.16	16.01	38.33	16.19	6.10	12.18	2.57	10.59	7.27	3.58	4.86	2.46	4.77	1.60	5.42	9.33	2,910.21		
VHD delay (hrs)	2.14	1.57	2.66	8.35	2.82	1.38	2.62	0.39	1.67	1.24	0.63	0.98	0.36	1.33	0.19	0.90	1.19	650.15		
Space mean speed (mph)	57	55	58	55	58	54	55	59	59	58	58	56	60	51	61	58	61	53		
Segment density (veh/mi/lane)	17	21	14	21	14	22	9	13	9	12	17	16	13	10	8	6	9	22		
Segment density (pc/mi/lane)	20	24	16	24	16	25	10	15	11	14	19	18	14	12	9	7	10	26		
Tolled Express Lane	TEL-OFR			TEL-ONR				TEL-ONR			GP	GP	GP	GP	GP	GP	GP	GP	GP	TEL
Space mean speed (mph)	70	70	58	70	58	66	70	70	59	58	58	56	60	51	61	58	61	61		
Travel time per vehicle (min)	0.24	0.15	0.39	0.79	0.39	0.13	0.24	0.09	0.39	0.23	0.11	0.15	0.10	0.19	0.10	0.29	0.50	46.35		
Volume (vph)	170	170	170	180	115	115	115	115	-	-	-	-	-	-	-	-	-	-		
Level of Service (LOS)	A	A	A	A	A	A	A	A												

SEGMENT	1	2	3	4	5	6	7	8	9	10	11	12	13	14	15	16	17	18	19	20	21	22	23	24	25	26	27	28	
Segment Length (ft)	2,700	1,500	1,865	1,100	2,530	715	750	1,835	750	2,900	1,045	1,735	1,010	2,190	3,100	95	800	1,500	1,575	1,500	1,400	3,000	1,315	1,500	2,095	750	1,390	750	
Number of lanes	4	4	3	3	4	3	3	3	3	4	3	3	3	3	4	3	4	3	3	3	3	4	3	3	3	3	3	3	
Free Flow Speed (mph)	60	60	60	60	60	60	60	60	60	60	60	60	60	60	60	60	60	60	65	65	65	65	65	65	65	65	65	65	
Segment demand (vph)	7,168	7,168	5,738	6,232	7,837	6,232	6,232	5,161	5,998	7,603	6,116	4,719	5,668	5,668	7,154	5,816	5,816	5,816	4,615	5,763	5,763	7,101	5,873	5,873	4,669	5,201	5,201	5,201	
On-Ramp demand (vph)		1,430			1,605			1,071			1,487	1,397			1,338			1,201				1,228		1,204				1,037	
Off-Ramp demand (vph)				494	1,605					837	1,605			949	1,486					1,148		1,338				532			
Ramp-to-Ramp demand (vph)																													
Travel time per vehicle (min)	0.78	0.29	0.56	0.24	0.67	0.17	0.18	0.71	0.20	0.72	0.25	0.49	0.22	0.73	0.70	0.03	0.20	0.35	0.37	0.31	0.49	0.65	0.47	0.33	0.52	0.16	0.30	0.16	
VMTD Veh-miles (Demand)	3,665	2,036	2,027	1,298	3,755	844	885	1,794	852	4,176	1,210	1,551	1,084	2,351	4,200	105	881	1,652	1,377	1,637	1,528	4,035	1,463	1,668	1,853	739	1,369	739	
VMTV Veh-miles (Volume)	3,237	1,798	1,731	1,107	3,196	728	764	1,555	748	3,673	1,065	1,430	1,005	2,180	3,901	96	806	1,512	1,279	1,533	1,431	3,783	1,352	1,543	1,688	676	1,252	676	
VHT travel (hrs)	81.97	30.70	45.40	21.54	74.14	15.58	15.70	53.31	17.90	79.76	22.11	35.39	19.66	64.10	76.98	2.87	17.93	30.61	26.39	28.27	44.25	71.84	42.51	30.24	36.99	12.34	23.87	12.88	
VHD delay (hrs)	28.02	0.73	16.56	3.08	227.27	3.44	135.85	27.39	5.44	66.13	186.52	11.55	2.91	27.78	21.05	1.28	4.49	56.13	6.71	4.69	22.24	13.64	21.70	43.23	11.02	1.95	4.61	2.49	
Space mean speed (mph)	39	59	38	51	43	47	49	29	42	46	48	40	51	34	51	33	45	49	48	54	32	53	32	51	46	55	52	52	
Segment density (veh/mi/lane)	40	27	43	34	39	38	37	51	42	36	37	36	34	52	32	53	30	36	29	33	56	32	57	35	31	29	30	30	
Segment density (pc/mi/lane)	46	31	49	40	44	44	42	59	48	42	43	41	39	59	37	61	34	41	34	38	64	37	65	41	36	33	35	35	
Tolled Express Lane	TEL				TEL-W					TEL-W					TEL-W						TEL-W								
Space mean speed (mph)	39	60	60	57	43	60	60	60	56	46	60	60	60	60	51	60	60	60	65	65	64	53	65	65	65	65	65	65	
Travel time per vehicle (min)	0.78	0.28	0.35	0.22	0.67	0.14	0.14	0.35	0.15	0.72	0.20	0.33	0.19	0.42	0.70	0.02	0.15	0.28	0.28	0.26	0.25	0.65	0.23	0.26	0.37	0.13	0.24	0.13	
Volume (vph)	1,604	1,604	1,604	1,604	1,356	1,605	1,605	1,605	1,605	1,372	1,488	1,488	1,488	1,488	1,201	1,339	1,339	1,339	1,339	1,339	1,339	1,082	1,230	1,230	1,230	1,230	1,230	1,230	
Level of Service (LOS)	E	D	D	D	D	D	D	D	D	D	C	C	C	C	C	C	C	C	C	C	C	C	C	C	C	C	C	C	

6:45 AM	E	D	F	C	F	D	D	D	D	E	D	D	C	F	E	F	D	B	D	E	F	E	F	D	D	E	E	C
7:00 AM	F	F	F	F	F	F	F	D	F	F	F	E	F	F	F	F	D	F	D	F	F	F	F	F	E	E	E	D
7:15 AM	F	D	F	C	F	E	D	D	E	E	D	D	C	F	D	F	D	C	D	E	F	F	F	D	D	E	E	C
7:30 AM	F	F	F	F	F	F	F	F	F	F	F	D	F	F	D	F	D	F	E	F	F	F	F	F	E	E	E	D
7:45 AM	F	F	F	F	F	F	F	F	F	F	F	F	F	F	F	F	D	F	E	F	F	F	F	F	E	E	E	D
8:00 AM	E	F	F	F	F	F	F	F	F	F	F	F	F	F	F	F	D	F	D	F	F	D	F	F	E	E	E	D
8:15 AM	E	D	F	F	F	F	F	F	F	E	F	E	F	F	D	F	D	F	D	E	F	F	F	F	D	E	E	C
8:30 AM	E	D	F	F	F	F	F	F	F	E	F	D	F	F	E	F	D	F	D	F	F	E	F	F	D	E	E	C

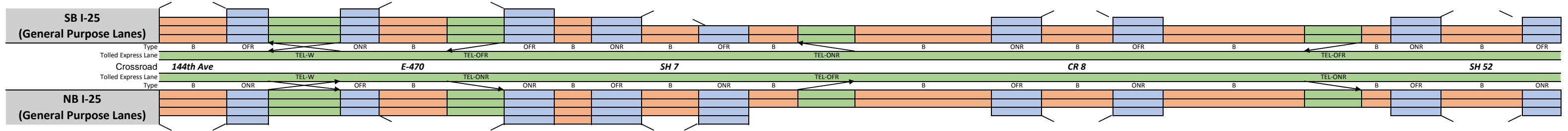


6:45 AM	C	B	C	C	C	B	B	C	C	C	B	C	C	D	C	D	C	B	C	C	D	C	D	D	C	C	C	C
7:00 AM	D	C	D	C	D	C	B	D	C	D	C	D	D	E	C	D	D	B	D	D	E	D	F	E	D	C	D	D
7:15 AM	C	C	C	C	C	C	B	C	C	D	B	C	C	E	D	E	C	B	C	C	D	D	E	D	C	C	C	C
7:30 AM	D	C	D	C	D	C	B	D	C	D	C	D	C	E	E	E	D	B	C	C	E	D	E	D	C	D	D	D
7:45 AM	D	C	D	D	E	D	B	D	C	E	C	D	D	E	E	F	D	B	D	D	E	D	F	E	D	C	D	D
8:00 AM	D	C	E	D	E	D	B	E	D	E	C	E	D	F	E	F	D	B	D	D	E	E	F	D	E	D	D	D
8:15 AM	D	C	D	D	E	D	B	D	D	E	C	E	D	F	E	F	D	B	D	D	E	D	F	E	D	C	D	D
8:30 AM	D	C	E	D	E	D	B	E	D	E	C	E	C	F	E	F	D	B	D	D	E	D	F	E	D	C	D	D

SEGMENT	1	2	3	4	5	6	7	8	9	10	11	12	13	14	15	16	17	18	19	20	21	22	23	24	25	26	27	28	
Segment Length (ft)	2,700	1,100	1,875	750	2,200	170	1,500	2,180	1,350	2,450	995	1,700	1,500	1,765	3,000	310	715	1,500	1,525	1,500	1,400	3,000	1,380	1,500	2,040	1,015	1,070	745	
Number of lanes	4	4	3	3	4	4	3	3	3	4	3	3	3	3	4	3	4	3	3	3	3	4	3	3	3	3	3	3	
Free Flow Speed (mph)	60	60	60	60	60	60	60	60	60	60	60	60	60	60	60	60	60	60	65	65	65	65	65	65	65	65	65	65	
Segment demand (vph)	4,653	4,653	3,664	4,325	5,354	4,255	4,255	3,626	4,360	5,460	4,352	3,663	4,483	4,483	5,579	4,590	4,590	4,590	3,519	4,456	4,456	5,455	4,768	4,768	3,856	4,445	4,445	4,445	
On-Ramp demand (vph)				661	1,029				734	1,100			820		1,096					937		999			589				
Off-Ramp demand (vph)		989			1,099		629			1,108	689				989			1,071				687		912				1,058	
Ramp-to-Ramp demand (vph)																													
Travel time per vehicle (min)	0.65	0.21	0.46	0.17	0.55	0.04	0.33	0.54	0.31	0.62	0.22	0.42	0.34	0.48	0.77	0.09	0.17	0.33	0.34	0.32	0.36	0.72	0.38	0.31	0.48	0.22	0.23	0.16	
VMTD Veh-miles (Demand)	2,379	969	1,301	614	2,231	137	1,209	1,497	1,115	2,534	820	1,179	1,274	1,499	3,170	269	622	1,304	1,016	1,266	1,182	3,099	1,246	1,355	1,490	854	901	627	
VMTV Veh-miles (Volume)	2,379	969	1,301	614	2,231	137	1,209	1,497	1,115	2,534	820	1,179	1,274	1,499	3,170	269	622	1,304	1,016	1,266	1,182	3,099	1,246	1,355	1,490	854	901	627	
VHT travel (hrs)	50.52	16.32	28.36	12.46	49.26	2.83	23.35	32.34	22.48	55.97	15.86	25.44	25.72	36.19	71.30	6.65	13.05	25.44	20.05	23.99	26.82	65.87	30.59	24.76	30.65	16.16	17.03	11.57	
VHD delay (hrs)	10.86	0.16	6.68	2.22	12.08	0.55	3.20	7.38	3.90	13.75	2.19	5.78	4.49	11.21	18.47	2.16	2.69	3.71	4.42	4.52	8.64	18.19	11.42	3.92	7.73	3.01	3.17	1.92	
Space mean speed (mph)	47	59	46	49	45	48	52	46	50	45	52	46	50	41	44	41	48	51	51	53	44	47	41	55	49	53	53	54	
Segment density (veh/mi/lane)	25	20	27	29	29	22	27	26	29	29	28	26	30	36	31	38	24	30	23	28	34	29	39	29	26	28	28	27	
Segment density (pc/mi/lane)	28	23	31	34	33	25	32	30	34	34	32	30	35	41	35	43	28	34	27	32	39	33	45	33	30	32	31	31	
Tolled Express Lane	TEL				TEL-W					TEL-W					TEL-W						TEL-W								
Space mean speed (mph)	47	58	60	60	45	49	59	60	60	45	57	60	60	60	44	51	57	60	65	65	65	47	63	65	65	65	65	65	
Travel time per vehicle (min)	0.65	0.22	0.36	0.14	0.55	0.04	0.29	0.41	0.26	0.62	0.20	0.32	0.28	0.33	0.77	0.07	0.14	0.29	0.27	0.26	0.24	0.72	0.25	0.26	0.36	0.18	0.19	0.13	
Volume (vph)	1,030	1,030	1,030	1,030	980	1,095																							

SEGMENT	29	30	31	32	33	34	35	36	37	38	39	40	41	42	43	44	45	46	47	48	49	50	51		
Segment Length (ft)	2,720	1,280	3,000	1,280	3,650	2,000	750	685	750	2,535	1,500	520	2,000		7,390	1,500	2,750	1,500		7,610	2,000	295	1,500	3,030	1,500
Number of lanes	3	3	4	3	3	4	3	3	3	2	2	2	3		2	2	2	2		2	3	2	2	2	2
Free Flow Speed (mph)	65	65	65	65	70	70	70	70	70	70	70	70	70		70	70	70	70		70	70	70	70	70	70
Segment demand (vph)	4,164	4,770	5,999	5,176	4,417	5,240	4,828	4,828	4,828	3,650	4,697	4,697	5,420		4,474	4,474	3,795	4,193		4,193	5,136	4,392	4,392	3,363	3,674
On-Ramp demand (vph)			823	759			722			1,178			946			679					744			1,029	
Off-Ramp demand (vph)		606	1,229			823	310				1,047		723					398			943				311
Ramp-to-Ramp demand (vph)																									
Travel time per vehicle (min)	0.62	0.26	0.75	0.28	0.79	0.41	0.14	0.15	0.12	0.60	0.31	0.21	1.31		2.17	0.40	1.60	0.66		4.32	0.44	0.12	0.32	2.09	0.80
VMTD Veh-miles (Demand)	2,145	1,156	3,409	1,255	3,053	1,985	686	626	686	1,752	1,334	463	2,053		6,262	1,271	1,977	1,191		6,043	1,945	245	1,248	1,930	1,044
VMTV Veh-miles (Volume)	1,916	1,038	3,068	1,110	2,640	1,719	580	530	580	1,396	1,067	370	1,654		5,099	1,044	1,565	950		4,822	1,705	210	1,067	1,617	876
VHT travel (hrs)	38.68	18.76	67.17	21.03	50.10	31.25	9.73	10.46	8.49	28.99	19.44	12.96	95.67		131.82	24.48	80.04	36.97		240.79	32.69	7.35	19.87	98.09	41.06
VHD delay (hrs)	9.20	2.79	19.97	3.95	12.39	6.68	1.44	2.89	0.20	9.05	4.19	7.68	348.36		58.97	9.56	57.69	23.41		171.90	8.34	4.35	134.12	75.00	28.55
Space mean speed (mph)	50	55	46	53	53	55	60	51	68	48	55	29	17		39	43	20	26		20	52	29	54	16	21
Segment density (veh/mi/lane)	25	26	32	29	24	23	23	27	20	30	29	66	84		47	38	77	65		84	32	66	23	85	72
Segment density (pc/mi/lane)	29	30	37	33	28	27	26	31	23	35	33	76	97		54	44	88	75		96	37	76	27	98	83
Tolled Express Lane		TEL-W					TEL-OFR					TEL-ONR					TEL-OFR								
Space mean speed (mph)	65	63	46	66	70	55	70	70	70	70	68	47	17		70	70	70	70		70	52	70	70	70	67
Travel time per vehicle (min)	0.48	0.23	0.75	0.22	0.59	0.41	0.12	0.11	0.12	0.41	0.25	0.12	1.31		1.20	0.24	0.45	0.24		1.24	0.44	0.05	0.24	0.49	0.25
Volume (vph)	1,230	1,230	725	823	823	722	723	723	723	723	723	723	723		945	945	945	945		945	744	745	745	745	745
Level of Service (LOS)	C	C	B	B	B	B	A	A	A	A	A	B	E		B	B	B	B		B	A	A	A	A	B

6:45 AM	C	C	D	C	C	C	C	D	C	D	F	F	F	F	F	F	F	F	F	F	E	F	F	E	C
7:00 AM	D	C	E	C	D	C	C	D	C	D	F	F	F	F	F	F	F	F	F	F	E	F	F	F	E
7:15 AM	C	C	D	C	D	C	C	D	C	E	F	F	F	F	F	F	F	F	F	F	E	F	F	F	F
7:30 AM	D	C	E	C	D	C	C	D	C	E	F	F	F	F	F	F	F	F	F	F	E	F	F	F	F
7:45 AM	D	C	E	F	D	D	C	D	C	D	F	F	F	F	F	F	F	F	F	F	E	F	F	F	F
8:00 AM	D	C	E	C	D	C	C	D	C	D	F	F	F	F	F	F	F	F	F	F	E	F	F	F	F
8:15 AM	D	C	D	C	D	C	C	D	C	E	F	F	F	F	F	F	F	F	F	F	D	F	F	F	F
8:30 AM	C	C	D	C	C	C	C	D	C	D	F	F	F	F	F	F	F	F	F	F	D	F	F	F	F



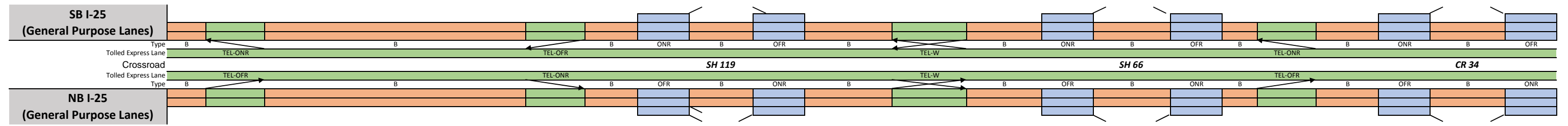
6:45 AM	C	B	B	C	C	B	C	C	C	B	F	C	E	E	C	D	C	D	C	D	C	D	C	C	B
7:00 AM	D	C	C	D	D	C	C	C	C	C	B	D	E	E	D	D	C	E	E	E	C	E	D	C	B
7:15 AM	C	C	C	C	C	C	C	C	C	C	B	D	F	F	D	D	C	E	E	E	D	F	D	C	B
7:30 AM	D	C	C	D	D	C	C	C	C	D	F	D	F	F	D	D	C	F	F	F	D	F	D	C	C
7:45 AM	C	C	C	D	D	C	D	C	C	F	F	D	D	D	D	C	C	E	E	E	C	E	D	C	B
8:00 AM	C	C	C	C	D	C	C	C	C	C	F	F	D	F	D	D	C	E	E	E	C	E	D	C	B
8:15 AM	D	C	C	D	D	C	C	C	C	C	F	F	D	F	D	E	C	F	F	F	D	F	D	D	C
8:30 AM	D	C	C	C	D	C	C	C	C	B	F	F	D	F	D	D	C	E	E	E	C	E	D	C	B

SEGMENT	29	30	31	32	33	34	35	36	37	38	39	40	41	42	43	44	45	46	47	48	49	50	51		
Segment Length (ft)	2,714	935	2,976	750	2,725	2,000	1,500	645	1,500	2,005	1,500	1,470	2,000		7,240	1,500	2,955	1,500		7,555	2,000	155	1,500	3,580	750
Number of lanes	3	3	4	3	3	4	3	4	3	3	3	2	3		2	2	2	2		2	3	2	2	2	2
Free Flow Speed (mph)	65	65	65	65	70	70	70	70	70	70	70	70	70		70	70	70	70		70	70	70	70	70	70
Segment demand (vph)	3,387	3,930	4,609	3,956	3,736	4,397	4,571	4,571	4,571	3,158	3,793	3,793	4,253		3,373	3,373	2,865	3,242		3,242	4,122	3,347	3,347	2,422	2,872
On-Ramp demand (vph)		543	679			661	639				635		460								880				450
Off-Ramp demand (vph)			653	220		465			1,413				880		508						775			925	
Ramp-to-Ramp demand (vph)																									
Travel time per vehicle (min)	0.60	0.20	0.56	0.15	0.58	0.41	0.31	0.13	0.30	0.59	0.94	0.58	0.44		2.05	0.31	0.68	0.31		2.09	0.42	0.05	0.31	0.76	0.15
VMTD Veh-miles (Demand)	1,741	696	2,598	562	1,928	1,666	1,299	558	1,299	1,199	1,078	1,056	1,611		4,625	958	1,603	921		4,639	1,561	98	951	1,642	408
VMTV Veh-miles (Volume)	1,741	696	2,598	562	1,928	1,666	1,299	558	1,299	1,199	1,064	1,043	1,593		4,574	948	1,586	912		4,639	1,561	98	951	1,642	408
VHT travel (hrs)	33.76	12.94	43.30	10.05	36.17	30.12	23.48	10.12	22.92	30.86	58.65	36.09	30.67		113.84	17.03	32.21	16.38		112.94	28.54	2.55	17.38	30.52	7.09
VHD delay (hrs)	6.97	2.23	3.33	1.40	8.62	6.33	4.93	2.14	4.37	13.73	43.45	21.19	7.91		48.50	3.49	9.55	3.35		46.67	6.24	1.15	3.79	7.06	1.26
Space mean speed (mph)	52	54	60	56	53	55	55	55	57	39	18	29	52		40	56	49	56		41	55	39	55	54	58
Segment density (veh/mi/lane)	22	24	19	24	23	20	30	21	27	27	69	65	27		42	26	29	22		39	24	43	27	23	17
Segment density (pc/mi/lane)	25	28	22	27	27	23	35	24	31	79	75	31	31		48	30	33	25		45	28	50	31	26	19
Tolled Express Lane		TEL-W					TEL-ONR					TEL-OFR					TEL-ONR								
Space mean speed (mph)	65	65	60	64	70	55	69	70	70	70	70	70	52		70	70	70	70		70	55	58	69	70	70
Travel time per vehicle (min)	0.47	0.16	0.56	0.13	0.44	0.41	0.25	0.11	0.24	0.33	0.24	0.24	0.44		1.18	0.24	0.48	0.24		1.23	0.42	0.03	0.25	0.58	0.12
Volume (vph)	685	685	585	660	660	465	465	465	465	465	465	465	460		885	885	885	885		885	775	775	775	775	775
Level of Service (LOS)	A	A	A	A	A	A	A	A	A	A	A	A	A		B	B	B	B							

SEGMENT	52	53	54	55	56	57	58	59	60	61	62	63	64	65	66	67	68	69	70	71	
Segment Length (ft)	400	2,000		14,995	2,000	745	750	4,315	1,500	3,500	3,000	3,240	1,500	2,995	1,500	490	2,000	2,280	1,500	2,995	1,500
Number of lanes	2	3		2	3	2	2	2	2	2	3	2	2	2	2	2	3	2	2	2	2
Free Flow Speed (mph)	70	70		70	70	70	70	70	70	70	70	70	70	70	70	70	70	70	70	70	70
Segment demand (vph)	3,674	4,419		3,662	4,419	3,962	3,962	2,325	3,215	3,215	3,672	3,401	2,584	3,012	3,012	3,283	2,994	2,994	2,287	2,445	
On-Ramp demand (vph)		757			457		1,637				271	817				289		707			
Off-Ramp demand (vph)		745			757				890		457				428	271					158
Ramp-to-Ramp demand (vph)																					
Travel time per vehicle (min)	0.21	1.73		5.40	0.45	0.30	0.16	0.89	0.31	0.94	0.63	0.96	0.31	0.65	0.31	0.12	0.40	0.55	0.31	0.62	0.30
VMTD Veh-miles (Demand)	278	1,674		10,400	1,674	559	563	1,900	913	2,131	2,086	2,087	966	1,466	856	280	1,244	1,293	851	1,297	695
VMTV Veh-miles (Volume)	234	1,417		9,142	1,580	530	534	1,900	913	2,131	2,086	2,087	966	1,466	856	280	1,244	1,293	851	1,297	695
VHT travel (hrs)	10.75	107.80		289.58	31.32	18.57	10.18	34.63	16.67	50.10	38.39	54.47	17.74	28.02	15.33	6.02	21.87	27.67	15.34	23.56	12.32
VHD delay (hrs)	7.41	161.26		158.98	8.75	11.00	154.66	7.49	3.62	19.66	8.59	24.66	3.93	7.08	3.11	2.03	4.10	9.20	3.19	5.02	2.39
Space mean speed (mph)	22	13		32	50	29	52	55	55	43	54	38	54	52	56	46	57	47	55	55	56
Segment density (veh/mi/lane)	71	95		51	28	66	27	21	26	38	22	44	24	25	24	32	19	32	23	21	20
Segment density (pc/mi/lane)	82	109		59	33	76	31	24	29	43	26	51	28	28	28	37	22	37	26	24	23

	TEL-ONR		TEL-OFR				TEL-W				TEL-ONR									
Space mean speed (mph)	40	13	70	50	70	70	70	70	70	54	70	70	70	69	64	57	70	70	70	70
Travel time per vehicle (min)	0.11	1.73	2.43	0.45	0.12	0.12	0.70	0.24	0.57	0.63	0.53	0.24	0.49	0.25	0.09	0.40	0.37	0.24	0.49	0.24
Volume (vph)	745	745	757	457	457	457	457	457	457	242	271	271	271	271	271	271	289	289	289	289
Level of Service (LOS)	C	F	A	A	A	A	A	A	A	A	A	A	A	A	A	A	A	A	A	A

6:45 AM	F	D	E	D	F	D	C	C	D	C	E	C	C	C	C	B	C	B	B	B
7:00 AM	F	D	F	D	F	F	C	C	D	C	E	C	D	C	D	C	D	C	C	C
7:15 AM	F	F	F	D	F	F	C	D	F	C	F	D	D	D	E	C	E	C	C	C
7:30 AM	F	F	E	D	F	F	C	D	E	C	F	C	D	D	E	C	E	C	C	C
7:45 AM	F	F	F	D	F	F	C	D	F	C	F	D	D	C	E	C	E	C	C	C
8:00 AM	F	F	F	D	F	F	C	C	E	C	E	C	D	C	D	C	D	C	C	C
8:15 AM	F	F	F	F	F	E	C	C	D	C	E	C	C	C	D	B	D	C	C	B
8:30 AM	F	F	F	F	F	F	B	C	D	C	D	C	C	C	C	B	C	C	B	B



6:45 AM	D	C	D	C	D	B	B	B	D	C	D	C	C	C	D	C	D	C	C	C
7:00 AM	D	C	D	C	D	B	C	C	D	C	D	C	C	C	D	C	D	C	D	C
7:15 AM	D	C	D	C	E	B	C	C	D	C	D	C	C	C	D	C	D	C	D	C
7:30 AM	E	C	E	C	F	C	C	C	E	C	E	D	D	C	E	C	E	D	D	C
7:45 AM	D	C	D	C	D	B	C	C	D	C	D	C	C	C	D	C	D	C	C	C
8:00 AM	D	C	D	C	D	B	C	C	D	C	D	C	C	C	D	C	D	C	C	C
8:15 AM	E	C	E	C	E	B	C	C	D	C	E	C	D	C	E	C	D	C	D	C
8:30 AM	D	C	D	C	D	B	C	C	D	C	D	C	C	C	D	C	D	C	C	C

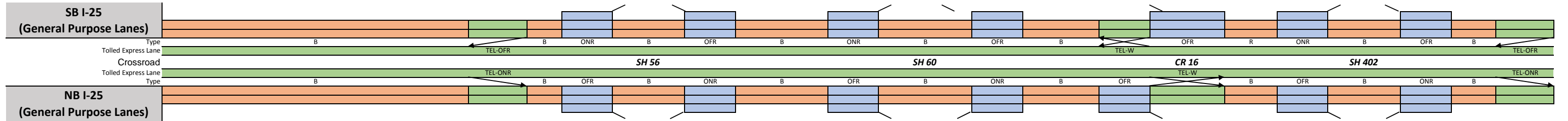
SEGMENT	52	53	54	55	56	57	58	59	60	61	62	63	64	65	66	67	68	69	70	71	
Segment Length (ft)	735	2,000		15,000	2,000	1,635	1,500	2,325	1,500	3,850	3,000	3,040	1,500	3,185	1,500	500	2,000	2,245	1,500	3,035	1,500
Number of lanes	2	3		2	3	2	2	2	2	2	3	2	2	2	2	2	3	2	2	2	2
Free Flow Speed (mph)	70	70		70	70	70	70	70	70	70	70	70	70	70	70	70	70	70	70	70	70
Segment demand (vph)	2,872	3,647		2,829	3,645	2,980	2,980	2,123	2,794	2,794	3,460	2,883	2,883	2,349	2,960	2,960	3,540	2,771	2,771	2,458	2,575
On-Ramp demand (vph)		775			816				671		666				611		580				117
Off-Ramp demand (vph)		818			665		857				577		534				769		313		
Ramp-to-Ramp demand (vph)																					
Travel time per vehicle (min)	0.17	0.41		3.50	0.41	0.40	0.31	0.47	0.30	0.89	0.62	0.72	0.31	0.66	0.30	0.12	0.41	0.51	0.30	0.65	0.30
VMTD Veh-miles (Demand)	400	1,381		8,037	1,381	923	847	935	794	2,037	1,966	1,660	819	1,417	841	280	1,341	1,178	787	1,413	732
VMTV Veh-miles (Volume)	400	1,381		8,037	1,381	923	847	935	794	2,037	1,966	1,660	819	1,417	841	280	1,341	1,178	787	1,413	732
VHT travel (hrs)	8.32	24.63		165.05	25.03	19.94	15.43	16.62	14.07	41.29	35.49	34.57	14.74	26.01	14.95	5.98	24.36	23.71	14.04	26.46	13.05
VHD delay (hrs)	2.61	4.90		50.24	5.30	6.76	3.33	3.26	2.73	12.19	7.40	10.85	3.04	5.77	2.94	1.98	5.21	6.88	2.80	6.28	2.60
Space mean speed (mph)	48	56		49	55	46	55	56	56	49	55	48	56	54	56	47	55	50	56	53	56
Segment density (veh/mi/lane)	30	21		29	22	32	15	19	20	28	20	30	22	22	20	32	21	28	23	23	21
Segment density (pc/mi/lane)	34	24		33	25	37	18	22	23	33	23	35	26	25	23	36	24	32	26	26	24

	TEL-OFR		TEL-ONR				TEL-W				TEL-OFR									
Space mean speed (mph)	70	56	70	55	69	70	70	70	70	55	70	70	70	70	70	55	70	70	70	70
Travel time per vehicle (min)	0.12	0.41	2.44	0.41	0.27	0.24	0.38	0.24	0.63	0.62	0.49	0.24	0.52	0.24	0.08	0.41	0.37	0.24	0.49	0.24
Volume (vph)	775	775	820	665	665	665	665	665	665	540	575	575	575	575	575	580	775	775	775	775
Level of Service (LOS)	B	B	B	B	A	A	A	A	A	A	A	A	A	A	A	A	B	B	B	B

SEGMENT	72	73	74	75	76	77	78	79	80	81	82	83	84	85	86	87	88	89	90
Segment Length (ft)	18,155	2,000	425	1,500	3,020	1,500	4,340	1,500	3,245	1,500	5,790	3,075	750	895	1,165	2,870	750	705	2,000
Number of lanes	2	3	2	2	2	2	2	2	2	2	2	3	2	2	2	2	2	2	3
Free Flow Speed (mph)	70	70	70	70	70	70	70	70	70	70	70	70	70	70	70	70	70	70	70
Segment demand (vph)	2,445	2,733	2,504	2,504	2,250	2,721	2,721	2,721	2,285	2,456	2,456	2,687	2,715	2,715	2,715	2,210	2,746	2,746	2,963
On-Ramp demand (vph)		229		254				436				216			505				168
Off-Ramp demand (vph)		288				471				171		231	244				536		217
Ramp-to-Ramp demand (vph)																			
Travel time per vehicle (min)	3.84	0.40	0.09	0.31	0.62	0.31	0.97	0.30	0.67	0.30	1.23	0.54	0.15	0.18	0.23	0.59	0.15	0.16	0.40
VMTD Veh-miles (Demand)	8,407	1,035	202	711	1,287	773	2,237	773	1,404	698	2,693	1,565	386	460	599	1,201	390	367	1,122
VMTV Veh-miles (Volume)	8,407	1,035	202	711	1,287	773	2,237	773	1,404	698	2,693	1,565	386	460	599	1,201	390	367	1,122
VHT travel (hrs)	156.67	18.01	3.80	12.81	23.23	13.87	44.20	13.73	25.46	12.38	50.23	24.07	6.86	8.19	10.59	21.58	7.02	7.30	19.64
VHD delay (hrs)	36.57	3.22	0.92	2.65	4.84	2.83	12.25	2.69	5.39	2.41	11.76	1.72	1.35	1.61	2.03	4.42	1.45	2.06	3.61
Space mean speed (mph)	54	57	53	56	55	56	51	56	55	56	54	65	56	56	57	56	56	50	57
Segment density (veh/mi/lane)	23	16	24	22	20	21	27	20	21	20	23	14	22	29	19	20	23	27	17
Segment density (pc/mi/lane)	26	18	27	25	23	24	31	23	24	23	26	16	25	33	22	23	26	31	20

Tolled Express Lane		TEL-OFR										TEL-W						TEL-OFR			
Space mean speed (mph)	70	57	70	70	70	70	70	70	70	70	70	65	70	70	70	70	69	66	57		
Travel time per vehicle (min)	2.95	0.40	0.07	0.24	0.49	0.24	0.70	0.24	0.53	0.24	0.94	0.54	0.12	0.15	0.19	0.47	0.12	0.12	0.40		
Volume (vph)	289	229	230	230	230	230	230	230	230	230	230	193	216	216	216	216	216	216	168		
Level of Service (LOS)	A	A	A	A	A	A	A	A	A	A	A	A	A	A	A	A	A	A	A		

6:45 AM	B	B	B	B	B	B	C	B	B	B	C	B	C	C	B	B	C	C	B
7:00 AM	C	B	C	C	C	C	D	C	C	C	C	B	C	C	C	C	C	C	B
7:15 AM	D	B	D	C	C	C	D	C	C	C	D	B	C	C	C	C	C	D	B
7:30 AM	D	B	D	C	C	C	D	C	C	C	D	B	C	C	C	C	C	D	B
7:45 AM	C	B	C	C	C	C	D	C	C	C	C	B	C	C	C	C	C	D	B
8:00 AM	C	B	D	C	C	C	D	C	C	C	D	B	C	C	C	D	C	D	C
8:15 AM	C	B	C	C	C	B	C	C	C	C	C	B	C	C	B	C	C	C	B
8:30 AM	C	B	C	C	B	B	C	B	C	B	C	B	C	C	B	C	C	C	B



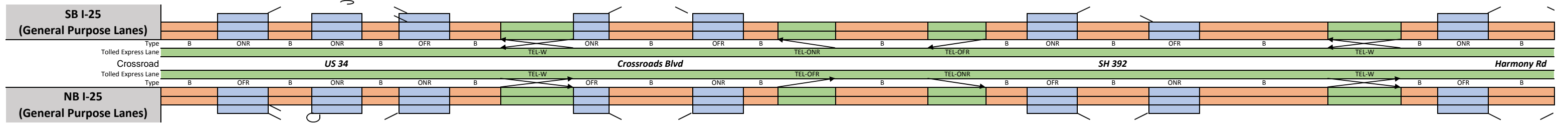
6:45 AM	C	B	C	C	C	C	D	C	D	C	D	C	B	D	C	C	C	D	C
7:00 AM	D	C	D	C	D	D	E	D	D	D	E	D	C	E	D	D	D	E	C
7:15 AM	D	C	D	C	D	D	E	D	D	D	F	D	C	E	D	D	C	E	C
7:30 AM	D	C	D	D	D	D	F	D	E	D	F	E	D	F	D	D	D	F	D
7:45 AM	D	C	D	C	C	C	D	C	D	C	E	D	C	E	D	C	C	E	C
8:00 AM	C	C	D	C	C	C	D	C	D	C	E	D	C	D	C	C	C	D	C
8:15 AM	D	C	D	C	D	D	E	D	E	D	F	D	C	F	D	D	D	E	C
8:30 AM	D	C	D	C	C	C	D	C	D	C	E	D	C	D	C	C	C	E	C

SEGMENT	72	73	74	75	76	77	78	79	80	81	82	83	84	85	86	87	88	89	90
Segment Length (ft)	18,150	2,000	500	1,500	2,890	1,500	4,225	1,500	4,255	1,500	3,160	1,500	3,095	1,610	1,500	2,930	1,500	1,095	2,000
Number of lanes	2	3	2	2	2	2	2	2	2	2	2	2	3	2	2	2	2	2	3
Free Flow Speed (mph)	70	70	70	70	70	70	70	70	70	70	70	70	70	70	70	70	70	70	70
Segment demand (vph)	2,575	3,345	2,620	2,620	2,469	3,054	3,054	3,054	2,836	3,283	3,283	3,283	3,825	3,089	3,089	2,447	3,141	3,141	3,872
On-Ramp demand (vph)		770				585				447			723			694			731
Off-Ramp demand (vph)		725		151				218				181	736		642				630
Ramp-to-Ramp demand (vph)																			
Travel time per vehicle (min)	3.96	0.40	0.11	0.30	0.62	0.31	1.07	0.30	1.00	0.31	0.91	0.30	0.65	0.42	0.31	0.62	0.31	0.29	0.41
VMTD Veh-miles (Demand)	8,852	1,267	248	744	1,351	868	2,444	868	2,285	933	1,965	933	2,242	942	878	1,358	892	651	1,467
VMTV Veh-miles (Volume)	8,852	1,267	248	744	1,351	868	2,444	868	2,285	933	1,965	933	2,242	942	878	1,358	892	651	1,467
VHT travel (hrs)	169.94	22.38	4.81	13.19	25.34	15.83	54.40	15.42	47.12	17.20	49.96	16.55	41.47	21.83	15.86	25.47	16.35	15.37	26.60
VHD delay (hrs)	43.49	4.28	1.27	2.56	6.04	3.44	19.49	3.02	14.47	3.88	21.89	3.23	9.44	8.37	3.32	6.07	3.60	6.07	5.65
Space mean speed (mph)	52	57	52	56	53	55	45	56	48	54	39	56	54	43	55	53	55	42	55
Segment density (veh/mi/lane)	25	19	25	23	23	24	34	25	29	25	42	27	23	36	26	23	24	37	23
Segment density (pc/mi/lane)	28	22	29	27	27	28	39	29	34	29	48	32	27	41	30	26	28	43	26

Tolled Express Lane		TEL-ONR										TEL-W						TEL-ONR			
Space mean speed (mph)	70	57	64	69	70	70	70	70	70	70	70	70	54	69	70	70	70	70	55		
Travel time per vehicle (min)	2.95	0.40	0.09	0.25	0.47	0.24	0.69	0.24	0.69	0.24	0.51	0.24	0.65	0.27	0.24	0.48	0.24	0.18	0.41		
Volume (vph)	775	725	725	725	725	725	725	725	725	725	725	725	605	735	735	735	735	735	630		
Level of Service (LOS)	B	B	B	A	A	A	A	A	A	A	A	A	B	A	A	A	A	A	B		

SEGMENT	91	92	93	94	95	96	97	98	99	100	101	102	103	104	105	106	107	108	109	110	111	112	113	114																								
Segment Length (ft)	2,640	1,500	405	755	1,250	1,500	1,435	3,000	1,500	3,480	1,500	700	2,000	4,255	2,000	460	1,500	3,240	1,500	6,730	3,000	455	1,500	3,025																								
Number of lanes	2	2	2	2	2	2	2	3	2	2	2	2	3	2	3	2	2	2	2	2	3	2	2	2																								
Free Flow Speed (mph)	70	70	70	70	70	70	70	70	70	70	70	70	70	70	70	70	70	70	70	70	70	70	70	70																								
Segment demand (vph)	2,795	2,795	2,429	2,429	1,943	2,782	2,782	2,949	2,713	2,057	2,759	2,759	2,994	2,718	2,993	2,754	2,754	2,114	2,661	2,661	2,899	2,714	2,714	1,700																								
On-Ramp demand (vph)		366		486				236	656				276		239	2,754	640				185		1,014																									
Off-Ramp demand (vph)						839		167			702		235		275				547																													
Ramp-to-Ramp demand (vph)																																																
Travel time per vehicle (min)	0.60	0.30	0.09	0.15	0.25	0.31	0.33	0.61	0.30	0.70	0.31	0.16	0.40	0.97	0.40	0.10	0.30	0.64	0.31	1.45	0.52	0.10	0.30	0.58																								
VMTD Veh-miles (Demand)	1,398	794	186	347	460	790	756	1,676	771	1,356	784	366	1,134	2,190	1,134	240	782	1,297	756	3,392	1,647	234	771	974																								
VMTV Veh-miles (Volume)	1,398	794	186	347	460	790	756	1,676	771	1,356	784	366	1,134	2,190	1,134	240	782	1,297	756	3,392	1,647	234	771	974																								
VHT travel (hrs)	28.17	14.11	3.47	6.23	8.00	14.39	15.23	29.82	13.79	23.85	14.20	7.39	19.85	43.77	19.79	4.65	13.85	22.60	13.61	64.12	25.34	4.47	13.56	16.38																								
VHD delay (hrs)	8.21	2.77	0.81	1.27	1.43	3.10	4.43	5.88	2.77	4.49	3.01	2.17	3.65	12.48	3.60	1.22	2.68	4.07	2.81	15.66	1.81	1.13	2.55	2.47																								
Space mean speed (mph)	50	56	54	56	57	55	50	56	56	57	55	49	57	50	57	52	56	57	56	53	65	52	57	59																								
Segment density (veh/mi/lane)	28	20	23	19	17	17	28	17	21	18	22	28	17	27	17	27	20	18	25	25	15	26	19	14																								
Segment density (pc/mi/lane)	32	24	26	22	19	20	32	20	24	21	25	32	20	31	19	30	22	21	28	28	17	29	21	16																								
Tolled Express Lane	<table border="0" style="width:100%; text-align:center;"> <tr> <td colspan="7">TEL-W</td> <td colspan="7">TEL-ONR</td> <td colspan="7">TEL-OFR</td> <td colspan="3">TEL-W</td> </tr> </table>																								TEL-W							TEL-ONR							TEL-OFR							TEL-W		
TEL-W							TEL-ONR							TEL-OFR							TEL-W																											
Space mean speed (mph)	70	70	70	70	70	70	69	56	70	70	70	66	57	70	57	70	70	70	70	70	65	70	70	70																								
Travel time per vehicle (min)	0.43	0.24	0.07	0.12	0.20	0.24	0.24	0.61	0.24	0.56	0.24	0.12	0.40	0.69	0.40	0.07	0.24	0.53	0.24	1.09	0.52	0.07	0.24	0.49																								
Volume (vph)	167	167	167	167	167	167	167	120	235	235	235	235	235	276	239	241	241	241	241	241	241	177	187	187																								
Level of Service (LOS)	A	A	A	A	A	A	A	A	A	A	A	A	A	A	A	A	A	A	A	A	A	A	A	A																								

6:45 AM	C	B	C	B	B	B	C	B	B	B	C	C	B	C	B	C	B	B	C	C	B	C	B	B
7:00 AM	C	C	C	B	B	B	D	B	C	C	C	C	B	C	B	C	B	B	C	C	C	C	B	B
7:15 AM	D	C	C	C	B	B	D	B	C	C	C	C	B	C	C	B	B	C	C	C	C	C	B	B
7:30 AM	D	C	C	C	C	C	D	C	C	C	C	D	C	D	C	C	C	C	D	D	D	D	C	B
7:45 AM	D	C	D	C	C	B	D	C	C	C	C	E	C	E	C	D	C	C	D	D	D	D	C	B
8:00 AM	E	C	D	C	C	C	D	C	C	C	C	D	B	D	B	D	C	C	C	D	D	D	C	C
8:15 AM	C	B	C	B	B	B	D	B	C	C	C	D	B	D	B	D	C	C	C	D	D	B	D	B
8:30 AM	D	C	C	B	B	B	D	B	C	C	C	D	B	D	B	D	C	C	D	D	D	D	C	B

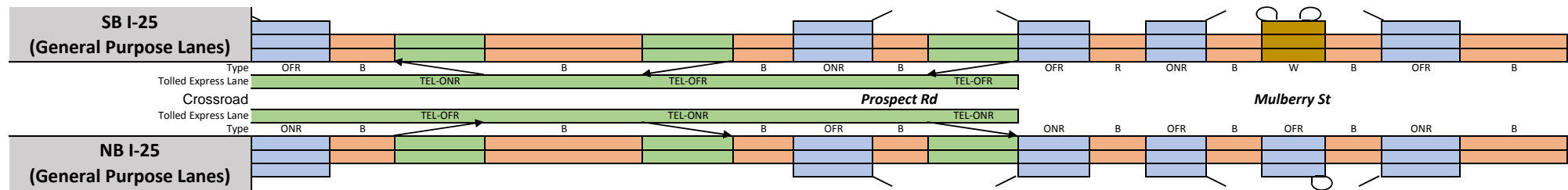


6:45 AM	D	B	C	B	C	C	E	C	D	C	C	D	C	D	C	C	C	C	D	B	D	C	B
7:00 AM	F	C	C	C	D	C	F	C	D	D	C	E	C	E	C	D	C	C	E	B	E	C	C
7:15 AM	E	C	C	C	D	D	F	D	D	C	D	C	D	D	C	E	C	C	D	C	E	C	B
7:30 AM	F	D	D	E	F	F	F	D	F	D	D	F	D	F	D	D	D	D	F	C	F	D	C
7:45 AM	E	C	C	C	D	D	F	D	D	C	C	E	C	D	C	C	C	C	D	C	E	C	C
8:00 AM	E	C	C	C	D	C	E	C	D	C	C	D	C	D	C	C	C	C	D	C	E	C	B
8:15 AM	F	C	D	C	D	D	F	D	D	D	C	E	C	E	C	F	D	D	C	E	C	D	C
8:30 AM	E	C	C	B	D	C	E	C	D	C	C	D	C	D	C	E	C	C	D	B	E	C	B

SEGMENT	91	92	93	94	95	96	97	98	99	100	101	102	103	104	105	106	107	108	109	110	111	112	113	114																								
Segment Length (ft)	1,925	1,500	1,050	1,500	600	1,500	1,545	3,000	540	3,680	1,500	500	2,000	4,255	2,000	900	1,500	2,900	1,500	6,630	3,000	600	1,500	2,565																								
Number of lanes	2	2	2	2	2	2	2	3	2	2	2	2	3	2	3	2	2	2	2	2	3	2	2	2																								
Free Flow Speed (mph)	70	70	70	70	70	70	70	70	70	70	70	70	70	70	70	70	70	70	70	70	70	70	70	70																								
Segment demand (vph)	3,242	3,242	2,351	2,792	2,792	3,455	3,455	4,094	3,404	2,379	3,103	3,103	3,793	3,039	3,788	3,143	3,143	2,337	3,003	3,003	3,650	3,145	3,145	1,975																								
On-Ramp demand (vph)				441		663		639			724		690		749						647																											
Off-Ramp demand (vph)		891						690	1,025				754		645		806				505		1,170																									
Ramp-to-Ramp demand (vph)																																																
Travel time per vehicle (min)	0.55	0.31	0.22	0.32	0.18	0.32	0.49	0.66	0.11	0.78	0.31	0.13	0.41	1.11	0.41	0.25	0.31	0.61	0.31	1.68	0.59	0.16	0.31	0.51																								
VMTD Veh-miles (Demand)	1,182	921	468	793	317	982	1,011	2,326	348	1,658	882	294	1,437	2,449	1,435	536	893	1,284	853	3,771	2,074	357	893	959																								
VMTV Veh-miles (Volume)	1,182	921	468	793	317	982	1,011	2,326	348	1,658	882	294	1,437	2,449	1,435	536	893	1,284	853	3,771	2,074	357	893	959																								
VHT travel (hrs)	29.52	16.81	8.60	15.01	8.39	18.26	28.32	44.83	6.39	30.79	15.85	6.86	25.85	56.36	26.00	13.07	16.24	23.71	15.37	84.20	35.96	8.56	16.49	16.83																								
VHD delay (hrs)	12.64	3.65	1.93	3.68	3.86	4.24	13.88	11.60	1.41	7.11	3.26	2.66	5.32	21.37	7.11	5.41	3.49	5.38	3.18	30.34	6.33	3.45	3.72	3.12																								
Space mean speed (mph)	40	55	54	53	38	54	36	52	55	54	56	43	56	43	55	41	55	54	56	45	58	42	54	57																								
Segment density (veh/mi/lane)	40	21	22	23	37	25	48	26	28	22	21	36	22	35	22	38	25	22	22	34	21	38	25	17																								
Segment density (pc/mi/lane)	47	24	25	27	42	29	56	30	32	25	25	42	26	40	26	44	29	25	25	39	24	43	29	20																								
Tolled Express Lane	<table border="0" style="width:100%; text-align:center;"> <tr> <td colspan="7">TEL-W</td> <td colspan="7">TEL-OFR</td> <td colspan="7">TEL-ONR</td> <td colspan="3">TEL-W</td> </tr> </table>																								TEL-W							TEL-OFR							TEL-ONR							TEL-W		
TEL-W							TEL-OFR							TEL-ONR							TEL-W																											
Space mean speed (mph)	69	70	70	70	70	70	70	52	62	70	70	70	56	70	55	67	70	70	70	70	58	65	70	70																								
Travel time per vehicle (min)	0.32	0.24	0.17	0.24	0.10	0.24	0.25	0.66	0.10	0.60	0.24	0.08	0.41	0.69	0.41	0.15	0.24	0.47	0.24	1.08	0.59	0.10	0.24	0.42																								
Volume (vph)	630	630	630	630	630	630	630	425	685	685	685	685	690	750	645	645	645	645	645	645	495	510	510	510																								
Level of Service (LOS)	A	A	A	A	A	A	A	A	A	A	A	A	B	A	B	A	A	A	A	A	A	A	A	A																								

SEGMENT	115	116	117	118	119	120	121	122	123	124	125	126	127	128	129	130	131		
Segment Length (ft)	1,500	500	2,000	4,840	2,000	500	1,500	535	2,000	775	715	1,160	700	420	750	1,500	2,700	276,955	
Number of lanes	2	2	3	2	3	2	2	2	3	2	2	2	2	3	2	2	2		
Free Flow Speed (mph)	70	70	70	70	70	70	70	70	70	70	70	70	70	70	70	70	70		
Segment demand (vph)	2,649	2,649	2,836	2,615	2,836	2,714	2,714	1,882	2,003	2,302	2,302	2,302	1,903	1,933	1,294	1,514	1,514		
On-Ramp demand (vph)			221		122		832					399		639					
Off-Ramp demand (vph)	949		187		221				121	299				30		220			
Ramp-to-Ramp demand (vph)																			
Travel time per vehicle (min)	0.31	0.11	0.39	1.04	0.40	0.11	0.31	0.10	0.39	0.16	0.14	0.23	0.14	0.09	0.14	0.30	0.51	72.15	
VMTD Veh-miles (Demand)	753	251	1,074	2,397	1,074	257	771	191	759	338	312	506	252	154	184	430	774	188,767	
VMTV Veh-miles (Volume)	753	251	1,074	2,397	1,074	257	771	191	759	338	312	506	252	154	184	430	774	174,890	
VHT travel (hrs)	13.77	4.76	18.66	45.21	18.86	4.95	13.84	3.25	12.99	6.02	5.56	8.82	4.29	2.87	3.04	7.64	12.99	4,099.26	
VHD delay (hrs)	3.02	1.18	3.31	10.96	3.51	1.28	2.82	0.53	2.15	1.20	1.10	1.59	0.69	0.68	0.42	1.50	1.93	2,800.77	
Space mean speed (mph)	55	53	58	53	57	52	56	59	58	56	56	57	59	54	60	56	60	43	
Segment density (veh/mi/lane)	20	25	16	25	17	26	22	16	11	17	22	16	16	12	11	13	13	32	
Segment density (pc/mi/lane)	23	28	18	28	19	29	24	18	13	19	25	18	18	13	12	14	15	37	
Tolled Express Lane	TEL-ONR			TEL-OFR			TEL-OFR			GP	GP	GP	GP	GP	GP	GP	GP	GP	TEL
Space mean speed (mph)	70	64	58	70	57	70	70	65	58	56	56	57	59	54	60	56	60	61	
Travel time per vehicle (min)	0.25	0.09	0.39	0.79	0.40	0.08	0.25	0.09	0.39	0.16	0.14	0.23	0.14	0.09	0.14	0.30	0.51	49.49	
Volume (vph)	187	187	187	222	122	121	121	121	-	-	-	-	-	-	-	-	-	22.66	
Level of Service (LOS)	A	A	A	A	A	A	A	A											

6:45 AM	B	C	B	C	B	C	B	B	A	B	B	B	B	A	A	B	A
7:00 AM	B	C	B	C	B	C	C	B	A	B	B	B	B	A	A	B	B
7:15 AM	B	C	B	C	B	C	C	B	B	B	B	B	B	A	A	B	B
7:30 AM	C	C	B	C	B	D	C	B	B	B	B	B	B	B	B	B	B
7:45 AM	C	D	C	D	C	E	C	C	B	B	B	B	C	B	B	B	B
8:00 AM	C	D	B	D	B	D	C	C	B	C	C	B	C	B	B	B	B
8:15 AM	C	D	B	D	B	D	C	C	B	B	B	B	B	B	B	B	B
8:30 AM	C	D	B	D	B	D	C	C	B	B	B	B	C	B	B	B	B

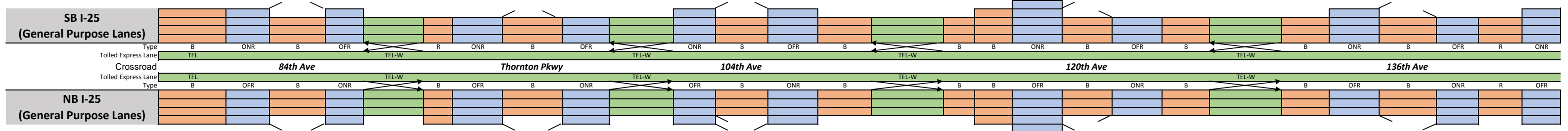


6:45 AM	B	C	B	C	B	C	A	B	A	B	B	B	B	B	A	A	A
7:00 AM	C	C	B	C	B	D	B	B	B	B	C	B	B	B	A	A	B
7:15 AM	B	C	B	C	B	C	B	B	B	B	C	B	B	B	A	A	A
7:30 AM	C	D	C	D	C	E	B	C	B	C	D	C	C	B	B	B	B
7:45 AM	C	D	B	C	C	D	B	B	B	B	C	C	C	B	B	B	B
8:00 AM	B	C	B	C	B	C	B	B	B	B	C	B	B	B	A	A	A
8:15 AM	C	D	B	D	B	D	B	B	B	B	C	C	C	B	B	B	B
8:30 AM	B	C	B	C	B	C	B	B	B	B	C	B	B	B	A	A	B

SEGMENT	115	116	117	118	119	120	121	122	123	124	125	126	127	128	129	130	131		
Segment Length (ft)	1,500	900	2,000	4,840	2,000	740	1,500	525	2,000	1,165	570	750	510	840	550	1,500	2,700	277,130	
Number of lanes	2	2	3	2	3	2	2	2	3	2	2	2	2	2	2	2	2		
Free Flow Speed (mph)	70	70	70	70	70	70	70	70	70	70	70	70	70	70	70	70	70		
Segment demand (vph)	2,430	2,430	2,940	2,416	2,937	2,607	2,607	1,655	1,984	2,304	2,304	2,304	1,772	1,772	1,244	1,417	1,417		
On-Ramp demand (vph)	455		510		521		952		329	320						173			
Off-Ramp demand (vph)			524		330							532		528					
Ramp-to-Ramp demand (vph)																			
Travel time per vehicle (min)	0.30	0.19	0.40	1.03	0.41	0.17	0.31	0.10	0.40	0.23	0.12	0.15	0.10	0.19	0.10	0.29	0.51	63.57	
VMTD Veh-miles (Demand)	690	414	1,114	2,215	1,113	365	741	165	752	508	249	327	171	282	130	403	725	170,695	
VMTV Veh-miles (Volume)	690	414	1,114	2,215	1,113	365	741	165	752	508	249	327	171	282	130	403	725	170,561	
VHT travel (hrs)	12.18	7.81	19.36	41.64	19.89	7.17	13.55	2.80	13.24	8.83	4.51	5.89	2.92	5.56	2.13	6.91	12.02	3,472.14	
VHD delay (hrs)	2.32	1.89	3.45	10.00	4.00	1.95	2.97	0.44	2.50	1.56	0.96	1.21	0.47	1.54	0.28	1.16	1.66	957.64	
Space mean speed (mph)	57	53	58	53	56	51	55	59	57	58	55	56	59	51	61	58	60	49	
Segment density (veh/mi/lane)	18	23	17	23	17	26	11	14	11	15	21	19	15	12	10	9	12	27	
Segment density (pc/mi/lane)	21	26	19	26	20	29	13	16	13	17	24	22	17	14	11	10	13	30	
Tolled Express Lane	TEL-OFR			TEL-ONR			TEL-ONR			GP	GP	GP	GP	GP	GP	GP	GP	GP	TEL
Space mean speed (mph)	70	70	58	70	56	66	70	70	57	58	55	56	59	51	61	58	60	64	
Travel time per vehicle (min)	0.24	0.15	0.40	0.79	0.41	0.13	0.24	0.09	0.40	0.23	0.12	0.15	0.10	0.19	0.10	0.29	0.51	47.30	
Volume (vph)	510	510	510	520	330	330	330	330	-	-	-	-	-	-	-	-	-	16.27	
Level of Service (LOS)	A	A	A	A	A	A	A	A											

SEGMENT	1	2	3	4	5	6	7	8	9	10	11	12	13	14	15	16	17	18	19	20	21	22	23	24	25	26	27	28	
Segment Length (ft)	2,700	1,500	1,865	1,100	2,530	715	750	1,835	750	2,900	1,045	1,735	1,010	2,190	3,100	95	800	1,500	1,575	1,500	1,400	3,000	1,315	1,500	2,095	750	1,390	750	
Number of lanes	4	4	3	3	4	3	3	3	3	4	3	3	3	3	4	3	4	3	3	3	3	4	3	3	3	3	3	3	
Free Flow Speed (mph)	60	60	60	60	60	60	60	60	60	60	60	60	60	60	60	60	60	60	65	65	65	65	65	65	65	65	65	65	
Segment demand (vph)	7,515	7,515	6,014	6,672	8,455	6,681	6,681	5,488	6,469	8,242	6,533	5,042	6,027	6,027	7,736	6,122	6,122	6,122	4,929	6,193	6,193	7,809	6,192	6,192	4,968	5,633	5,633	5,633	
On-Ramp demand (vph)		1,501			1,774			1,193		1,709	1,491				1,614			1,193				1,617		1,224				1,199	
Off-Ramp demand (vph)				658	1,783					981	1,773			985							1,264		1,616				665		
Ramp-to-Ramp demand (vph)																													
Travel time per vehicle (min)	0.76	0.29	0.53	0.24	0.89	0.29	0.18	0.47	0.17	1.08	0.31	0.58	0.24	0.70	0.85	0.03	0.20	0.35	0.36	0.31	0.50	0.93	0.46	0.33	0.67	0.18	0.32	0.16	
VMTD Veh-miles (Demand)	3,843	2,135	2,124	1,390	4,051	905	949	1,907	919	4,527	1,293	1,657	1,153	2,500	4,542	110	928	1,739	1,470	1,759	1,642	4,437	1,542	1,759	1,971	800	1,483	800	
VMTV Veh-miles (Volume)	3,137	1,743	1,637	1,067	3,113	725	763	1,541	748	3,691	1,066	1,464	1,030	2,236	4,079	97	815	1,529	1,278	1,547	1,444	3,920	1,332	1,520	1,757	722	1,341	727	
VHT travel (hrs)	77.20	29.68	40.55	20.73	96.09	26.31	15.88	34.67	14.63	121.13	27.61	43.13	21.39	63.05	98.52	2.96	18.22	31.02	25.81	28.58	45.58	106.61	40.86	29.52	49.60	15.27	27.43	13.82	
VHD delay (hrs)	24.92	0.63	13.27	2.94	477.31	14.23	212.23	8.98	2.16	171.69	367.20	18.73	4.22	25.78	30.53	1.34	4.63	48.87	6.16	4.79	23.37	46.31	20.37	283.44	22.57	4.16	6.79	2.73	
Space mean speed (mph)	41	59	40	51	32	28	48	44	51	30	39	34	48	35	41	33	45	49	49	54	32	37	33	51	35	47	49	53	
Segment density (veh/mi/lane)	38	26	38	33	59	65	37	33	34	59	47	44	37	51	42	55	30	36	29	34	57	47	55	35	42	36	35	32	
Segment density (pc/mi/lane)	43	30	44	38	68	74	43	38	39	68	53	50	43	58	48	63	35	42	33	39	66	54	63	40	48	41	40	37	
Tolled Express Lane	TEL				TEL-W					TEL-W					TEL-W						TEL-W								
Space mean speed (mph)	41	60	60	55	32	60	60	60	51	30	60	60	60	59	41	60	60	60	65	65	62	37	65	65	65	65	65	65	
Travel time per vehicle (min)	0.76	0.28	0.35	0.23	0.89	0.14	0.14	0.35	0.17	1.08	0.20	0.33	0.19	0.42	0.85	0.02	0.15	0.28	0.28	0.26	0.26	0.93	0.23	0.26	0.37	0.13	0.24	0.13	
Volume (vph)	1,783	1,783	1,783	1,783	1,470	1,774	1,774	1,774	1,774	1,536	1,710	1,710	1,710	1,710	1,424	1,616	1,616	1,616	1,616	1,616	1,616	1,395	1,618	1,618	1,618	1,618	1,618	1,618	
Level of Service (LOS)	E	D	D	D	F	D	D	D	D	F	D	D	D	D	D	D	D	D	C	C	D	E	C	C	C	C	C	C	

6:45 AM	E	D	E	F	D	D	D	E	D	F	D	D	D	F	F	F	D	C	D	E	F	F	F	F	F	D	E	E	D
7:00 AM	F	F	F	F	F	F	F	F	F	F	F	E	F	F	F	F	D	F	E	F	F	F	F	F	F	E	F	F	F
7:15 AM	F	D	F	F	F	F	F	D	F	F	F	E	D	F	E	F	D	C	D	F	F	E	F	F	C	E	E	D	
7:30 AM	E	F	F	F	F	F	F	F	F	F	F	D	F	F	F	F	D	F	E	F	F	F	F	F	D	F	F	F	
7:45 AM	E	F	F	F	F	F	F	F	F	F	F	F	F	F	F	F	D	F	E	F	F	F	F	F	F	F	F	F	
8:00 AM	E	F	F	F	F	F	F	F	F	F	F	F	F	F	F	F	D	F	D	F	F	F	F	F	F	F	F	F	
8:15 AM	E	F	F	F	F	F	F	F	F	F	F	F	F	F	F	F	D	F	F	F	F	F	F	F	F	F	E	D	C
8:30 AM	E	D	F	F	F	F	F	E	F	F	F	F	F	F	F	F	D	F	F	F	F	F	F	F	C	E	E	D	



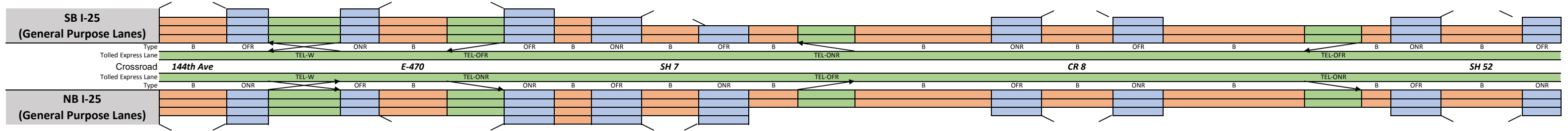
6:45 AM	C	C	C	C	C	B	C	C	C	C	B	C	C	E	C	E	C	B	C	C	E	D	E	D	D	C	D	D
7:00 AM	D	C	D	C	D	C	B	D	C	D	C	D	D	F	D	F	D	B	D	D	F	E	F	E	E	D	D	D
7:15 AM	C	C	C	C	D	C	B	C	C	D	B	D	C	E	C	E	D	B	D	D	E	D	F	D	D	C	D	D
7:30 AM	D	C	D	D	D	D	B	D	C	D	C	D	F	D	D	F	D	B	D	D	F	E	F	E	E	D	D	D
7:45 AM	D	C	E	D	E	D	B	E	D	E	C	E	D	F	D	F	D	B	D	D	F	E	F	E	E	D	D	D
8:00 AM	E	D	F	D	E	D	C	E	D	E	C	E	D	F	D	F	D	B	E	D	F	D	F	F	E	D	E	E
8:15 AM	D	C	E	D	E	D	B	E	D	E	C	E	D	F	D	F	D	B	D	D	F	D	F	E	E	D	D	D
8:30 AM	D	D	E	D	E	D	C	E	D	E	C	E	D	F	D	F	D	B	E	D	F	E	F	E	E	F	F	F

SEGMENT	1	2	3	4	5	6	7	8	9	10	11	12	13	14	15	16	17	18	19	20	21	22	23	24	25	26	27	28	
Segment Length (ft)	2,700	1,100	1,875	750	2,200	170	1,500	2,180	1,350	2,450	995	1,700	1,500	1,765	3,000	310	715	1,500	1,525	1,500	1,400	3,000	1,380	1,500	2,040	1,015	1,070	745	
Number of lanes	4	4	3	3	4	4	3	3	3	4	3	3	3	3	4	3	4	3	3	3	3	4	3	3	3	3	3	3	
Free Flow Speed (mph)	60	60	60	60	60	60	60	60	60	60	60	60	60	60	60	60	60	60	65	65	65	65	65	65	65	65	65	65	
Segment demand (vph)	4,917	4,917	4,037	4,618	5,600	4,561	4,561	3,926	4,614	5,656	4,590	4,021	4,874	4,874	5,938	4,947	4,947	4,947	3,977	4,996	4,996	5,990	5,282	5,282	4,332	4,941	4,941	4,941	
On-Ramp demand (vph)				581	982					688	1,042				1,064						1,019		994			609			
Off-Ramp demand (vph)		880			1,039			635			1,066	569			991			970					708		950			1,117	
Ramp-to-Ramp demand (vph)																													
Travel time per vehicle (min)	0.67	0.21	0.49	0.17	0.55	0.04	0.33	0.56	0.31	0.62	0.22	0.44	0.35	0.53	0.62	0.10	0.18	0.33	0.36	0.33	0.42	0.71	0.46	0.31	0.52	0.22	0.24	0.16	
VMTD Veh-miles (Demand)	2,514	1,024	1,434	656	2,333	147	1,296	1,621	1,180	2,624	865	1,295	1,385	1,629	3,374	290	670	1,405	1,149	1,419	1,325	3,403	1,381	1,501	1,674	950	1,001	697	
VMTV Veh-miles (Volume)	2,514	1,024	1,434	656	2,333	147	1,296	1,621	1,180	2,624	865	1,295	1,385	1,629	3,374	290	670	1,405	1,149	1,419	1,325	3,398	1,378	1,498	1,671	948	1,000	696	
VHT travel (hrs)	54.55	17.26	32.91	13.40	51.65	3.10	25.10	36.39	23.95	58.12	16.74	29.25	28.27	43.10	61.34	7.84	14.45	27.45	24.06	27.42	35.02	70.87	40.85	27.51	37.16	18.34	19.33	12.86	
VHD delay (hrs)	12.65	0.18	9.02	2.47	12.76	0.65	3.51	9.37	4.29	14.38	2.32	7.68	5.20	15.95	5.11	3.00	3.29	4.03	6.38	5.58	14.64	18.59	19.65	4.47	11.46	3.75	3.95	2.15	
Space mean speed (mph)	46	59	44	49	45	47	52	45	49	45	52	44	49	38	55	37	46	51	48	52	38	48	34	54	45	52	54	54	
Segment density (veh/mi/lane)	27	21	31	31	30	24	29	29	31	31	30	30	33	43	26	45	27	32	28	32	44	31	52	32	32	32	30	30	
Segment density (pc/mi/lane)	31	24	36	36	35	28	34	34	36	35	34	35	38	49	30	51	31	37	32	37	51	36	60	37	37	37	35	35	
Tolled Express Lane	TEL				TEL-W					TEL-W					TEL-W						TEL-W								
Space mean speed (mph)	46	58	60	60	45	49	59	60	60	45	57	60	60	60	55	57	59	60	65	65	65	48	63	65	65	65	65	65	
Travel time per vehicle (min)	0.67	0.22	0.36	0.14	0.55	0.04	0.29	0.41	0.26	0.62	0.20	0.32	0.28	0.33	0.62	0.06	0.14	0.28	0.27	0.26	0.24	0.71	0.25	0.26	0.36	0.18	0.19	0.13	
Volume (vph)	985	985	985	985	94																								

SEGMENT	29	30	31	32	33	34	35	36	37	38	39	40	41	42	43	44	45	46	47	48	49	50	51				
Segment Length (ft)	2,720	1,280	3,000	1,280	3,650	2,000	750	685	750	2,535	1,500	520	2,000		7,390	1,500	2,750	1,500		7,610	2,000	295	1,500		3,030	1,500	
Number of lanes	3	3	4	3	3	4	3	3	3	2	2	2	3		2	2	2	2		2	3	2	2		2	2	
Free Flow Speed (mph)	65	65	65	65	70	70	70	70	70	70	70	70	70		70	70	70	70		70	70	70	70		70	70	
Segment demand (vph)	4,434	5,238	6,856	5,831	4,640	5,665	5,135	5,135	5,135	3,831	5,008	5,008	5,934		4,686	4,686	3,962	4,457		4,457	5,705	4,700	4,700		3,597	3,957	
On-Ramp demand (vph)			1,025	1,191		926			1,304				1,248		724						1,005					1,103	
Off-Ramp demand (vph)		804	1,618			1,025	396				1,177		926					495			1,248						360
Ramp-to-Ramp demand (vph)																											
Travel time per vehicle (min)	0.59	0.26	0.80	0.28	0.80	0.42	0.14	0.16	0.13	0.59	0.31	0.21	1.35		1.99	0.36	1.60	0.62		6.52	0.45	0.12	0.32		2.06	0.79	
VMTD Veh-miles (Demand)	2,284	1,270	3,895	1,414	3,208	2,146	729	666	729	1,839	1,423	493	2,248		6,559	1,331	2,064	1,266		6,424	2,161	263	1,335		2,064	1,124	
VMTV Veh-miles (Volume)	2,026	1,135	3,488	1,240	2,712	1,811	593	542	593	1,379	1,067	370	1,692		5,210	1,063	1,574	971		4,927	1,804	210	1,067		1,617	881	
VHT travel (hrs)	38.89	20.66	82.36	24.19	52.28	33.22	9.98	10.87	8.72	28.36	19.47	12.96	100.48		123.20	22.24	80.76	35.11		371.33	35.47	7.35	19.87		96.93	40.84	
VHD delay (hrs)	7.72	3.19	28.70	12.55	13.54	7.35	1.50	3.13	0.24	8.66	4.22	7.68	503.23		48.77	7.05	58.27	21.24		300.95	9.71	4.35	159.62		73.84	28.25	
Space mean speed (mph)	52	55	42	51	52	55	59	50	68	49	55	29	17		42	48	19	28		13	51	29	54		17	22	
Segment density (veh/mi/lane)	24	28	40	33	25	25	23	28	20	30	29	66	88		44	34	78	62		129	37	66	23		84	72	
Segment density (pc/mi/lane)	28	33	46	38	29	29	27	32	24	34	33	76	102		51	39	89	71		148	42	76	27		97	83	

	TEL-W			TEL-OFR			TEL-ONR			TEL-OFR																
Space mean speed (mph)	65	62	42	66	70	55	70	70	70	68	47	17	70	70	70	70	70	70	70	51	70	70	70	70	70	67
Travel time per vehicle (min)	0.48	0.23	0.80	0.22	0.59	0.42	0.12	0.11	0.12	0.41	0.25	0.13	1.35	1.20	0.24	0.45	0.24	0.24	0.24	1.24	0.45	0.05	0.24	0.24	0.49	0.25
Volume (vph)	1,618	1,618	864	1,026	1,026	926	926	926	926	926	926	926	926	1,249	1,249	1,249	1,249	1,249	1,249	1,249	1,005	1,005	1,005	1,005	1,005	1,005
Level of Service (LOS)	C	D	C	B	B	B	B	B	B	B	B	C	F	B	B	B	B	B	B	B	C	B	B	B	B	B

6:45 AM	D	C	E	C	D	C	C	D	C	D	F	F	F	F	F	F	F	F	F	F	F	F	F	F	F	F	D
7:00 AM	D	D	F	F	D	D	C	D	C	F	F	F	F	F	F	F	F	F	F	F	F	F	F	F	F	F	F
7:15 AM	C	C	E	C	D	D	C	D	C	F	F	F	F	F	F	F	F	F	F	F	F	F	F	F	F	F	F
7:30 AM	D	C	F	F	D	D	C	D	C	F	F	F	F	F	F	F	F	F	F	F	F	F	F	F	F	F	F
7:45 AM	E	F	F	F	D	D	C	D	C	F	F	F	F	F	F	F	F	F	F	F	F	F	F	F	F	F	F
8:00 AM	C	D	F	F	D	D	C	D	C	F	F	F	F	F	F	F	F	F	F	F	F	F	F	F	F	F	F
8:15 AM	C	C	E	D	D	C	C	D	C	E	F	F	F	F	F	F	F	F	F	F	F	F	F	F	F	F	F
8:30 AM	C	C	E	C	D	C	C	D	C	D	F	F	F	F	F	F	F	F	F	F	E	F	F	F	F	F	F



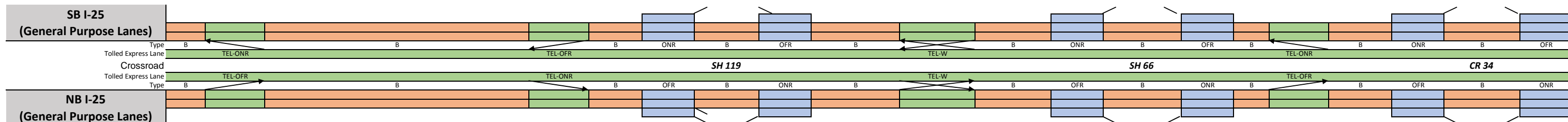
6:45 AM	C	C	C	D	C	C	C	C	C	C	F	F	F	D	F	D	D	C	F	F	D	D	D	D	D	C	C
7:00 AM	D	C	C	D	D	C	D	D	D	F	F	F	E	F	D	D	C	F	F	D	D	D	D	D	D	C	C
7:15 AM	D	C	D	D	D	B	F	F	F	F	F	F	E	F	D	D	C	F	F	E	F	F	F	D	E	C	C
7:30 AM	D	C	D	D	F	F	F	F	F	F	F	F	E	F	F	D	F	F	F	F	F	F	F	E	E	C	C
7:45 AM	D	C	F	F	F	F	F	F	F	F	F	F	E	F	D	C	F	F	E	F	F	D	D	D	C	C	C
8:00 AM	D	F	F	F	F	F	F	F	F	F	F	F	D	F	D	D	C	D	D	D	F	F	D	E	E	C	C
8:15 AM	F	F	F	F	F	F	F	F	F	F	F	F	E	F	D	C	F	F	F	F	F	F	F	E	E	C	C
8:30 AM	F	F	F	F	F	F	F	F	F	F	F	F	D	F	D	D	C	F	F	F	F	F	D	E	E	C	C

SEGMENT	29	30	31	32	33	34	35	36	37	38	39	40	41	42	43	44	45	46	47	48	49	50	51			
Segment Length (ft)	2,714	935	2,976	750	2,725	2,000	1,500	645	1,500	2,005	1,500	1,470	2,000		7,240	1,500	2,955	1,500		7,555	2,000	155	1,500		3,580	750
Number of lanes	3	3	4	3	3	4	3	4	3	3	3	2	3		2	2	2	2		2	3	2	2		2	2
Free Flow Speed (mph)	65	65	65	65	70	70	70	70	70	70	70	70	70		70	70	70	70		70	70	70	70		70	70
Segment demand (vph)	3,824	4,458	5,164	4,527	4,179	4,817	5,090	5,090	5,090	3,668	4,340	4,340	4,855		3,778	3,778	3,209	3,699		3,699	4,776	3,806	3,806		2,962	3,371
On-Ramp demand (vph)		634	706			638	783				672		515				490				1,077					409
Off-Ramp demand (vph)			637	348		510			1,422				1,077		569						970		844			
Ramp-to-Ramp demand (vph)																										
Travel time per vehicle (min)	0.63	0.24	1.55	0.38	2.11	1.95	0.84	0.67	0.98	2.49	1.29	0.59	0.46		2.04	0.31	0.68	0.31		2.24	0.91	0.06	0.31		0.85	0.15
VMTD Veh-miles (Demand)	1,966	789	2,911	643	2,157	1,825	1,446	622	1,446	1,393	1,233	1,208	1,839		5,180	1,073	1,796	1,051		5,293	1,809	112	1,081		2,008	479
VMTV Veh-miles (Volume)	1,963	782	2,753	600	1,916	1,550	1,246	531	1,223	1,172	1,067	1,046	1,618		4,571	947	1,586	944		5,293	1,790	110	1,067		1,982	473
VHT travel (hrs)	39.92	17.42	126.45	26.80	130.43	132.86	61.70	48.52	69.98	128.33	80.72	36.64	32.41		113.56	17.01	32.23	17.11		137.80	71.40	3.86	19.43		41.35	8.44
VHD delay (hrs)	9.73	5.38	93.85	17.57	103.06	154.82	45.48	40.95	52.51	111.58	66.00	21.70	9.30		48.26	3.49	9.57	3.62		62.19	47.63	2.29	4.18		13.04	1.68
Space mean speed (mph)	49	45	22	22	15	12	20	11	17	9	13	29	50		40	56	49	55		38	25	29	55		48	56
Segment density (veh/mi/lane)	26	33	56	63	84	88	72	99	82	113	95	66	32		41	26	29	23		48	63	66	30		30	20
Segment density (pc/mi/lane)	30	38	64	72	97	101	83	114	94	130	109	76	37		48	30	33	26		55	72	76	35		35	23
Tolled Express Lane			TEL-W			TEL-ONR			TEL-OFR			TEL-OFR														
Space mean speed (mph)	65	65	22	52	70	12	65	68	70	70	70	70	50		70	70	70	70		70	25	35	67		70	70
Travel time per vehicle (min)	0.47	0.16	1.55	0.16	0.44	1.95	0.26	0.11	0.24	0.33	0.24	0.24	0.46		1.18	0.24	0.48	0.24		1.23	0.91	0.05	0.25		0.58	0.12
Volume (vph)	710	710	565	640	640	510	510	510	510	510	510	510	515		1,075	1,075	1,075	1,075		1,075	970	970	970		970	970
Level of Service (LOS)																										

SEGMENT	52	53	54	55	56	57	58	59	60	61	62	63	64	65	66	67	68	69	70	71	
Segment Length (ft)	400	2,000		14,995	2,000	745	750	4,315	1,500	3,500	3,000	3,240	1,500	2,995	1,500	490	2,000	2,280	1,500	2,995	1,500
Number of lanes	2	3		2	3	2	2	2	2	2	3	2	2	2	2	3	2	2	2	2	2
Free Flow Speed (mph)	70	70		70	70	70	70	70	70	70	70	70	70	70	70	70	70	70	70	70	70
Segment demand (vph)	3,957	4,962		3,934	4,962	4,323	4,323	2,527	3,470	3,470	4,110	3,681	2,782	3,402	3,402	3,831	3,354	3,354	2,490	2,741	
On-Ramp demand (vph)		1,028			639		1,796				429	899				477		864			
Off-Ramp demand (vph)		1,005			1,028				943		640			620		429					251
Ramp-to-Ramp demand (vph)																					
Travel time per vehicle (min)	0.21	1.71		4.16	0.45	0.30	0.16	0.93	0.31	1.08	0.65	1.20	0.32	0.73	0.31	0.15	0.41	0.66	0.32	0.64	0.30
VMTD Veh-miles (Demand)	300	1,880		11,172	1,880	610	614	2,065	986	2,300	2,335	2,259	1,046	1,578	966	316	1,451	1,448	953	1,412	779
VMTV Veh-miles (Volume)	235	1,483		9,542	1,665	530	534	2,065	986	2,300	2,335	2,259	1,046	1,578	966	316	1,451	1,448	953	1,412	779
VHT travel (hrs)	10.83	111.83		232.96	32.64	18.57	10.18	39.03	18.03	62.59	44.31	73.87	19.76	33.87	17.45	8.24	26.08	36.69	17.61	26.72	13.86
VHD delay (hrs)	7.47	385.30		96.65	8.86	11.00	530.73	9.52	3.94	29.73	10.95	41.60	4.82	11.32	3.64	3.73	5.35	16.00	4.00	6.54	2.73
Space mean speed (mph)	22	13		41	51	29	52	53	55	37	53	31	53	47	55	38	56	39	54	53	56
Segment density (veh/mi/lane)	71	98		41	32	66	27	24	28	47	26	60	26	30	27	44	23	42	25	24	22
Segment density (pc/mi/lane)	82	113		47	37	76	31	27	32	54	30	69	30	34	32	51	26	49	29	27	26

Tolled Express Lane		TEL-ONR	TEL-OFR							TEL-W							TEL-ONR						
Space mean speed (mph)	40	13	70	51	70	70	70	70	70	70	53	70	70	70	69	64	56	70	70	70	70		
Travel time per vehicle (min)	0.11	1.71	2.43	0.45	0.12	0.12	0.70	0.24	0.57	0.65	0.53	0.24	0.49	0.25	0.09	0.41	0.37	0.24	0.49	0.24			
Volume (vph)	1,005	1,005	1,028	639	638	638	638	638	638	352	429	429	429	429	429	429	429	476	476	476	476		
Level of Service (LOS)	C	F	B	B	A	A	A	A	A	A	A	A	A	A	A	A	A	A	A	A	A		

6:45 AM	F	D	F	D	F	F	C	C	E	C	E	C	C	C	D	C	D	C	B	B
7:00 AM	F	E	F	E	F	F	D	D	F	D	F	D	D	D	F	C	F	D	D	C
7:15 AM	F	F	F	E	F	F	D	D	F	D	F	F	E	D	F	C	F	D	D	C
7:30 AM	F	F	F	E	F	F	D	D	F	D	F	D	E	D	F	C	F	D	D	C
7:45 AM	F	F	F	E	F	F	C	D	F	D	F	D	D	D	F	C	E	D	C	C
8:00 AM	F	F	F	E	F	F	D	D	F	C	F	D	D	D	F	C	E	D	D	C
8:15 AM	F	F	F	D	F	F	C	D	E	C	F	D	D	C	E	C	E	C	C	C
8:30 AM	F	F	F	D	F	D	C	C	D	C	E	C	C	C	D	B	D	C	C	B



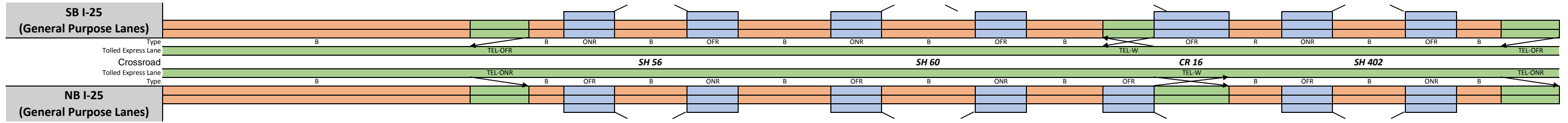
6:45 AM	E	C	E	C	E	B	C	C	E	C	E	C	D	C	F	C	E	D	D	C
7:00 AM	E	C	E	D	F	C	D	C	F	D	F	D	D	D	F	D	F	D	E	D
7:15 AM	F	D	E	D	F	C	D	C	E	D	F	D	D	D	F	D	F	D	E	D
7:30 AM	F	D	F	D	F	F	D	D	F	D	F	D	D	F	F	D	F	D	E	D
7:45 AM	F	D	E	D	F	C	C	C	E	D	F	D	D	D	F	D	F	D	E	D
8:00 AM	F	C	E	D	F	C	D	C	E	C	F	D	D	C	F	D	E	D	D	C
8:15 AM	F	D	F	D	F	C	D	C	F	D	F	D	D	D	F	D	F	D	E	D
8:30 AM	F	C	E	D	F	C	D	C	E	C	F	D	D	C	F	C	E	D	D	C

SEGMENT	52	53	54	55	56	57	58	59	60	61	62	63	64	65	66	67	68	69	70	71		
Segment Length (ft)	735	2,000		15,000	2,000	1,635	1,500	2,325	1,500	3,850	3,000	3,040	1,500	3,185	1,500	500	2,000	2,245	1,500	3,035	1,500	
Number of lanes	2	3		2	3	2	2	2	2	2	3	2	2	2	2	3	2	2	2	2	2	
Free Flow Speed (mph)	70	70		70	70	70	70	70	70	70	70	70	70	70	70	70	70	70	70	70	70	
Segment demand (vph)	3,371	4,336		3,316	4,338	3,483	3,483	2,548	3,316	3,316	4,175	3,420	3,420	2,855	3,601	3,601	4,356	3,411	3,411	3,051	3,217	
On-Ramp demand (vph)		965			1,022				768		859				746						166	
Off-Ramp demand (vph)		1,020			855		935				755		565				945		360			
Ramp-to-Ramp demand (vph)																						
Travel time per vehicle (min)	0.21	0.41		4.15	0.42	0.51	0.31	0.50	0.31	1.08	0.63	0.91	0.31	0.67	0.32	0.17	0.42	0.67	0.30	0.76	0.31	
VMTD Veh-miles (Demand)	469	1,642		9,420	1,643	1,079	989	1,122	942	2,418	2,372	1,969	972	1,722	1,023	341	1,650	1,450	969	1,754	914	
VMTV Veh-miles (Volume)	464	1,628		9,337	1,632	1,071	983	1,114	937	2,405	2,362	1,961	968	1,715	1,020	340	1,646	1,447	967	1,749	912	
VHT travel (hrs)	11.53	29.71		227.15	30.31	29.14	17.96	21.12	17.10	59.14	43.87	51.58	17.43	31.85	19.03	10.34	30.69	38.13	17.27	38.36	16.78	
VHD delay (hrs)	4.90	6.45		93.76	6.99	13.84	3.92	5.19	3.71	24.78	10.12	23.56	3.61	7.34	4.46	5.49	7.18	17.46	3.46	13.37	3.76	
Space mean speed (mph)	40	55		41	54	37	55	53	55	41	54	38	56	54	54	33	54	38	56	46	54	
Segment density (veh/mi/lane)	41	26		40	26	47	19	24	24	41	25	45	27	26	25	55	26	45	28	33	26	
Segment density (pc/mi/lane)	48	29		46	30	54	22	28	27	47	29	52	31	30	29	63	30	52	33	38	29	
Tolled Express Lane		TEL-OFR			TEL-ONR							TEL-W							TEL-OFR			
Space mean speed (mph)	70	55		70	54	69	70	70	70	70	54	70	70	70	70	70	54	70	70	70	70	
Travel time per vehicle (min)	0.12	0.41		2.44	0.42	0.27	0.24	0.38	0.24	0.63	0.63	0.49	0.24	0.52	0.24	0.08	0.42	0.37	0.24	0.49	0.24	
Volume (vph)	970	965		1,025	855	855	855	855	855	855	705	750	750	750	750	750	755	940	940	940	940	
Level of Service (LOS)	B	B		B	B	B	B	B	B	B	B	A	A	A	A	A	B	B	B	B	B	

SEGMENT	72	73	74	75	76	77	78	79	80	81	82	83	84	85	86	87	88	89	90
Segment Length (ft)	18,155	2,000	425	1,500	3,020	1,500	4,340	1,500	3,245	1,500	5,790	3,075	750	895	1,165	2,870	750	705	2,000
Number of lanes	2	3	2	2	2	2	2	2	2	2	2	3	2	2	2	2	2	2	3
Free Flow Speed (mph)	70	70	70	70	70	70	70	70	70	70	70	70	70	70	70	70	70	70	70
Segment demand (vph)	2,741	3,219	2,828	2,828	2,599	3,203	3,203	3,203	2,555	3,122	3,122	3,511	3,405	3,405	3,405	2,626	3,256	3,256	3,661
On-Ramp demand (vph)		391		229				648				404			779				292
Off-Ramp demand (vph)		478				604				567		389	298				630		405
Ramp-to-Ramp demand (vph)																			
Travel time per vehicle (min)	4.13	0.40	0.10	0.31	0.66	0.31	1.16	0.31	0.70	0.31	1.49	0.54	0.15	0.19	0.24	0.64	0.15	0.19	0.41
VMTD Veh-miles (Demand)	9,425	1,219	228	803	1,487	910	2,633	910	1,570	887	3,424	2,045	484	577	751	1,427	463	435	1,387
VMTV Veh-miles (Volume)	9,425	1,219	228	803	1,487	910	2,633	910	1,570	887	3,424	2,045	484	577	751	1,427	463	435	1,387
VHT travel (hrs)	188.52	21.62	4.67	14.66	28.73	16.42	62.19	16.60	29.97	15.98	77.66	31.46	8.62	10.64	13.85	27.87	8.35	10.56	25.05
VHD delay (hrs)	53.88	4.21	1.42	3.18	7.49	3.42	24.58	3.60	7.53	3.31	28.75	2.25	1.71	2.39	3.11	7.48	1.75	4.35	5.24
Space mean speed (mph)	50	56	49	55	52	55	42	55	52	56	44	65	56	54	54	51	55	41	55
Segment density (veh/mi/lane)	27	19	29	25	25	25	38	24	24	26	35	18	28	29	25	26	27	40	22
Segment density (pc/mi/lane)	32	22	33	28	29	28	44	27	28	30	41	20	32	34	28	29	31	45	25

Tolled Express Lane		TEL-OFR										TEL-W						TEL-OFR			
Space mean speed (mph)	70	56	70	70	70	70	70	70	70	70	70	65	70	70	70	70	69	65	55		
Travel time per vehicle (min)	2.95	0.40	0.07	0.24	0.49	0.24	0.70	0.24	0.53	0.24	0.94	0.54	0.12	0.15	0.19	0.47	0.12	0.12	0.41		
Volume (vph)	476	391	390	390	390	390	390	390	390	390	390	342	405	405	405	405	405	405	292		
Level of Service (LOS)	A	A	A	A	A	A	A	A	A	A	A	A	A	A	A	A	A	A	A		

6:45 AM	C	B	C	C	C	C	D	C	C	C	D	B	C	C	C	C	C	D	C
7:00 AM	D	C	E	D	D	D	E	C	D	D	E	B	D	D	D	D	D	E	C
7:15 AM	E	C	E	D	D	D	F	D	D	D	F	C	D	D	D	D	D	E	C
7:30 AM	D	C	E	D	D	D	F	D	D	D	E	C	D	D	C	D	D	E	C
7:45 AM	C	B	D	C	C	C	D	C	C	C	D	B	D	D	C	C	D	E	C
8:00 AM	D	C	D	D	D	D	F	D	D	D	E	C	D	D	D	E	D	F	C
8:15 AM	C	B	C	C	C	C	D	C	C	C	D	B	D	D	C	C	D	E	C
8:30 AM	C	B	C	C	C	C	D	C	C	C	D	B	C	C	C	C	C	D	C



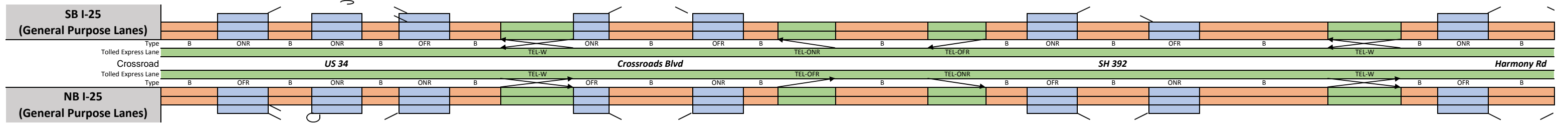
6:45 AM	D	C	D	D	D	D	F	D	E	D	F	F	D	F	D	C	C	E	C
7:00 AM	E	C	F	D	D	F	F	F	F	F	F	F	D	F	D	D	D	F	D
7:15 AM	E	C	F	D	E	F	F	F	F	F	F	F	D	F	D	D	D	F	D
7:30 AM	F	E	F	F	F	F	F	F	F	F	F	F	E	F	F	D	F	F	E
7:45 AM	E	F	F	F	F	F	F	F	F	F	F	F	D	F	D	D	D	D	F
8:00 AM	D	F	F	F	F	F	F	F	F	D	F	E	D	F	D	D	C	E	F
8:15 AM	D	F	F	F	F	F	F	F	F	F	F	F	D	F	F	D	D	D	F
8:30 AM	D	F	F	F	F	F	F	F	F	D	F	E	D	F	D	D	E	F	F

SEGMENT	72	73	74	75	76	77	78	79	80	81	82	83	84	85	86	87	88	89	90
Segment Length (ft)	18,150	2,000	500	1,500	2,890	1,500	4,225	1,500	4,255	1,500	3,160	1,500	3,095	1,610	1,500	2,930	1,500	1,095	2,000
Number of lanes	2	3	2	2	2	2	2	2	2	2	2	2	3	2	2	2	2	2	3
Free Flow Speed (mph)	70	70	70	70	70	70	70	70	70	70	70	70	70	70	70	70	70	70	70
Segment demand (vph)	3,217	4,164	3,289	3,289	3,098	3,772	3,772	3,772	3,350	4,082	4,082	4,082	4,498	3,677	3,677	2,790	3,522	3,522	4,338
On-Ramp demand (vph)		947				674				732			871				732		816
Off-Ramp demand (vph)		875		191				422				455	821		887				710
Ramp-to-Ramp demand (vph)																			
Travel time per vehicle (min)	4.71	1.06	0.23	0.71	1.74	0.54	1.61	0.59	2.36	0.33	1.26	0.31	0.67	0.50	0.31	0.64	0.32	0.28	1.05
VMTD Veh-miles (Demand)	11,058	1,577	311	934	1,696	1,072	3,018	1,072	2,700	1,160	2,443	1,160	2,637	1,121	1,045	1,548	1,001	730	1,643
VMTV Veh-miles (Volume)	11,058	1,509	296	877	1,554	994	2,763	976	2,437	1,067	2,248	1,067	2,475	1,055	983	1,450	950	694	1,545
VHT travel (hrs)	252.70	70.35	12.00	36.65	82.54	31.42	92.89	33.65	119.08	20.57	78.76	19.10	47.20	28.82	17.90	27.91	17.62	15.71	71.08
VHD delay (hrs)	94.72	96.52	7.77	24.11	60.35	17.22	53.42	19.70	84.26	5.32	46.64	3.86	11.84	13.75	3.86	7.20	4.05	5.80	62.56
Space mean speed (mph)	44	21	25	24	19	32	30	29	20	52	29	56	52	37	55	52	54	44	22
Segment density (veh/mi/lane)	37	62	63	64	75	55	58	59	74	29	66	31	28	47	29	25	26	38	63
Segment density (pc/mi/lane)	42	71	73	74	87	64	67	68	85	33	76	36	32	54	33	29	30	44	72

Tolled Express Lane		TEL-ONR										TEL-W						TEL-ONR			
Space mean speed (mph)	70	21	48	68	70	70	70	70	70	70	70	70	52	69	70	70	70	70	22		
Travel time per vehicle (min)	2.95	1.06	0.12	0.25	0.47	0.24	0.69	0.24	0.69	0.24	0.51	0.24	0.67	0.27	0.24	0.48	0.24	0.18	1.05		
Volume (vph)	940	875	875	875	875	875	875	875	875	875	875	875	690	825	825	825	825	825	710		
Level of Service (LOS)	B	E	C	B	B	B	B	B	B	B	B	B	B	B	B	B	B	B	D		

SEGMENT	91	92	93	94	95	96	97	98	99	100	101	102	103	104	105	106	107	108	109	110	111	112	113	114	
Segment Length (ft)	2,640	1,500	405	755	1,250	1,500	1,435	3,000	1,500	3,480	1,500	700	2,000	4,255	2,000	460	1,500	3,240	1,500	6,730	3,000	455	1,500	3,025	
Number of lanes	2	2	2	2	2	2	2	3	2	2	2	2	3	2	3	2	2	2	2	2	3	2	2	2	
Free Flow Speed (mph)	70	70	70	70	70	70	70	70	70	70	70	70	70	70	70	70	70	70	70	70	70	70	70	70	
Segment demand (vph)	3,369	3,369	2,758	2,758	2,131	3,180	3,180	3,472	2,817	2,173	2,832	2,832	3,487	2,746	3,487	2,840	2,840	2,118	2,712	2,712	3,358	2,836	2,836	1,857	
On-Ramp demand (vph)		611		627				655	644				741		647	2,840	722				522		979		
Off-Ramp demand (vph)						1,049		292			659		655		741				594		646				
Ramp-to-Ramp demand (vph)																									
Travel time per vehicle (min)	0.78	0.31	0.09	0.16	0.25	0.31	0.38	0.64	0.31	0.71	0.31	0.16	0.41	0.97	0.41	0.10	0.30	0.64	0.31	1.46	0.59	0.10	0.30	0.59	
VMTD Veh-miles (Demand)	1,685	957	212	394	504	903	864	1,973	800	1,432	805	375	1,321	2,213	1,321	247	807	1,300	770	3,457	1,908	244	806	1,064	
VMTV Veh-miles (Volume)	1,685	957	212	394	504	903	864	1,973	800	1,432	805	375	1,321	2,213	1,321	247	807	1,300	770	3,457	1,908	244	806	1,064	
VHT travel (hrs)	43.75	17.64	4.29	7.17	9.04	16.59	20.36	37.25	14.39	25.66	14.55	7.76	23.60	44.59	23.62	4.91	14.34	22.71	13.89	66.17	32.98	4.82	14.24	18.18	
VHD delay (hrs)	19.69	3.97	1.26	1.53	1.83	3.68	8.01	9.06	2.96	5.20	3.06	2.40	4.74	12.98	4.75	1.38	2.81	4.14	2.89	16.79	5.72	1.32	2.73	2.98	
Space mean speed (mph)	39	54	49	55	56	54	42	53	56	56	55	48	56	50	56	50	56	57	55	52	58	51	57	59	
Segment density (veh/mi/lane)	44	25	28	22	19	21	37	22	22	19	22	29	20	28	20	28	20	19	25	26	19	28	20	16	
Segment density (pc/mi/lane)	50	29	32	25	22	24	43	25	25	22	26	34	23	32	23	32	23	21	28	29	21	31	22	18	
Tolled Express Lane																									
Space mean speed (mph)	70	70	70	70	70	70	68	53	70	70	70	65	56	70	56	70	70	70	70	70	58	70	70	70	70
Travel time per vehicle (min)	0.43	0.24	0.07	0.12	0.20	0.24	0.24	0.64	0.24	0.56	0.24	0.12	0.41	0.69	0.41	0.07	0.24	0.53	0.24	1.09	0.59	0.07	0.24	0.49	
Volume (vph)	292	292	292	292	292	292	292	238	655	655	655	655	655	743	647	647	647	647	647	647	510	521	521	521	
Level of Service (LOS)	A	A	A	A	A	A	A	A	A	A	A	A	B	A	B	A	A	A	A	A	A	A	A	A	

6:45 AM	E	C	C	C	B	B	D	B	C	C	C	D	C	D	C	D	C	C	C	D	B	D	C	B
7:00 AM	E	C	D	C	C	C	E	C	C	C	C	D	C	D	C	D	C	B	C	C	B	C	B	B
7:15 AM	E	C	D	C	C	C	D	C	C	C	C	C	B	C	C	C	B	C	C	C	B	C	B	B
7:30 AM	F	C	D	C	C	C	E	C	C	C	C	D	C	D	C	D	C	C	D	D	C	D	C	B
7:45 AM	F	D	D	C	C	C	E	C	C	C	C	E	C	E	C	E	C	C	D	D	C	D	C	C
8:00 AM	F	D	E	D	D	C	F	C	C	D	C	E	C	E	C	D	C	C	D	D	B	D	C	C
8:15 AM	E	C	D	C	C	C	E	C	C	C	C	D	C	D	C	D	C	C	D	D	B	D	C	B
8:30 AM	E	C	D	C	C	C	D	C	C	C	C	D	C	D	C	D	C	C	D	D	B	D	C	C

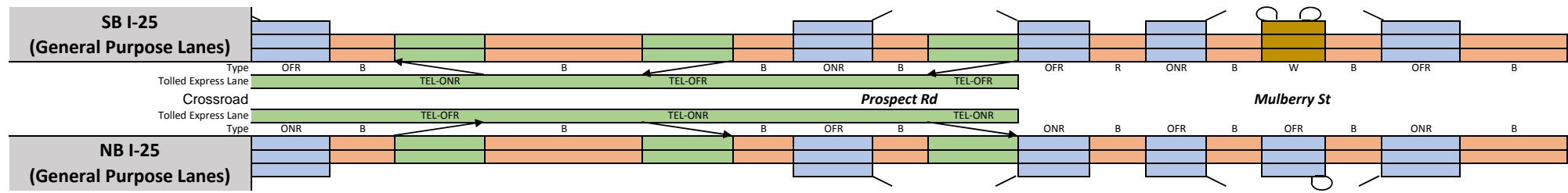


6:45 AM	E	C	C	C	E	D	F	D	D	D	C	E	C	E	C	E	D	C	C	E	C	E	D	C
7:00 AM	F	D	D	C	F	F	F	D	D	D	C	F	D	F	D	F	D	D	C	E	C	F	D	C
7:15 AM	F	C	C	F	F	F	F	D	D	D	C	E	D	E	D	F	D	D	C	E	D	F	D	C
7:30 AM	F	F	F	F	F	F	F	E	F	E	F	F	E	F	F	F	F	D	F	F	E	F	D	D
7:45 AM	F	F	F	F	F	F	F	D	D	D	C	F	D	F	F	F	E	D	D	D	F	F	D	D
8:00 AM	F	F	F	F	F	D	F	D	D	D	C	E	C	E	F	F	D	D	D	F	C	F	D	C
8:15 AM	F	F	F	F	F	F	F	D	F	D	C	F	D	F	D	F	F	E	D	F	C	F	D	D
8:30 AM	F	F	F	F	F	D	F	D	D	D	C	F	C	E	C	F	D	D	C	E	C	F	D	C

SEGMENT	91	92	93	94	95	96	97	98	99	100	101	102	103	104	105	106	107	108	109	110	111	112	113	114
Segment Length (ft)	1,925	1,500	1,050	1,500	600	1,500	1,545	3,000	540	3,680	1,500	500	2,000	4,255	2,000	900	1,500	2,900	1,500	6,630	3,000	600	1,500	2,565
Number of lanes	2	2	2	2	2	2	2	3	2	2	2	2	3	2	3	2	2	2	2	2	3	2	2	2
Free Flow Speed (mph)	70	70	70	70	70	70	70	70	70	70	70	70	70	70	70	70	70	70	70	70	70	70	70	70
Segment demand (vph)	3,628	3,628	2,659	3,368	3,368	4,042	4,042	4,757	3,794	2,944	3,548	3,548	4,508	3,498	4,511	3,641	3,641	2,764	3,437	3,437	4,307	3,625	3,625	2,500
On-Ramp demand (vph)				709		674		715			604		960		1,013						870			
Off-Ramp demand (vph)		969						963	850				1,010		870		877				682		1,125	
Ramp-to-Ramp demand (vph)																								
Travel time per vehicle (min)	0.79	0.60	0.79	0.75	0.32	0.33	0.62	0.68	0.11	0.84	0.31	0.15	0.42	1.44	0.83	0.33	0.31	0.66	0.32	2.04	0.70	0.21	0.31	0.55
VMTD Veh-miles (Demand)	1,323	1,031	529	957	383	1,148	1,183	2,703	388	2,052	1,008	336	1,708	2,819	1,709	621	1,034	1,518	976	4,316	2,447	412	1,030	1,214
VMTV Veh-miles (Volume)	1,228	950	478	877	350	1,067	1,099	2,541	365	1,933	959	320	1,643	2,819	1,709	621	1,034	1,518	976	4,316	2,447	412	1,030	1,214
VHT travel (hrs)	44.25	33.42	31.84	38.53	16.60	20.46	38.51	50.71	6.64	38.76	17.55	8.37	30.16	83.89	62.49	19.84	18.86	30.35	18.09	116.78	50.49	12.96	18.96	22.95
VHD delay (hrs)	26.71	19.85	25.01	26.01	11.60	5.22	22.80	14.42	1.42	11.15	3.85	3.80	6.69	43.62	38.08	10.97	4.09	8.66	4.14	55.13	15.53	7.08	4.25	5.60
Space mean speed (mph)	28	28	15	23	21	52	29	50	55	50	55	38	54	34	27	31	55	50	54	37	48	32	54	53
Segment density (veh/mi/lane)	61	57	80	68	73	28	66	31	29	28	24	44	27	52	55	58	30	28	25	47	29	57	29	24
Segment density (pc/mi/lane)	70	65	92	78	84	32	76	36	34	32	27	51	31	60	63	67	34	32	29	53	34	66	33	27
Tolled Express Lane																								
Space mean speed (mph)	68	70	70	70	70	70	70	50	62	70	70	70	54	70	27	60	69	70	70	70	48	62	69	70
Travel time per vehicle (min)	0.32	0.24	0.17	0.24	0.10	0.24	0.25	0.68	0.10	0.60	0.24	0.08	0.42	0.69	0.83	0.17	0.25	0.47	0.24	1.08	0.70	0.11	0.25	0.42
Volume (vph)	710	710	710	710	710	710	710	550	965	965	965	965	960	1,015	870	870	870	870	870	870	670	685	685	685
Level of Service (LOS)	A	A	A	A	A	A	A	A	B	B	B	B	B	B	D	B	B	B	B	B	B	B	A	A

SEGMENT	115	116	117	118	119	120	121	122	123	124	125	126	127	128	129	130	131			
Segment Length (ft)	1,500	500	2,000	4,840	2,000	500	1,500	535	2,000	775	715	1,160	700	420	750	1,500	2,700	276,955		
Number of lanes	2	2	3	2	3	2	2	2	3	2	2	2	2	3	2	2	2			
Free Flow Speed (mph)	70	70	70	70	70	70	70	70	70	70	70	70	70	70	70	70	70			
Segment demand (vph)	2,761	2,761	3,282	2,721	3,282	2,855	2,855	2,018	2,445	2,635	2,635	2,635	2,119	2,162	1,236	1,839	1,839			
On-Ramp demand (vph)			561		427		837					516		926						
Off-Ramp demand (vph)	904		521		561				427	190				43		603				
Ramp-to-Ramp demand (vph)																				
Travel time per vehicle (min)	0.31	0.11	0.40	1.07	0.41	0.11	0.31	0.11	0.41	0.16	0.14	0.23	0.14	0.09	0.14	0.31	0.53	76.24		
VMTD Veh-miles (Demand)	784	261	1,243	2,494	1,243	270	811	204	926	387	357	579	281	172	176	522	940	206,699		
VMTV Veh-miles (Volume)	784	261	1,243	2,494	1,243	270	811	204	926	387	357	579	281	172	176	522	940	187,001		
VHT travel (hrs)	14.32	5.12	21.91	48.33	22.24	5.42	14.65	3.55	16.67	6.87	6.34	10.18	4.85	3.40	2.91	9.42	16.23	4,624.81		
VHD delay (hrs)	3.12	1.38	4.15	12.70	4.48	1.56	3.07	0.63	3.44	1.34	1.24	1.91	0.84	0.94	0.40	1.96	2.80	4,699.47		
Space mean speed (mph)	55	51	57	52	56	50	55	58	56	56	56	57	58	51	60	55	58	40		
Segment density (veh/mi/lane)	21	27	19	26	19	29	23	18	14	20	24	19	18	14	10	15	16	36		
Segment density (pc/mi/lane)	24	30	21	30	22	32	26	20	16	22	27	21	20	15	12	18	18	42		
Tolled Express Lane	TEL-ONR			TEL-OFR				TEL-OFR			GP	GP	GP	GP	GP	GP	GP	GP	GP	TEL
Space mean speed (mph)	69	64	57	70	56	70	69	64	56	56	56	57	58	51	60	55	58	61		
Travel time per vehicle (min)	0.25	0.09	0.40	0.79	0.41	0.08	0.25	0.10	0.41	0.16	0.14	0.23	0.14	0.09	0.14	0.31	0.53	50.82		
Volume (vph)	521	521	521	561	427	427	427	427	-	-	-	-	-	-	-	-	-	25.41		
Level of Service (LOS)	A	A	A	A	A	A	A	A												

6:45 AM	B	C	B	C	B	C	C	B	B	B	B	B	B	B	A	B	B
7:00 AM	C	D	B	C	B	D	C	B	B	B	B	B	B	B	A	B	B
7:15 AM	B	C	B	C	B	C	C	B	B	B	B	B	B	B	A	B	B
7:30 AM	C	D	B	C	B	D	C	B	B	C	C	B	B	B	A	B	B
7:45 AM	C	E	C	D	C	E	D	C	B	C	C	C	C	B	B	B	C
8:00 AM	C	E	C	D	C	E	D	C	B	C	C	C	C	B	B	C	C
8:15 AM	C	D	C	D	C	D	C	C	B	C	C	C	C	B	B	B	B
8:30 AM	C	D	C	D	C	D	C	C	B	C	C	C	C	B	B	B	C

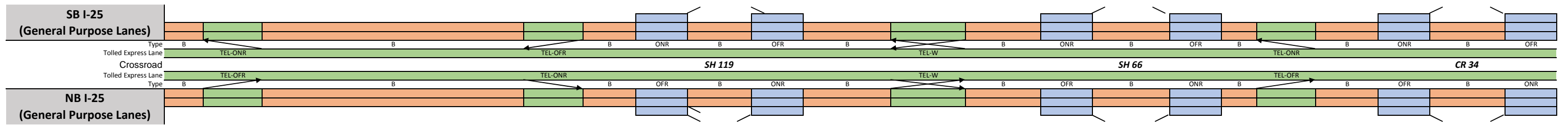


6:45 AM	C	C	B	C	B	D	B	C	B	B	D	C	B	B	A	A	A
7:00 AM	C	D	C	D	C	D	B	C	B	B	D	C	B	B	A	A	B
7:15 AM	C	D	C	D	C	D	B	C	B	B	D	C	B	B	A	A	B
7:30 AM	C	E	D	E	D	F	C	D	C	C	F	D	C	C	B	B	C
7:45 AM	C	E	C	E	C	E	B	C	B	C	E	D	C	C	B	B	B
8:00 AM	C	D	C	D	C	D	B	C	B	B	D	C	B	B	A	A	B
8:15 AM	C	E	C	E	C	E	B	C	B	C	E	D	C	B	B	B	B
8:30 AM	C	D	C	D	C	D	B	C	B	C	D	C	C	B	A	A	B

SEGMENT	115	116	117	118	119	120	121	122	123	124	125	126	127	128	129	130	131		
Segment Length (ft)	1,500	900	2,000	4,840	2,000	740	1,500	525	2,000	1,165	570	750	510	840	550	1,500	2,700	277,130	
Number of lanes	2	2	3	2	3	2	2	2	3	2	2	2	2	2	2	2	2		
Free Flow Speed (mph)	70	70	70	70	70	70	70	70	70	70	70	70	70	70	70	70	70		
Segment demand (vph)	2,875	2,875	3,555	2,861	3,557	3,002	3,002	2,232	2,791	2,975	2,975	2,975	2,145	2,145	1,322	1,644	1,644		
On-Ramp demand (vph)	375		680		696				559	184						322			
Off-Ramp demand (vph)			694		555		770					830		823					
Ramp-to-Ramp demand (vph)																			
Travel time per vehicle (min)	0.31	0.21	0.40	1.15	0.41	0.19	0.31	0.11	0.42	0.24	0.13	0.16	0.10	0.19	0.10	0.29	0.51	84.70	
VMTD Veh-miles (Demand)	817	490	1,347	2,623	1,347	421	853	222	1,057	656	321	423	207	341	138	467	841	197,802	
VMTV Veh-miles (Volume)	817	490	1,346	2,622	1,347	421	853	222	1,057	656	321	423	207	341	138	467	841	191,585	
VHT travel (hrs)	14.63	10.23	23.86	54.76	24.35	9.31	15.49	4.03	19.57	11.68	6.67	7.69	3.65	6.82	2.27	8.04	14.09	5,155.69	
VHD delay (hrs)	2.97	3.23	4.62	17.29	5.11	3.30	3.30	0.86	4.46	2.30	2.08	1.65	0.69	1.95	0.30	1.37	2.08	2,453.93	
Space mean speed (mph)	56	48	56	48	55	45	55	55	54	56	48	55	57	50	61	58	60	37	
Segment density (veh/mi/lane)	22	30	20	30	21	33	14	20	17	20	31	25	19	15	11	10	14	40	
Segment density (pc/mi/lane)	25	35	24	34	24	38	17	23	19	23	35	28	21	17	12	11	15	46	
Tolled Express Lane	TEL-OFR			TEL-ONR				TEL-ONR			GP	GP	GP	GP	GP	GP	GP	GP	TEL
Space mean speed (mph)	70	70	56	70	55	66	70	70	54	56	48	55	57	50	61	58	60	62	
Travel time per vehicle (min)	0.24	0.15	0.40	0.79	0.41	0.13	0.24	0.09	0.42	0.24	0.13	0.16	0.10	0.19	0.10	0.29	0.51	52.28	
Volume (vph)	685	685	680	700	555	555	555	555	-	-	-	-	-	-	-	-	-	32.43	
Level of Service (LOS)	A	A	B	A	A	A	A	A											

SEGMENT	52	53	54	55	56	57	58	59	60	61	62	63	64	65	66	67	68	69	70	71	
Segment Length (ft)	400	2,000		14,995	2,000	745	750	4,315	1,500	3,500	3,000	3,240	1,500	2,995	1,500	490	2,000	2,280	1,500	2,995	1,500
Number of lanes	2	3		2	3	2	2	2	2	2	3	2	2	2	2	3	2	2	2	2	2
Free Flow Speed (mph)	70	70		70	70	70	70	70	70	70	70	70	70	70	70	70	70	70	70	70	70
Segment demand (vph)	2,808	3,345		2,783	3,346	2,952	2,952	1,930	2,451	2,451	2,847	2,478	2,478	1,978	2,489	2,489	2,857	2,404	2,404	2,223	2,359
On-Ramp demand (vph)		562			394			1,022			369		500				453			181	
Off-Ramp demand (vph)		537			563				521		396					511					136
Ramp-to-Ramp demand (vph)																					
Travel time per vehicle (min)	0.09	0.40		3.45	0.41	0.18	0.15	0.85	0.31	0.74	0.60	0.69	0.30	0.59	0.31	0.10	0.40	0.48	0.30	0.61	0.30
VMTD Veh-miles (Demand)	213	1,267		7,904	1,267	417	419	1,577	696	1,625	1,618	1,521	704	1,122	707	231	1,082	1,038	683	1,261	670
VMTV Veh-miles (Volume)	213	1,267		7,904	1,267	417	419	1,577	696	1,625	1,618	1,521	704	1,122	707	231	1,082	1,038	683	1,261	670
VHT travel (hrs)	4.34	22.34		160.01	22.86	8.92	7.49	27.35	12.52	30.31	28.60	28.50	12.31	19.55	12.71	4.34	18.96	19.20	12.04	22.65	11.87
VHD delay (hrs)	1.30	4.24		47.10	4.75	2.97	1.49	4.82	2.57	7.10	5.50	6.77	2.25	3.53	2.61	1.04	3.50	4.37	2.29	4.64	2.30
Space mean speed (mph)	49	57		49	55	47	56	58	56	54	57	53	57	57	56	53	57	54	57	56	56
Segment density (veh/mi/lane)	29	19		28	20	32	21	17	19	23	17	23	17	17	20	23	16	22	18	20	19
Segment density (pc/mi/lane)	33	22		32	23	36	24	19	22	26	19	27	20	20	23	27	19	26	21	23	22
Tolled Express Lane	TEL-ONR		TEL-OFR				TEL-W				TEL-ONR										
Space mean speed (mph)	63	57		70	55	70	70	70	70	70	57	70	70	70	69	64	57	70	70	70	70
Travel time per vehicle (min)	0.07	0.40		2.43	0.41	0.12	0.12	0.70	0.24	0.57	0.60	0.53	0.24	0.49	0.25	0.09	0.40	0.37	0.24	0.49	0.24
Volume (vph)	537	537		563	394	397	397	397	397	397	308	368	368	368	368	368	368	455	455	455	455
Level of Service (LOS)	A	A		A	A	A	A	A	A	A	A	A	A	A	A	A	A	A	A	A	A

4:30 PM	D	B		D	C	D	C	B	C	C	B	C	B	C	C	B	C	B	C	C	B
4:45 PM	D	C		D	C	E	C	C	D	D	B	D	B	C	D	B	C	C	C	C	C
5:00 PM	D	B		D	B	D	C	B	C	C	B	C	B	C	D	B	C	C	C	C	C
5:15 PM	E	C		E	C	E	C	C	D	D	B	D	C	C	D	B	D	C	C	C	C
5:30 PM	D	C		D	C	E	C	C	D	D	B	C	B	B	C	C	B	C	B	C	C
5:45 PM	E	C		E	C	E	C	C	D	D	B	D	C	C	D	B	C	C	C	C	C
6:00 PM	D	C		D	C	E	C	B	C	C	B	C	B	B	C	C	B	C	C	C	B
6:15 PM	D	C		D	C	D	C	B	B	C	B	C	B	B	C	B	C	B	B	B	B



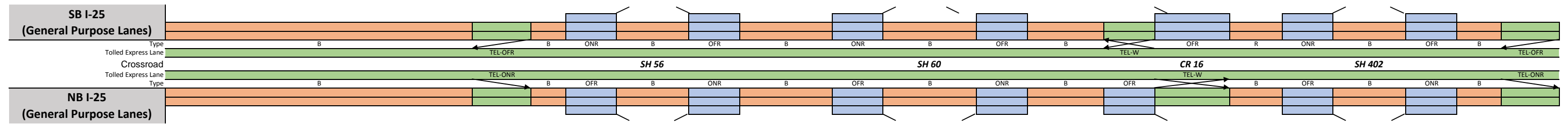
4:30 PM	D	C		D	C	E	B	C	C	D	C	D	C	C	D	B	D	C	C	C	C
4:45 PM	E	C		E	C	F	C	C	C	E	C	E	C	D	C	E	C	D	C	D	C
5:00 PM	E	C		E	C	F	C	C	C	E	C	E	D	D	C	E	C	E	D	D	C
5:15 PM	E	C		E	C	F	C	C	C	E	C	F	D	D	C	E	C	E	D	D	C
5:30 PM	F	C		F	D	F	C	C	C	E	C	F	D	D	C	E	C	E	D	D	C
5:45 PM	F	D		F	D	F	F	D	C	F	D	F	D	D	C	E	C	E	D	D	C
6:00 PM	F	D		F	D	F	C	C	C	F	C	F	D	D	C	F	C	E	D	D	C
6:15 PM	F	C		F	D	F	C	C	C	F	C	F	D	D	C	E	C	E	D	D	C

SEGMENT	52	53	54	55	56	57	58	59	60	61	62	63	64	65	66	67	68	69	70	71	
Segment Length (ft)	735	2,000		15,000	2,000	1,635	1,500	2,325	1,500	3,850	3,000	3,040	1,500	3,185	1,500	500	2,000	2,245	1,500	3,035	1,500
Number of lanes	2	3		2	3	2	2	2	2	2	3	2	2	2	2	3	2	2	2	2	2
Free Flow Speed (mph)	70	70		70	70	70	70	70	70	70	70	70	70	70	70	70	70	70	70	70	70
Segment demand (vph)	3,346	4,126		3,313	4,128	3,543	3,543	2,418	3,233	3,233	3,812	3,368	3,368	2,717	3,143	3,143	3,583	3,079	3,079	2,768	2,877
On-Ramp demand (vph)		780			815				815		579				426						109
Off-Ramp demand (vph)		813			585			1,125			444		651				504				
Ramp-to-Ramp demand (vph)																					
Travel time per vehicle (min)	0.20	0.41		4.08	0.42	0.52	0.31	0.49	0.31	1.02	0.62	0.87	0.31	0.71	0.31	0.13	0.41	0.56	0.30	0.69	0.31
VMTD Veh-miles (Demand)	466	1,563		9,412	1,564	1,097	1,007	1,065	918	2,357	2,166	1,939	957	1,639	893	298	1,357	1,309	875	1,591	817
VMTV Veh-miles (Volume)	456	1,536		9,246	1,542	1,081	992	1,049	908	2,332	2,146	1,921	948	1,624	886	295	1,348	1,300	868	1,579	812
VHT travel (hrs)	11.02	27.77		221.58	28.72	30.00	18.26	19.32	16.44	54.27	39.30	48.15	17.13	31.82	15.87	6.62	24.08	28.46	15.49	31.41	14.63
VHD delay (hrs)	4.51	5.83		89.49	6.70	14.55	4.09	4.33	3.47	20.96	8.64	20.71	3.59	8.62	3.22	2.41	4.83	9.89	3.08	8.85	3.03
Space mean speed (mph)	41	55		42	54	36	54	54	55	43	55	40	55	51	56	45	56	46	56	50	55
Segment density (veh/mi/lane)	40	24		39	25	48	20	22	23	37	23	42	26	26	22	35	21	33	25	27	23
Segment density (pc/mi/lane)	46	28		45	29	56	23	25	26	43	26	48	30	30	25	40	24	38	29	31	26
Tolled Express Lane	TEL-OFR		TEL-ONR				TEL-W				TEL-OFR										
Space mean speed (mph)	70	55		70	54	69	70	70	70	70	55	70	70	70	70	70	56	70	70	70	70
Travel time per vehicle (min)	0.12	0.41		2.44	0.42	0.27	0.24	0.38	0.24	0.63	0.62	0.49	0.24	0.52	0.24	0.08	0.41	0.37	0.24	0.49	0.24
Volume (vph)	775	780		815	585	585	585	585	585	585	420	440	440	440	440	440	440	510	510	510	510
Level of Service (LOS)	B	B		B	A	A	A	A	A	A	A	A	A	A	A	A	A	A	A	A	A

SEGMENT	72	73	74	75	76	77	78	79	80	81	82	83	84	85	86	87	88	89	90
Segment Length (ft)	18,155	2,000	425	1,500	3,020	1,500	4,340	1,500	3,245	1,500	5,790	3,075	750	895	1,165	2,870	750	705	2,000
Number of lanes	2	3	2	2	2	2	2	2	2	2	2	3	2	2	2	2	2	2	3
Free Flow Speed (mph)	70	70	70	70	70	70	70	70	70	70	70	70	70	70	70	70	70	70	70
Segment demand (vph)	2,359	2,814	2,381	2,381	2,179	2,819	2,819	2,819	2,627	3,009	3,009	3,439	3,547	3,547	3,547	2,933	3,695	3,695	4,362
On-Ramp demand (vph)		433		202				192				667			614				599
Off-Ramp demand (vph)		455				640				382		430	775				762		667
Ramp-to-Ramp demand (vph)																			
Travel time per vehicle (min)	3.78	0.39	0.09	0.31	0.61	0.31	1.00	0.30	0.71	0.30	1.42	0.65	0.15	0.19	0.25	0.68	0.15	0.26	0.40
VMTD Veh-miles (Demand)	8,111	1,066	192	676	1,246	801	2,317	801	1,615	855	3,300	2,003	504	601	783	1,594	525	493	1,652
VMTV Veh-miles (Volume)	8,111	1,064	191	675	1,243	799	2,311	799	1,610	852	3,291	1,997	502	599	780	1,588	523	491	1,645
VHT travel (hrs)	148.74	18.43	3.51	12.11	22.16	14.43	46.79	14.24	31.07	15.25	70.81	36.95	9.12	11.16	14.53	33.10	9.49	15.84	28.92
VHD delay (hrs)	32.87	3.23	0.78	2.46	4.40	3.02	13.77	2.83	8.07	3.07	23.80	8.42	1.95	2.60	3.39	10.42	2.02	8.82	5.41
Space mean speed (mph)	55	58	54	56	56	55	49	56	52	56	46	54	55	54	54	48	55	31	57
Segment density (veh/mi/lane)	22	16	22	21	19	21	28	21	25	25	32	21	29	32	26	30	31	59	25
Segment density (pc/mi/lane)	25	18	25	24	22	25	33	24	29	29	37	24	33	37	30	35	35	68	29

Tolled Express Lane		TEL-OFR										TEL-W						TEL-OFR			
Space mean speed (mph)	70	58	70	70	70	70	70	70	70	70	70	70	54	70	70	70	70	69	66	57	
Travel time per vehicle (min)	2.95	0.39	0.07	0.24	0.49	0.24	0.70	0.24	0.53	0.24	0.94	0.65	0.12	0.15	0.19	0.47	0.12	0.12	0.40		
Volume (vph)	455	433	431	431	431	431	431	431	431	431	431	376	668	668	668	668	668	668	599		
Level of Service (LOS)	A	A	A	A	A	A	A	A	A	A	A	A	A	A	A	A	A	A	A		

4:30 PM	C	B	C	C	C	C	D	C	D	C	D	C	D	D	C	D	D	F	C
4:45 PM	C	B	C	C	C	C	D	C	D	C	D	C	D	D	D	D	D	F	C
5:00 PM	C	B	C	C	C	C	D	C	D	D	E	C	D	D	D	D	E	F	D
5:15 PM	D	B	D	C	C	C	D	C	D	D	E	C	D	D	D	D	F	F	D
5:30 PM	C	B	C	C	C	C	D	C	D	D	E	C	D	D	D	E	E	F	C
5:45 PM	C	B	C	C	C	C	D	C	D	D	E	C	D	D	D	E	E	F	D
6:00 PM	C	B	C	C	C	C	D	C	D	C	D	C	D	D	D	D	E	F	D
6:15 PM	C	B	C	C	B	C	D	C	C	C	D	C	D	D	C	D	D	F	D



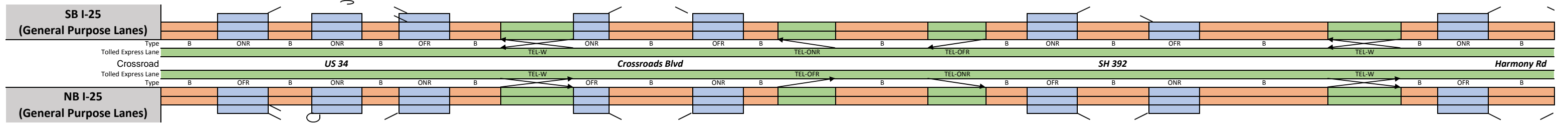
4:30 PM	C	B	D	C	C	C	D	C	C	C	D	C	B	D	C	C	C	D	C
4:45 PM	D	C	D	D	D	C	E	C	D	C	E	D	B	D	C	C	C	E	C
5:00 PM	D	C	D	D	D	C	E	D	D	C	E	D	B	D	C	C	C	D	C
5:15 PM	D	C	D	D	D	C	E	D	D	C	E	D	B	D	C	C	C	E	C
5:30 PM	D	C	D	D	D	C	E	D	D	C	E	D	B	D	C	C	C	D	C
5:45 PM	E	C	E	D	D	D	E	D	E	D	F	D	B	E	D	D	D	E	C
6:00 PM	E	C	E	D	D	D	E	D	D	C	E	D	B	D	C	D	C	E	C
6:15 PM	E	C	E	D	D	C	E	D	D	C	E	D	B	D	C	C	C	D	C

SEGMENT	72	73	74	75	76	77	78	79	80	81	82	83	84	85	86	87	88	89	90
Segment Length (ft)	18,150	2,000	500	1,500	2,890	1,500	4,225	1,500	4,255	1,500	3,160	1,500	3,095	1,610	1,500	2,930	1,500	1,095	2,000
Number of lanes	2	3	2	2	2	2	2	2	2	2	2	2	3	2	2	2	2	2	3
Free Flow Speed (mph)	70	70	70	70	70	70	70	70	70	70	70	70	70	70	70	70	70	70	70
Segment demand (vph)	2,877	3,386	2,956	2,956	2,683	3,050	3,050	3,050	2,832	3,124	3,124	3,124	3,222	2,830	2,830	2,434	3,016	3,016	3,403
On-Ramp demand (vph)		509				367				292			434				582		387
Off-Ramp demand (vph)		430		273				218				336	392		396				320
Ramp-to-Ramp demand (vph)																			
Travel time per vehicle (min)	4.26	0.40	0.12	0.30	0.64	0.31	1.05	0.30	0.98	0.31	0.81	0.30	0.54	0.37	0.31	0.62	0.31	0.27	0.40
VMTD Veh-miles (Demand)	9,890	1,283	280	840	1,469	866	2,441	866	2,282	888	1,870	888	1,889	863	804	1,351	857	625	1,289
VMTV Veh-miles (Volume)	9,890	1,283	280	840	1,469	866	2,441	866	2,282	888	1,870	888	1,889	863	804	1,351	857	625	1,289
VHT travel (hrs)	204.43	22.83	5.94	14.96	28.78	15.78	53.53	15.40	46.49	16.13	42.18	15.84	29.06	17.56	14.39	25.11	15.52	13.56	22.92
VHD delay (hrs)	63.15	4.51	1.94	2.96	7.80	3.41	18.67	3.02	13.89	3.45	15.47	3.17	2.08	5.23	2.90	5.81	3.28	4.62	4.51
Space mean speed (mph)	48	56	47	56	51	55	46	56	49	55	44	56	65	49	56	54	55	46	56
Segment density (veh/mi/lane)	30	20	31	26	26	24	33	25	29	24	35	26	16	29	23	23	23	33	20
Segment density (pc/mi/lane)	34	23	36	30	30	28	38	29	33	27	41	30	19	33	27	26	27	38	23

Tolled Express Lane		TEL-ONR										TEL-W						TEL-ONR			
Space mean speed (mph)	70	56	64	69	70	70	70	70	70	70	70	70	65	70	70	70	70	70	70	56	
Travel time per vehicle (min)	2.95	0.40	0.09	0.25	0.47	0.24	0.69	0.24	0.69	0.24	0.51	0.24	0.54	0.26	0.24	0.48	0.24	0.18	0.40		
Volume (vph)	510	430	430	430	430	430	430	430	430	430	430	430	360	390	390	390	390	390	320		
Level of Service (LOS)	A	A	A	A	A	A	A	A	A	A	A	A	A	A	A	A	A	A	A		

SEGMENT	91	92	93	94	95	96	97	98	99	100	101	102	103	104	105	106	107	108	109	110	111	112	113	114																								
Segment Length (ft)	2,640	1,500	405	755	1,250	1,500	1,435	3,000	1,500	3,480	1,500	700	2,000	4,255	2,000	460	1,500	3,240	1,500	6,730	3,000	455	1,500	3,025																								
Number of lanes	2	2	2	2	2	2	2	3	2	2	2	2	3	2	3	2	2	2	2	2	3	2	2	2																								
Free Flow Speed (mph)	70	70	70	70	70	70	70	70	70	70	70	70	70	70	70	70	70	70	70	70	70	70	70	70																								
Segment demand (vph)	3,763	3,763	3,106	3,106	2,715	3,611	3,611	4,211	3,408	2,603	3,573	3,573	4,366	3,441	4,367	3,528	3,528	2,839	3,652	3,652	4,488	3,855	3,855	2,448																								
On-Ramp demand (vph)		657		391				803	805				925		839	3,528	689				633		1,407																									
Off-Ramp demand (vph)						896		600			970		793		926				813		836																											
Ramp-to-Ramp demand (vph)																																																
Travel time per vehicle (min)	1.04	0.33	0.17	0.28	0.23	0.31	0.51	0.62	0.32	0.76	0.31	0.23	0.40	1.28	0.42	0.13	0.32	0.72	0.31	2.13	0.59	0.17	0.32	0.63																								
VMTD Veh-miles (Demand)	1,882	1,069	238	444	643	1,026	981	2,393	968	1,716	1,015	474	1,654	2,773	1,654	307	1,002	1,742	1,038	4,655	2,550	332	1,095	1,403																								
VMTV Veh-miles (Volume)	1,872	1,064	237	443	643	1,026	982	2,394	969	1,717	1,016	474	1,655	2,773	1,640	304	992	1,720	1,024	4,596	2,516	327	1,078	1,403																								
VHT travel (hrs)	64.73	20.36	8.97	14.37	10.40	18.73	30.44	43.22	18.06	32.94	18.59	13.88	29.33	73.51	30.10	7.85	18.35	33.78	18.62	127.88	43.62	10.72	20.54	25.65																								
VHD delay (hrs)	37.99	5.17	5.58	8.04	1.21	4.07	16.42	9.02	4.22	8.42	4.08	7.11	5.69	33.90	6.67	3.51	4.18	9.21	3.99	62.23	7.68	6.05	54.99	5.62																								
Space mean speed (mph)	29	52	26	31	62	55	32	55	54	52	55	34	56	38	54	39	54	51	55	36	58	31	52	55																								
Segment density (veh/mi/lane)	65	28	58	49	22	24	56	25	27	25	29	52	25	46	26	45	25	28	33	50	26	62	27	22																								
Segment density (pc/mi/lane)	74	32	67	57	25	28	64	29	30	29	33	60	29	52	30	51	29	31	37	57	29	71	31	25																								
Tolled Express Lane	<table border="0" style="width:100%; text-align:center;"> <tr> <td colspan="7">TEL-W</td> <td colspan="7">TEL-ONR</td> <td colspan="7">TEL-OFR</td> <td colspan="3">TEL-W</td> </tr> </table>																								TEL-W							TEL-ONR							TEL-OFR							TEL-W		
TEL-W							TEL-ONR							TEL-OFR							TEL-W																											
Space mean speed (mph)	70	70	70	70	70	70	69	55	70	70	70	66	56	70	54	70	70	70	70	70	58	70	70	70																								
Travel time per vehicle (min)	0.43	0.24	0.07	0.12	0.20	0.24	0.24	0.62	0.24	0.56	0.24	0.12	0.40	0.69	0.42	0.07	0.24	0.53	0.24	1.09	0.59	0.07	0.24	0.49																								
Volume (vph)	598	598	598	598	598	598	598	535	793	793	793	793	793	924	839	836	836	836	836	836	619	627	627	627																								
Level of Service (LOS)	A	A	A	A	A	A	A	A	B	B	B	B	B	B	B	B	B	B	B	B	A	A	A	A																								

4:30 PM	F	D	D	C	D	C	F	C	D	C	D	F	D	F	D	D	D	D	E	F	C	F	D	C
4:45 PM	F	D	E	C	D	C	F	C	D	D	F	F	D	F	D	D	D	D	E	F	C	F	F	C
5:00 PM	F	D	D	C	D	C	F	C	D	D	D	F	C	F	D	D	D	D	E	F	C	F	D	C
5:15 PM	F	F	F	C	C	C	F	D	D	D	D	F	D	F	D	D	D	D	E	F	C	F	F	C
5:30 PM	F	F	F	F	C	F	F	D	D	D	D	F	D	F	D	D	D	D	E	F	D	F	F	C
5:45 PM	F	D	F	F	C	D	F	C	D	D	D	F	D	F	D	D	D	D	E	F	D	F	F	D
6:00 PM	F	D	F	E	D	C	F	D	D	D	D	F	D	F	D	D	D	D	E	F	D	F	F	D
6:15 PM	F	D	D	C	C	C	F	D	D	C	D	F	D	F	D	E	C	D	F	F	D	F	F	D

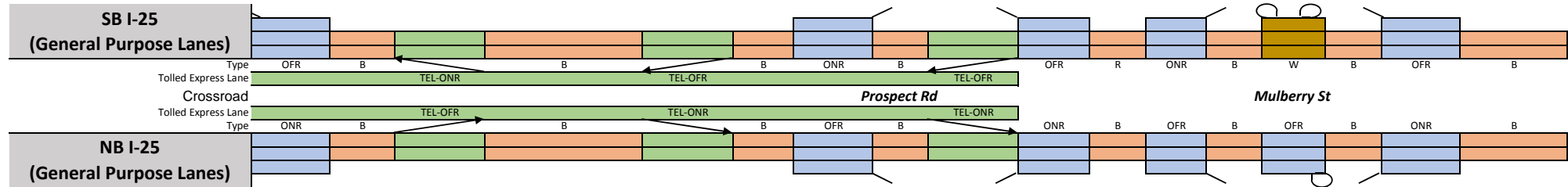


4:30 PM	D	B	B	B	C	C	E	C	D	C	C	E	C	E	C	D	D	C	E	E	B	E	C	C
4:45 PM	E	C	C	B	D	C	E	C	D	D	C	F	C	E	C	F	D	D	C	E	C	E	D	C
5:00 PM	E	C	C	B	D	D	F	C	D	D	C	F	C	E	C	F	D	D	C	E	C	E	D	C
5:15 PM	E	C	C	B	D	D	F	C	D	D	C	F	C	E	C	F	D	D	C	E	C	E	D	C
5:30 PM	E	C	C	B	D	C	E	C	D	C	C	E	C	E	C	E	D	D	C	E	C	E	D	C
5:45 PM	F	C	C	C	D	D	F	C	D	D	D	F	C	F	C	F	D	D	D	F	C	F	D	C
6:00 PM	E	C	C	B	D	D	F	C	D	D	F	F	D	F	D	F	D	E	D	F	C	F	D	C
6:15 PM	D	B	C	B	C	C	F	C	D	C	C	E	C	E	C	E	D	D	C	E	B	E	C	B

SEGMENT	91	92	93	94	95	96	97	98	99	100	101	102	103	104	105	106	107	108	109	110	111	112	113	114																								
Segment Length (ft)	1,925	1,500	1,050	1,500	600	1,500	1,545	3,000	540	3,680	1,500	500	2,000	4,255	2,000	900	1,500	2,900	1,500	6,630	3,000	600	1,500	2,565																								
Number of lanes	2	2	2	2	2	2	2	3	2	2	2	2	3	2	3	2	2	2	2	2	3	2	2	2																								
Free Flow Speed (mph)	70	70	70	70	70	70	70	70	70	70	70	70	70	70	70	70	70	70	70	70	70	70	70	70																								
Segment demand (vph)	3,083	3,083	2,195	2,585	2,585	3,370	3,370	3,686	3,319	2,563	3,396	3,396	3,766	3,332	3,767	3,377	3,377	2,670	3,145	3,145	3,530	3,227	3,227	2,020																								
On-Ramp demand (vph)				390		785		316			833		370		435						385																											
Off-Ramp demand (vph)		888						367	756				434		390		707				303		1,207																									
Ramp-to-Ramp demand (vph)																																																
Travel time per vehicle (min)	0.49	0.31	0.21	0.30	0.13	0.31	0.45	0.63	0.11	0.80	0.31	0.15	0.41	1.22	0.41	0.27	0.31	0.65	0.31	1.73	0.52	0.16	0.31	0.51																								
VMTD Veh-miles (Demand)	1,124	876	437	734	294	957	986	2,094	339	1,786	965	322	1,427	2,685	1,427	576	959	1,466	893	3,949	2,006	367	917	981																								
VMTV Veh-miles (Volume)	1,124	876	437	734	294	957	986	2,094	339	1,786	965	322	1,427	2,685	1,427	576	959	1,466	893	3,949	2,006	367	917	981																								
VHT travel (hrs)	25.01	15.98	7.81	13.07	5.63	17.64	25.38	38.60	6.16	34.12	17.67	8.50	25.66	68.02	25.60	15.01	17.38	28.72	16.18	90.88	30.86	8.81	16.94	17.25																								
VHD delay (hrs)	8.95	3.47	1.57	2.58	1.44	3.96	11.29	8.69	1.31	8.60	3.89	3.90	5.28	29.66	5.22	6.78	3.67	7.77	3.42	34.46	2.21	3.57	3.84	3.23																								
Space mean speed (mph)	45	55	56	56	52	54	39	54	55	52	55	38	56	39	56	38	55	51	55	43	65	42	54	57																								
Segment density (veh/mi/lane)	34	20	20	17	25	25	43	22	27	24	24	45	22	42	22	44	27	26	23	36	18	39	26	18																								
Segment density (pc/mi/lane)	39	23	23	20	29	28	50	26	31	28	27	52	26	49	26	51	31	30	26	42	21	45	29	20																								
Tolled Express Lane	<table border="0" style="width:100%; text-align:center;"> <tr> <td colspan="7">TEL-W</td> <td colspan="7">TEL-OFR</td> <td colspan="7">TEL-ONR</td> <td colspan="3">TEL-W</td> </tr> </table>																								TEL-W							TEL-OFR							TEL-ONR							TEL-W		
TEL-W							TEL-OFR							TEL-ONR							TEL-W																											
Space mean speed (mph)	69	70	70	70	70	70	70	54	63	70	70	70	56	70	56	67	70	70	70	70	65	68	70	70																								
Travel time per vehicle (min)	0.32	0.24	0.17	0.24	0.10	0.24	0.25	0.63	0.10	0.60	0.24	0.08	0.41	0.69	0.41	0.15	0.24	0.47	0.24	1.08	0.52	0.10	0.24	0.42																								
Volume (vph)	320	320	320	320	320	320	320	220	370	370	370	370	370	430	390	390	390	390	390	390	295	300	300	300																								
Level of Service (LOS)	A	A	A	A	A	A	A	A	A	A	A	A	A	A	A	A	A	A	A	A	A	A	A	A																								

SEGMENT	115	116	117	118	119	120	121	122	123	124	125	126	127	128	129	130	131			
Segment Length (ft)	1,500	500	2,000	4,840	2,000	500	1,500	535	2,000	775	715	1,160	700	420	750	1,500	2,700	276,955		
Number of lanes	2	2	3	2	3	2	2	2	3	2	2	2	2	3	2	2	2			
Free Flow Speed (mph)	70	70	70	70	70	70	70	70	70	70	70	70	70	70	70	70	70			
Segment demand (vph)	3,096	3,096	3,723	3,072	3,723	3,309	3,309	2,302	2,711	2,872	2,872	2,872	2,360	2,495	1,651	1,843	1,843			
On-Ramp demand (vph)			651		414		1,007					512		844						
Off-Ramp demand (vph)	648		627		651				409	161				135		192				
Ramp-to-Ramp demand (vph)																				
Travel time per vehicle (min)	0.31	0.12	0.40	1.17	0.42	0.13	0.32	0.11	0.41	0.16	0.14	0.23	0.14	0.10	0.14	0.30	0.53	63.42		
VMTD Veh-miles (Demand)	880	293	1,410	2,816	1,410	313	940	233	1,027	422	389	631	313	198	235	524	942	172,708		
VMTV Veh-miles (Volume)	880	293	1,410	2,816	1,410	313	940	233	1,027	422	389	631	313	198	235	524	942	172,455		
VHT travel (hrs)	15.90	6.27	25.12	59.73	25.94	7.31	17.39	4.17	18.59	7.48	6.91	11.18	5.55	3.95	3.96	9.30	16.19	3,510.19		
VHD delay (hrs)	3.33	2.08	4.97	19.51	5.79	2.83	3.96	0.84	3.92	1.45	1.35	2.17	1.08	1.12	0.61	1.82	2.73	1,016.39		
Space mean speed (mph)	55	47	56	47	54	43	54	56	55	56	56	56	56	50	59	56	58	49		
Segment density (veh/mi/lane)	24	33	22	33	23	39	26	21	16	22	22	21	21	16	14	15	16	27		
Segment density (pc/mi/lane)	27	38	25	37	26	44	30	23	18	25	24	23	23	18	16	18	18	31		
Tolled Express Lane	TEL-ONR			TEL-OFR				TEL-OFR			GP	GP	GP	GP	GP	GP	GP	GP	GP	TEL
Space mean speed (mph)	69	64	56	70	54	70	69	64	55	56	56	56	56	50	59	56	58	65		
Travel time per vehicle (min)	0.25	0.09	0.40	0.79	0.42	0.08	0.25	0.10	0.41	0.16	0.14	0.23	0.14	0.10	0.14	0.30	0.53	47.21		
Volume (vph)	627	627	627	652	414	409	409	409	-	-	-	-	-	-	-	-	-	-	16.20	
Level of Service (LOS)	A	A	B	A	A	A	A	A												

4:30 PM	C	D	C	D	C	D	C	B	B	B	B	B	B	B	B	B	B	B	B
4:45 PM	C	E	C	E	C	E	D	C	B	C	C	C	C	B	B	B	B	B	B
5:00 PM	C	E	C	E	C	E	D	C	B	C	C	C	C	B	B	B	B	C	C
5:15 PM	C	E	C	E	C	F	D	C	B	C	C	C	C	B	B	B	B	C	C
5:30 PM	C	E	C	E	C	E	D	C	B	C	C	C	C	B	B	B	B	B	B
5:45 PM	D	E	C	E	C	F	D	C	B	C	C	C	C	B	B	B	B	B	B
6:00 PM	D	E	C	E	D	F	D	C	B	C	C	C	D	B	B	B	B	B	B
6:15 PM	D	F	D	F	D	F	D	C	C	D	D	C	D	C	B	B	B	B	B

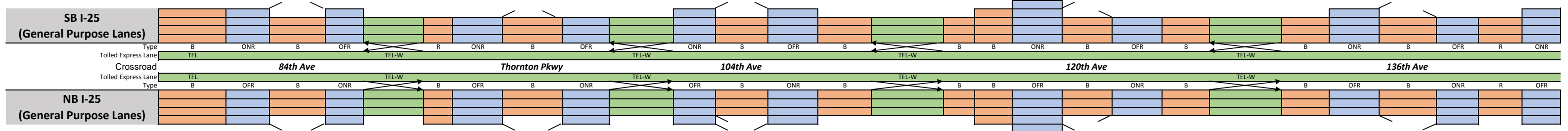


4:30 PM	C	D	B	D	B	D	B	B	B	B	D	C	C	B	B	B	B	C	C
4:45 PM	C	D	C	D	C	E	B	C	B	C	D	D	C	C	B	B	B	C	C
5:00 PM	C	E	C	D	C	E	B	C	B	C	D	C	C	B	B	B	B	C	C
5:15 PM	C	D	B	D	B	D	B	C	B	C	D	C	C	B	B	B	B	C	C
5:30 PM	C	E	C	D	C	E	B	C	B	C	D	C	C	B	B	B	B	C	C
5:45 PM	C	E	C	E	C	F	B	C	B	C	E	D	D	C	C	B	B	C	C
6:00 PM	C	E	C	E	C	F	C	C	B	C	E	D	D	C	C	B	B	C	C
6:15 PM	C	D	C	D	C	D	B	B	B	C	D	C	C	B	B	B	B	C	C

SEGMENT	115	116	117	118	119	120	121	122	123	124	125	126	127	128	129	130	131			
Segment Length (ft)	1,500	900	2,000	4,840	2,000	740	1,500	525	2,000	1,165	570	750	510	840	550	1,500	2,700	277,130		
Number of lanes	2	2	3	2	3	2	2	2	3	2	2	2	2	2	2	2	2			
Free Flow Speed (mph)	70	70	70	70	70	70	70	70	70	70	70	70	70	70	70	70	70			
Segment demand (vph)	2,954	2,954	3,254	2,917	3,258	3,043	3,043	2,107	2,317	2,889	2,889	2,889	2,321	2,321	1,774	1,986	1,986			
On-Ramp demand (vph)	934		300		341				210	572						212				
Off-Ramp demand (vph)			337		215		936					568		547						
Ramp-to-Ramp demand (vph)																				
Travel time per vehicle (min)	0.31	0.22	0.40	1.16	0.41	0.19	0.31	0.11	0.40	0.23	0.13	0.15	0.10	0.19	0.11	0.29	0.53	68.02		
VMTD Veh-miles (Demand)	839	504	1,233	2,674	1,234	426	864	210	878	637	312	410	224	369	185	564	1,016	186,108		
VMTV Veh-miles (Volume)	839	504	1,233	2,674	1,234	426	864	210	878	637	312	410	224	369	185	564	1,016	183,391		
VHT travel (hrs)	15.09	10.76	21.73	56.43	22.07	9.43	15.80	3.72	15.36	11.28	6.39	7.39	4.06	7.29	3.14	9.75	17.60	4,001.96		
VHD delay (hrs)	3.10	3.57	4.12	18.23	4.44	3.34	3.45	0.72	2.82	2.17	1.94	1.53	0.86	2.02	0.50	1.69	3.10	1,298.13		
Space mean speed (mph)	56	47	57	47	56	45	55	56	57	57	49	56	55	51	59	58	58	46		
Segment density (veh/mi/lane)	22	32	19	31	19	34	15	19	13	20	30	24	21	17	15	13	17	31		
Segment density (pc/mi/lane)	25	36	22	35	22	39	17	21	15	22	34	27	24	19	17	15	20	35		
Tolled Express Lane	TEL-OFR			TEL-ONR				TEL-ONR			GP	GP	GP	GP	GP	GP	GP	GP	GP	TEL
Space mean speed (mph)	70	70	57	70	56	66	70	70	57	57	49	56	55	51	59	58	58	63		
Travel time per vehicle (min)	0.24	0.15	0.40	0.79	0.41	0.13	0.24	0.09	0.40	0.23	0.13	0.15	0.10	0.19	0.11	0.29	0.53	47.52		
Volume (vph)	300	300	300	340	215	215	215	215	-	-	-	-	-	-	-	-	-	-	20.50	
Level of Service (LOS)	A	A	A	A	A	A	A	A												

SEGMENT	1	2	3	4	5	6	7	8	9	10	11	12	13	14	15	16	17	18	19	20	21	22	23	24	25	26	27	28	
Segment Length (ft)	2,700	1,500	1,865	1,100	2,530	715	750	1,835	750	2,900	1,045	1,735	1,010	2,190	3,100	95	800	1,500	1,575	1,500	1,400	3,000	1,315	1,500	2,095	750	1,390	750	
Number of lanes	4	4	3	3	4	3	3	3	3	4	3	3	3	3	4	3	4	3	3	3	3	4	3	3	3	3	3	3	
Free Flow Speed (mph)	60	60	60	60	60	60	60	60	60	60	60	60	60	60	60	60	60	60	65	65	65	65	65	65	65	65	65	65	
Segment demand (vph)	5,419	5,419	4,139	4,935	6,410	4,961	4,961	4,093	4,910	6,372	5,001	3,822	4,726	4,726	6,092	4,946	4,946	4,946	3,539	4,635	4,635	5,783	4,774	4,774	3,713	4,361	4,361	4,361	
On-Ramp demand (vph)		1,280			1,449		868			1,371	1,179				1,146			1,407				1,009		1,061				1,033	
Off-Ramp demand (vph)				796	1,475				817	1,462			904		1,366					1,096		1,148				648			
Ramp-to-Ramp demand (vph)																													
Travel time per vehicle (min)	0.69	0.29	0.48	0.24	0.72	0.17	0.17	0.47	0.17	0.78	0.24	0.43	0.22	0.63	0.84	0.03	0.20	0.34	0.35	0.31	0.37	0.72	0.36	0.32	0.48	0.16	0.30	0.16	
VMTD Veh-miles (Demand)	2,771	1,539	1,462	1,028	3,071	672	705	1,422	697	3,500	990	1,256	904	1,960	3,577	89	749	1,405	1,056	1,317	1,229	3,286	1,189	1,356	1,473	619	1,148	619	
VMTV Veh-miles (Volume)	2,768	1,538	1,460	1,027	3,067	671	703	1,419	696	3,493	987	1,252	901	1,954	3,565	89	746	1,400	1,050	1,310	1,222	3,269	1,181	1,348	1,461	614	1,139	614	
VHT travel (hrs)	62.36	26.08	33.11	19.99	76.39	13.77	14.44	32.09	13.55	82.27	20.24	27.27	17.54	49.28	85.40	2.36	16.05	27.99	20.67	24.03	28.72	69.07	28.72	25.57	29.26	11.29	21.41	11.55	
VHD delay (hrs)	16.22	0.45	8.77	2.88	25.27	2.59	2.72	8.43	1.95	24.06	3.79	6.41	2.52	16.71	25.98	0.88	3.61	4.66	4.52	3.88	9.92	18.79	10.55	4.83	6.78	1.84	3.89	2.10	
Space mean speed (mph)	44	59	44	51	40	49	49	44	51	42	49	46	51	40	42	38	47	50	51	54	43	47	41	53	50	54	53	53	
Segment density (veh/mi/lane)	30	23	31	32	39	34	34	31	32	37	34	28	31	40	36	44	26	33	23	28	36	30	38	30	25	27	27	27	
Segment density (pc/mi/lane)	35	26	36	37	45	39	39	35	37	42	39	32	35	46	41	50	30	38	27	32	42	34	44	34	28	30	31	31	
Tolled Express Lane	TEL			TEL-W				TEL-W					TEL-W					TEL-W				TEL-W							
Space mean speed (mph)	44	60	60	57	40	60	60	60	55	42	60	60	60	59	42	60	60	60	65	65	63	47	65	65	65	65	65	65	65
Travel time per vehicle (min)	0.69	0.28	0.35	0.22	0.72	0.14	0.14	0.35	0.16	0.78	0.20	0.33	0.19	0.42	0.84	0.02	0.15	0.28	0.28	0.26	0.25	0.72	0.23	0.26	0.37	0.13	0.24	0.13	
Volume (vph)	1,474	1,474	1,474	1,474	1,119	1,462	1,462	1,462	1,462	1,228	1,366	1,366	1,366	1,366	995	1,146	1,146	1,146	1,146	1,146	1,146	869	1,011	1,011	1,011	1,011	1,011	1,011	1,011
Level of Service (LOS)	D	C	C	D	D	C	C	C	D	D	C	C	C	C	C	C	C	C	B	B	C	C	B	B	B	B	B	B	B

4:30 PM	E	D	E	C	F	D	D	E	D	E	D	D	C	F	E	F	D	C	C	D	E	D	E	C	D	E	E	C
4:45 PM	D	C	E	C	F	D	D	E	D	F	D	D	C	F	F	F	D	C	D	D	E	E	F	C	D	E	E	C
5:00 PM	D	C	D	C	F	D	D	D	D	E	D	D	C	F	E	F	D	C	D	D	E	E	F	C	D	E	E	C
5:15 PM	D	C	D	C	F	D	D	D	D	E	D	D	C	E	E	E	D	B	C	D	E	D	E	C	C	E	E	C
5:30 PM	E	D	E	C	F	D	D	E	D	E	D	D	C	E	E	F	D	C	C	D	E	D	E	C	D	E	E	C
5:45 PM	E	D	E	C	F	D	D	E	D	F	D	E	C	F	E	F	D	C	D	D	F	E	F	D	D	E	E	C
6:00 PM	E	D	E	D	F	D	D	E	E	F	D	E	D	F	F	F	D	F	D	D	F	E	F	D	D	E	E	D
6:15 PM	E	D	E	C	F	D	D	E	D	E	D	D	C	F	E	F	D	C	D	D	E	D	F	C	D	E	E	D



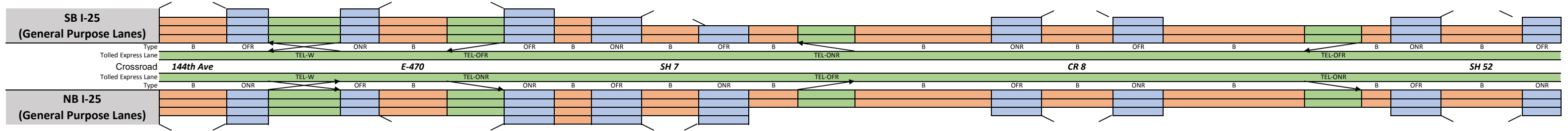
4:30 PM	E	D	F	F	F	F	F	E	F	F	F	E	D	F	F	D	F	D	D	F	E	F	E	D	D	D	D	D
4:45 PM	E	D	F	F	F	F	F	E	F	F	F	E	F	F	F	F	F	F	F	F	E	F	E	D	D	D	D	D
5:00 PM	E	E	F	F	F	F	F	F	F	F	F	E	F	F	F	F	F	F	F	F	E	F	F	E	D	D	D	D
5:15 PM	E	F	F	F	F	F	F	F	F	F	F	E	F	F	F	F	F	F	F	F	E	F	F	E	D	D	D	D
5:30 PM	F	F	F	F	F	F	F	F	F	F	F	E	F	F	F	F	F	F	F	F	E	F	F	E	D	D	D	D
5:45 PM	F	F	F	F	F	F	F	F	F	F	F	E	F	F	F	F	F	F	F	F	E	F	F	E	D	D	D	D
6:00 PM	F	F	F	F	F	F	F	F	F	F	F	E	F	F	F	F	F	F	F	F	E	F	F	E	D	D	D	D
6:15 PM	F	F	F	F	F	F	F	F	F	F	F	E	F	F	F	F	F	F	F	F	E	F	F	E	D	D	D	D

SEGMENT	1	2	3	4	5	6	7	8	9	10	11	12	13	14	15	16	17	18	19	20	21	22	23	24	25	26	27	28
Segment Length (ft)	2,700	1,100	1,875	750	2,200	170	1,500	2,180	1,350	2,450	995	1,700	1,500	1,765	3,000	310	715	1,500	1,525	1,500	1,400	3,000	1,380	1,500	2,040	1,015	1,070	745
Number of lanes	4	4	3	3	4	4	3	3	3	4	3	3	3	3	4	3	4	3	3	3	3	4	3	3	3	3	3	3
Free Flow Speed (mph)	60	60	60	60	60	60	60	60	60	60	60	60	60	60	60	60	60	60	65	65	65	65	65	65	65	65	65	65
Segment demand (vph)	6,058	6,058	4,867	5,634	7,327	5,780	5,780	4,934	5,846	7,401	6,033	4,981	5,688	5,688	7,052	5,819	5,819	5,819	4,849	5,600	5,600	6,857	5,833	5,833	4,650	5,251	5,251	5,251
On-Ramp demand (vph)				767	1,693				912	1,555			707		1,364					751			1,257			601		
Off-Ramp demand (vph)		1,191			1,547		846			1,368	1,052				1,233			970				1,024		1,183				1,209
Ramp-to-Ramp demand (vph)																												
Travel time per vehicle (min)	1.03	0.47	0.94	0.18	0.65	0.12	0.44	1.06	0.36	0.75	0.22	0.45	0.35	0.55	0.66	0.10	0.18	0.33	0.39	0.33	0.44	0.66	0.49	0.31	0.51	0.22	0.23	0.16
VMTD Veh-miles (Demand)	3,098	1,262	1,728	800	3,053	186	1,642	2,037	1,495	3,434	1,137	1,604	1,616	1,901	4,007	342	788	1,653	1,401	1,591	1,485	3,896	1,525	1,657	1,797	1,009	1,064	741
VMTV Veh-miles (Volume)	2,977	1,205	1,645	767	2,814	171	1,509	1,858	1,380	3,018	997	1,408	1,443	1,698	3,661	311	718	1,506	1,271	1,463	1,366	3,641	1,424	1,547	1,675	949	1,000	696
VHT travel (hrs)	99.46	45.68	72.49	16.00	72.83	10.48	38.84	79.20	32.09	81.83	19.53	33.10	29.62	46.90	71.29	9.24	15.92	29.48	28.34	28.31	37.54	70.18	44.86	28.57	36.85	18.28	19.27	12.87
VHD delay (hrs)	49.84	25.60	45.07	3.22	222.18	7.63	13.69	48.23	12.84	289.83	2.90	9.64	5.57	18.61	10.27	4.05	3.96	4.38	8.78	5.80	16.53	14.16	22.96	4.76	11.09	3.69	3.89	2.15
Space mean speed (mph)	30	26	23	48	39	16	39	23	43	37	51	43	49	36	51	34	45	51	45	52	36	52	32	54	45	52	52	54
Segment density (veh/mi/lane)	49	55	68	38	44	81	45	64	42	45	35	34	35	47	33	52	29	35										

SEGMENT	29	30	31	32	33	34	35	36	37	38	39	40	41	42	43	44	45	46	47	48	49	50	51				
Segment Length (ft)	2,720	1,280	3,000	1,280	3,650	2,000	750	685	750	2,535	1,500	520	2,000		7,390	1,500	2,750	1,500		7,610	2,000	295	1,500		3,030	1,500	
Number of lanes	3	3	4	3	3	4	3	3	3	2	2	2	3		2	2	2	2		2	3	2	2		2	2	
Free Flow Speed (mph)	65	65	65	65	70	70	70	70	70	70	70	70	70		70	70	70	70		70	70	70	70		70	70	
Segment demand (vph)	3,328	3,912	4,923	3,922	3,663	4,668	4,417	4,417	4,417	3,043	3,816	3,816	4,569		3,498	3,498	3,011	3,349		3,349	4,428	3,534	3,534		2,602	2,905	
On-Ramp demand (vph)			1,001	259		745			1,374				1,071			487					894					932	
Off-Ramp demand (vph)		584	1,011			1,005	494				773		753					338			1,079					303	
Ramp-to-Ramp demand (vph)																											
Travel time per vehicle (min)	0.59	0.26	0.69	0.27	0.77	0.42	0.14	0.16	0.13	0.61	0.31	0.20	0.93		1.70	0.31	0.69	0.30		2.26	0.42	0.10	0.31		0.64	0.30	
VMTD Veh-miles (Demand)	1,714	948	2,797	951	2,532	1,768	627	573	627	1,461	1,084	376	1,731		4,896	994	1,568	951		4,827	1,677	197	1,004		1,493	825	
VMTV Veh-miles (Volume)	1,696	938	2,769	939	2,498	1,745	617	564	617	1,427	1,059	367	1,697		4,895	994	1,568	951		4,827	1,674	197	1,002		1,489	825	
VHT travel (hrs)	32.62	16.93	55.70	17.45	46.20	32.05	10.45	11.71	9.16	30.34	19.22	12.51	69.32		99.26	18.29	34.53	16.99		126.20	31.27	5.89	18.25		27.74	14.72	
VHD delay (hrs)	6.52	2.49	13.10	3.01	10.52	7.13	1.63	3.65	0.34	9.95	4.09	7.27	47.09		29.34	4.10	12.13	3.40		57.25	7.35	3.08	3.94		6.47	2.93	
Space mean speed (mph)	52	55	50	54	54	54	59	48	67	47	55	29	24		49	54	45	56		38	54	33	55		54	56	
Segment density (veh/mi/lane)	21	23	24	24	22	21	25	30	21	32	28	64	61		35	24	33	25		44	27	53	21		24	21	
Segment density (pc/mi/lane)	24	27	28	28	26	24	28	35	25	36	33	73	70		41	27	38	29		50	31	61	25		28	24	

Tolled Express Lane	TEL-W					TEL-OR					TEL-ONR					TEL-OFR										
Space mean speed (mph)	65	63	50	66	70	54	70	70	70	70	68	50	24		70	70	70	70		70	54	70	70		70	69
Travel time per vehicle (min)	0.48	0.23	0.69	0.22	0.59	0.42	0.12	0.11	0.12	0.41	0.25	0.12	0.93		1.20	0.24	0.45	0.24		1.24	0.42	0.05	0.24		0.49	0.25
Volume (vph)	1,011	1,011	875	1,004	1,004	745	753	753	753	753	753	753	753		1,077	1,077	1,077	1,077		1,077	894	884	884		884	884
Level of Service (LOS)	B	B	B	B	B	B	A	A	A	A	B	B	D		B	B	B	B		B	B	B	B		B	B

4:30 PM	C	C	C	C	C	C	C	D	C	D	D	F	D	E	C	D	C	E	C	E	C	C	C	C	C
4:45 PM	C	C	C	C	C	C	C	D	C	D	D	F	D	E	C	D	C	E	C	E	C	D	C	C	C
5:00 PM	C	C	C	C	C	C	C	D	C	D	D	F	D	E	C	D	C	E	C	E	C	C	C	C	B
5:15 PM	C	C	C	C	C	C	C	D	C	D	D	F	D	E	C	D	C	E	C	E	C	C	C	C	C
5:30 PM	C	C	C	C	D	C	C	E	C	E	D	F	F	D	C	E	C	E	C	E	C	D	C	C	C
5:45 PM	C	C	D	C	D	C	C	E	C	E	F	F	F	E	D	E	D	F	F	F	F	D	C	C	C
6:00 PM	C	C	D	C	D	C	C	D	C	E	F	F	F	F	F	D	D	F	F	F	F	C	C	C	C
6:15 PM	C	C	D	C	D	C	C	E	C	E	F	F	F	F	E	D	D	F	F	F	D	C	C	C	C



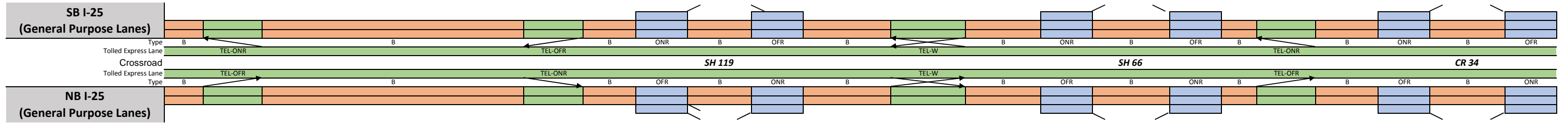
4:30 PM	C	C	D	D	D	C	C	C	C	C	F	F	F	E	F	D	C	F	F	D	D	D	C	C	
4:45 PM	D	C	D	D	D	C	D	C	E	F	F	F	F	F	F	D	F	F	F	F	F	F	E	C	C
5:00 PM	D	C	D	D	D	C	F	F	F	F	F	F	F	F	F	E	F	F	F	F	F	D	C	C	
5:15 PM	D	C	D	D	D	F	F	F	F	F	F	F	F	F	F	E	F	F	F	F	F	D	C	C	
5:30 PM	D	C	D	D	C	F	F	F	F	F	F	F	F	F	F	D	F	F	F	F	F	E	C	C	
5:45 PM	D	C	C	F	F	F	F	F	F	F	F	F	F	F	F	D	F	F	F	F	F	F	E	C	C
6:00 PM	D	C	F	F	F	F	F	F	F	F	F	F	F	F	F	D	F	F	F	F	F	F	E	C	C
6:15 PM	C	F	F	F	F	F	F	F	F	F	F	F	F	F	F	D	F	F	F	F	F	E	C	C	C

SEGMENT	29	30	31	32	33	34	35	36	37	38	39	40	41	42	43	44	45	46	47	48	49	50	51			
Segment Length (ft)	2,714	935	2,976	750	2,725	2,000	1,500	645	1,500	2,005	1,500	1,470	2,000		7,240	1,500	2,955	1,500		7,555	2,000	155	1,500		3,580	750
Number of lanes	3	3	4	3	3	4	3	4	3	3	3	2	3		2	2	2	2		2	3	2	2		2	2
Free Flow Speed (mph)	65	65	65	65	70	70	70	70	70	70	70	70	70		70	70	70	70		70	70	70	70		70	70
Segment demand (vph)	4,042	4,590	5,624	4,724	4,231	5,151	4,926	4,926	4,926	3,744	4,805	4,805	5,580		4,216	4,216	3,573	4,080		4,080	5,446	4,286	4,286		3,425	3,830
On-Ramp demand (vph)		548	1,034			920	575				1,061		775				507				1,366					405
Off-Ramp demand (vph)			900	493		800			1,182				1,364		643						1,160					861
Ramp-to-Ramp demand (vph)																										
Travel time per vehicle (min)	0.62	0.20	0.67	0.18	0.93	1.69	1.03	0.81	1.16	2.62	1.27	0.59	0.47		2.17	0.31	0.70	0.31		2.73	0.60	0.06	0.31		0.85	0.15
VMTD Veh-miles (Demand)	2,078	813	3,170	671	2,184	1,951	1,399	602	1,399	1,422	1,365	1,338	2,114		5,781	1,198	2,000	1,159		5,838	2,063	126	1,218		2,322	544
VMTV Veh-miles (Volume)	1,952	769	2,995	628	1,971	1,597	1,145	487	1,128	1,142	1,067	1,046	1,716		4,696	973	1,618	965		5,373	1,773	108	1,049		1,986	474
VHT travel (hrs)	39.53	14.44	59.56	13.34	58.91	118.45	69.29	53.65	76.63	131.28	79.74	36.64	35.39		123.75	17.50	33.51	17.60		170.73	46.62	3.55	19.05		41.57	8.45
VHD delay (hrs)	9.51	2.60	16.88	3.68	30.74	269.52	52.92	46.69	60.51	114.97	341.84	21.70	10.87		56.66	3.61	10.39	3.81		93.97	285.44	2.00	4.06		13.19	1.68
Space mean speed (mph)	49	53	50	47	33	13	17	9	15	9	13	29	48		38	56	48	55		31	38	31	55		48	56
Segment density (veh/mi/lane)	26	27	27	31	38	78	81	110	90	115	94	66	38		45	27	30	23		60	43	61	30		31	20
Segment density (pc/mi/lane)	29	31	31	36	43	90	93	126	103	133	108	76	43		52	31	34	27		69	50	70	34		35	23
Tolled Express Lane	TEL-W					TEL-ONR					TEL-OFR					TEL-ONR										
Space mean speed (mph)	65	65	50	61	70	13	65	68	70	70	70	70	48		70	70	70	70		70	38	45	68		70	70
Travel time per vehicle (min)	0.47	0.16	0.67	0.14	0.44	1.69	0.26	0.11	0.24	0.33	0.24	0.24	0.47		1.18	0.24	0.48	0.24		1.23	0.60	0.04	0.25		0.58	0.12
Volume (vph)	1,025	1,025	735	900	900	800	800	800	800	800	800	800	775		1,370	1,370	1,370	1,370		1,370	1,160	1,160	1,160		1,160	1,160
Level of Service (LOS)	B	B	B	B	B	F	B	B	B	B	B	B	B		C	C	C	C		C	D	C	B		B	B

SEGMENT	52	53	54		55	56	57	58	59	60	61	62	63	64	65	66	67	68	69	70	71	
Segment Length (ft)	400	2,000			14,995	2,000	745	750	4,315	1,500	3,500	3,000	3,240	1,500	2,995	1,500	490	2,000	2,280	1,500	2,995	1,500
Number of lanes	2	3			2	3	2	2	2	2	2	3	2	2	2	2	3	2	2	2	2	2
Free Flow Speed (mph)	70	70			70	70	70	70	70	70	70	70	70	70	70	70	70	70	70	70	70	70
Segment demand (vph)	2,905	3,789			2,864	3,790	3,104	3,104	2,031	2,627	2,627	3,319	2,706	2,706	2,160	2,850	2,850	3,464	2,675	2,675	2,292	2,445
On-Ramp demand (vph)		925				686		1,073				613		546				789			383	
Off-Ramp demand (vph)		884				926				596		692				690		614				153
Ramp-to-Ramp demand (vph)																						
Travel time per vehicle (min)	0.10	0.41			3.58	0.42	0.20	0.15	0.86	0.31	0.77	0.62	0.73	0.30	0.61	0.31	0.11	0.41	0.51	0.30	0.62	0.30
VMTD Veh-miles (Demand)	220	1,435			8,134	1,436	438	441	1,660	746	1,741	1,886	1,661	769	1,225	810	264	1,312	1,155	760	1,300	695
VMTV Veh-miles (Volume)	220	1,435			8,134	1,436	438	441	1,660	746	1,741	1,886	1,660	769	1,225	810	264	1,312	1,155	760	1,300	695
VHT travel (hrs)	4.69	25.70			171.06	26.50	10.14	7.96	29.21	13.46	33.78	34.35	32.88	13.55	21.88	14.66	5.44	23.73	22.67	13.52	23.68	12.31
VHD delay (hrs)	1.55	5.20			54.87	5.99	3.88	1.66	5.50	2.80	8.91	7.41	9.16	2.57	4.37	3.09	1.66	4.99	6.16	2.67	5.10	2.39
Space mean speed (mph)	47	56			48	54	43	55	57	55	52	55	51	57	56	55	49	55	51	56	55	56
Segment density (veh/mi/lane)	31	22			30	23	36	22	18	20	25	20	27	19	19	23	29	20	26	20	21	20
Segment density (pc/mi/lane)	36	25			35	26	41	25	21	24	29	23	31	22	22	26	34	23	30	23	24	23

Tolled Express Lane		TEL-ONR		TEL-OFR		TEL-W		TEL-ONR	
Space mean speed (mph)	63	56	70	54	70	70	70	70	70
Travel time per vehicle (min)	0.07	0.41	2.43	0.42	0.12	0.12	0.70	0.24	0.57
Volume (vph)	884	884	925	686	691	691	691	691	691
Level of Service (LOS)	B	B	B	B	A	A	A	A	A

4:30 PM	D	C	D	C	D	C	B	C	C	C	C	B	C	C	C	C	C	B	C	B
4:45 PM	D	C	D	C	E	C	C	C	D	C	D	C	C	C	D	C	D	C	C	C
5:00 PM	D	C	D	C	D	C	B	C	C	C	D	B	C	C	D	C	D	C	C	C
5:15 PM	E	C	D	C	E	C	C	C	D	C	D	C	C	C	D	C	D	C	C	C
5:30 PM	E	C	D	C	E	C	C	C	D	C	D	C	C	C	D	C	D	C	C	C
5:45 PM	E	C	D	C	F	C	C	C	D	C	E	C	C	D	E	C	D	C	D	C
6:00 PM	E	C	D	C	F	C	C	C	D	C	D	C	C	C	E	C	D	C	C	C
6:15 PM	D	C	D	C	D	C	B	C	C	C	B	D	B	C	D	C	D	C	C	B



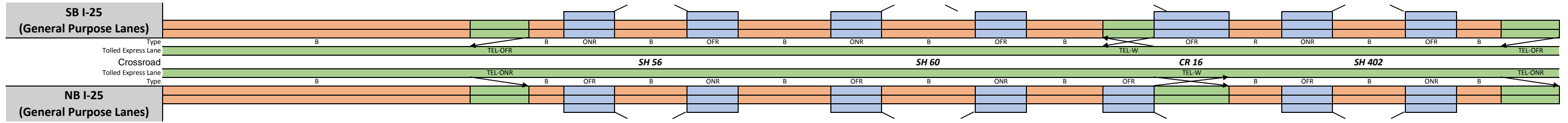
4:30 PM	E	D	E	D	F	C	C	C	E	C	F	D	D	C	E	C	E	D	D	C
4:45 PM	F	D	F	D	F	F	D	C	F	D	F	F	E	D	F	D	F	D	E	D
5:00 PM	F	D	F	D	F	F	D	C	F	C	F	F	C	D	F	D	F	D	D	C
5:15 PM	F	D	F	D	F	F	D	C	F	C	F	F	C	F	F	D	F	D	D	C
5:30 PM	F	D	F	D	F	F	C	C	E	C	F	D	C	D	F	D	F	D	D	C
5:45 PM	F	E	F	E	F	F	D	F	F	C	F	F	C	F	F	D	F	F	E	D
6:00 PM	F	E	F	E	F	F	D	D	F	C	F	F	D	F	F	D	F	F	D	C
6:15 PM	F	D	F	D	F	F	C	D	F	D	F	F	F	F	F	D	F	E	D	C

SEGMENT	52	53	54		55	56	57	58	59	60	61	62	63	64	65	66	67	68	69	70	71	
Segment Length (ft)	735	2,000			15,000	2,000	1,635	1,500	2,325	1,500	3,850	3,000	3,040	1,500	3,185	1,500	500	2,000	2,245	1,500	3,035	1,500
Number of lanes	2	3			2	3	2	2	2	2	2	3	2	2	2	2	3	2	2	2	2	2
Free Flow Speed (mph)	70	70			70	70	70	70	70	70	70	70	70	70	70	70	70	70	70	70	70	70
Segment demand (vph)	3,830	4,995			3,794	4,996	4,126	4,126	2,720	3,584	3,584	4,446	3,871	3,871	3,160	3,787	3,787	4,362	3,723	3,723	2,978	3,125
On-Ramp demand (vph)		1,165				1,202				864		862				627						147
Off-Ramp demand (vph)		1,201				870		1,406				575		711				639			745	
Ramp-to-Ramp demand (vph)																						
Travel time per vehicle (min)	0.21	0.42			4.45	0.55	0.65	0.32	0.49	0.31	1.09	0.49	1.08	0.31	0.52	0.32	0.17	0.42	0.74	0.31	0.70	0.31
VMTD Veh-miles (Demand)	533	1,892			10,778	1,892	1,278	1,172	1,198	1,018	2,613	2,526	2,229	1,100	1,906	1,076	359	1,652	1,583	1,058	1,712	888
VMTV Veh-miles (Volume)	464	1,704			9,701	1,725	1,161	1,065	1,086	946	2,429	2,382	2,102	1,037	1,794	1,023	341	1,582	1,515	1,013	1,637	851
VHT travel (hrs)	11.54	31.69			253.44	41.70	40.36	19.74	20.27	17.29	60.32	34.09	65.97	18.76	25.75	19.09	10.24	28.98	44.10	18.35	33.44	15.44
VHD delay (hrs)	4.91	7.34			114.85	17.05	23.77	4.53	4.76	3.77	25.62	0.06	35.94	3.95	0.12	4.47	5.37	6.38	22.45	3.88	10.05	3.28
Space mean speed (mph)	40	54			38	41	29	54	54	55	40	70	32	55	70	54	33	55	34	55	49	55
Segment density (veh/mi/lane)	41	30			45	37	65	22	23	24	41	20	57	29	21	25	54	26	52	30	29	24
Segment density (pc/mi/lane)	48	35			51	42	75	25	26	27	48	23	66	33	24	29	62	30	60	34	33	27
Tolled Express Lane		TEL-OFR		TEL-ONR		TEL-W		TEL-OFR														
Space mean speed (mph)	70	54	70	41	68	70	70	70	70	70	70	70	70	70	70	70	55	70	70	70	70	70
Travel time per vehicle (min)	0.12	0.42	2.44	0.55	0.27	0.24	0.38	0.24	0.63	0.49	0.49	0.24	0.52	0.24	0.08	0.42	0.37	0.24	0.49	0.24	0.49	0.24
Volume (vph)	1,160	1,165	1,205	870	870	870	870	870	870	870	555	570	570	570	570	570	575	635	635	635	635	635
Level of Service (LOS)	B	C	B	C	B	B	B	B	B	B	A	A	A	A	A	A	A	A	A	A	A	A

SEGMENT	72	73	74	75	76	77	78	79	80	81	82	83	84	85	86	87	88	89	90
Segment Length (ft)	18,155	2,000	425	1,500	3,020	1,500	4,340	1,500	3,245	1,500	5,790	3,075	750	895	1,165	2,870	750	705	2,000
Number of lanes	2	3	2	2	2	2	2	2	2	2	2	3	2	2	2	2	2	2	3
Free Flow Speed (mph)	70	70	70	70	70	70	70	70	70	70	70	70	70	70	70	70	70	70	70
Segment demand (vph)	2,445	3,240	2,508	2,508	2,137	2,922	2,922	2,922	2,639	3,168	3,168	3,895	3,709	3,709	3,709	2,987	3,830	3,830	5,013
On-Ramp demand (vph)		732		371				283				1,182			722				1,056
Off-Ramp demand (vph)		795				785				529		727	996				843		1,183
Ramp-to-Ramp demand (vph)																			
Travel time per vehicle (min)	3.85	0.40	0.09	0.31	0.61	0.31	1.01	0.30	0.70	0.31	1.47	0.69	0.16	0.19	0.25	0.67	0.16	0.26	0.43
VMTD Veh-miles (Demand)	8,407	1,227	202	713	1,222	830	2,402	830	1,622	900	3,474	2,268	527	629	818	1,624	544	511	1,899
VMTV Veh-miles (Volume)	8,407	1,209	198	699	1,194	811	2,347	811	1,581	877	3,386	2,214	509	608	791	1,556	522	490	1,823
VHT travel (hrs)	157.00	21.33	3.70	12.56	21.08	14.73	48.17	14.49	30.19	15.77	75.50	43.42	9.32	11.39	14.82	31.94	9.49	15.77	34.39
VHD delay (hrs)	36.90	4.06	0.87	2.58	4.02	3.14	14.63	2.90	7.61	3.24	27.13	11.80	2.04	2.71	3.52	9.71	2.04	8.76	8.35
Space mean speed (mph)	54	57	53	56	57	55	49	56	52	56	45	51	55	53	53	49	55	31	53
Segment density (veh/mi/lane)	23	18	23	22	18	22	29	21	25	26	34	25	29	32	26	29	31	59	31
Segment density (pc/mi/lane)	26	21	26	25	21	25	34	25	28	29	40	29	34	37	30	34	35	68	35

Tolled Express Lane		TEL-OFR										TEL-W						TEL-OFR		
Space mean speed (mph)	70	57	70	70	70	70	70	70	70	70	70	70	51	70	70	70	70	68	65	53
Travel time per vehicle (min)	2.95	0.40	0.07	0.24	0.49	0.24	0.70	0.24	0.53	0.24	0.94	0.69	0.12	0.15	0.19	0.47	0.12	0.12	0.12	0.43
Volume (vph)	793	732	727	727	727	727	727	727	727	727	727	611	1,183	1,183	1,183	1,183	1,183	1,183	1,183	1,056
Level of Service (LOS)	B	B	A	A	A	A	A	A	A	A	A	A	B	B	B	B	B	B	C	C

4:30 PM	C	B	C	C	C	C	D	C	D	C	D	C	D	D	C	D	D	F	D
4:45 PM	C	C	C	C	C	C	D	C	D	C	D	C	D	D	C	D	D	F	D
5:00 PM	C	C	C	C	C	C	D	C	D	D	D	D	D	D	D	D	D	F	D
5:15 PM	C	C	C	C	C	C	D	C	D	D	D	D	D	D	D	D	D	F	E
5:30 PM	D	C	D	C	C	C	D	C	D	D	D	E	C	F	F	F	E	F	E
5:45 PM	D	C	D	C	C	C	E	C	D	D	D	F	D	F	F	F	E	F	E
6:00 PM	C	B	C	C	C	C	D	C	D	D	D	E	C	D	D	D	D	F	E
6:15 PM	C	B	C	C	B	C	D	C	C	D	D	E	C	D	D	D	D	E	D

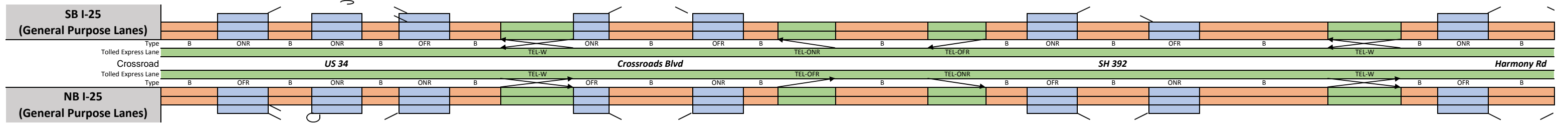


4:30 PM	D	C	D	C	D	C	D	C	D	C	E	D	B	D	C	C	C	D	C
4:45 PM	E	C	F	D	E	D	F	D	E	D	F	D	C	E	D	D	D	F	C
5:00 PM	E	C	E	D	D	D	F	D	E	D	F	D	B	D	C	C	C	E	C
5:15 PM	E	C	E	D	D	D	F	D	E	D	F	D	C	E	D	D	D	F	C
5:30 PM	E	C	E	D	D	D	F	D	E	D	F	D	C	E	D	D	D	E	C
5:45 PM	F	C	F	E	E	D	F	E	F	D	F	E	C	F	D	D	D	F	D
6:00 PM	E	C	E	D	D	D	E	D	E	D	F	D	B	D	C	D	D	E	C
6:15 PM	E	C	F	D	D	D	F	D	E	D	F	D	B	D	C	C	C	E	C

SEGMENT	72	73	74	75	76	77	78	79	80	81	82	83	84	85	86	87	88	89	90	
Segment Length (ft)	18,150	2,000	500	1,500	2,890	1,500	4,225	1,500	4,255	1,500	3,160	1,500	3,095	1,610	1,500	2,930	1,500	1,095	2,000	
Number of lanes	2	3	2	2	2	2	2	2	2	2	2	2	3	2	2	2	2	2	2	
Free Flow Speed (mph)	70	70	70	70	70	70	70	70	70	70	70	70	70	70	70	70	70	70	70	
Segment demand (vph)	3,125	3,760	3,240	3,240	2,855	3,423	3,423	3,423	3,118	3,481	3,481	3,481	3,551	3,066	3,066	2,579	3,344	3,344	3,828	
On-Ramp demand (vph)		635				568				363			529			765			484	
Off-Ramp demand (vph)		520		385				305				459	485		487				400	
Ramp-to-Ramp demand (vph)																				
Travel time per vehicle (min)	4.68	0.41	0.14	0.30	0.68	0.32	1.29	0.30	1.10	0.32	1.01	0.31	0.54	0.41	0.31	0.64	0.32	0.32	0.41	
VMTD Veh-miles (Demand)	10,742	1,424	307	920	1,563	972	2,739	972	2,513	989	2,083	989	2,082	935	871	1,431	950	694	1,450	
VMTV Veh-miles (Volume)	10,742	1,424	307	920	1,563	972	2,739	972	2,513	989	2,083	989	2,082	935	871	1,431	950	693	1,450	
VHT travel (hrs)	243.86	25.79	7.37	16.46	32.14	18.22	73.41	17.34	57.02	18.51	58.72	17.74	32.03	20.80	15.64	27.48	17.64	17.99	26.21	
VHD delay (hrs)	90.40	5.44	2.99	3.32	9.81	4.33	34.28	3.45	21.12	4.39	28.96	3.61	2.29	7.45	3.20	7.04	4.07	8.08	5.50	
Space mean speed (mph)	44	55	42	56	49	53	37	56	44	53	35	56	65	45	56	52	54	39	55	
Segment density (veh/mi/lane)	35	22	39	28	29	27	46	29	35	27	49	29	18	34	26	25	26	43	23	
Segment density (pc/mi/lane)	41	26	45	33	34	31	53	33	41	31	56	33	21	39	29	28	30	50	26	
Tolled Express Lane		TEL-ONR										TEL-W						TEL-ONR		
Space mean speed (mph)	70	55	63	69	70	70	70	70	70	70	70	70	65	70	70	70	70	70	70	55
Travel time per vehicle (min)	2.95	0.41	0.09	0.25	0.47	0.24	0.69	0.24	0.69	0.24	0.51	0.24	0.54	0.26	0.24	0.48	0.24	0.18	0.41	
Volume (vph)	635	520	520	520	520	520	520	520	520	520	520	520	445	480	480	480	480	480	400	
Level of Service (LOS)	A	A	A	A	A	A	A	A	A	A	A	A	A	A	A	A	A	A	A	A

SEGMENT	91	92	93	94	95	96	97	98	99	100	101	102	103	104	105	106	107	108	109	110	111	112	113	114
Segment Length (ft)	2,640	1,500	405	755	1,250	1,500	1,435	3,000	1,500	3,480	1,500	700	2,000	4,255	2,000	460	1,500	3,240	1,500	6,730	3,000	455	1,500	3,025
Number of lanes	2	2	2	2	2	2	2	3	2	2	2	2	3	2	3	2	2	2	2	2	3	2	2	2
Free Flow Speed (mph)	70	70	70	70	70	70	70	70	70	70	70	70	70	70	70	70	70	70	70	70	70	70	70	70
Segment demand (vph)	3,957	3,957	3,206	3,206	2,751	3,789	3,789	4,842	3,629	2,656	3,519	3,519	4,718	3,409	4,718	3,578	3,578	2,765	3,570	3,570	4,710	3,853	3,853	2,446
On-Ramp demand (vph)		751		455				1,213	973				1,309	3,409	4,718	3,578	813				857		1,407	
Off-Ramp demand (vph)						1,038		1,053			863		1,199						805					
Ramp-to-Ramp demand (vph)																								
Travel time per vehicle (min)	1.05	0.33	0.20	0.33	0.62	0.38	0.45	0.91	0.32	0.71	0.31	0.23	0.42	1.31	0.43	0.14	0.32	0.71	0.31	2.00	0.65	0.17	0.32	0.63
VMTD Veh-miles (Demand)	1,979	1,124	246	458	651	1,076	1,030	2,751	1,031	1,751	1,000	467	1,787	2,747	1,787	312	1,016	1,697	1,014	4,550	2,676	332	1,095	1,401
VMTV Veh-miles (Volume)	1,878	1,067	231	431	609	1,021	979	2,633	1,016	1,746	1,000	467	1,787	2,747	1,761	306	997	1,654	990	4,441	2,614	323	1,063	1,401
VHT travel (hrs)	65.80	20.46	10.15	16.62	26.45	22.87	26.72	70.36	19.32	31.56	18.22	13.65	33.27	74.15	33.06	8.13	18.50	31.99	17.99	115.95	50.15	10.31	20.15	25.79
VHD delay (hrs)	38.97	5.21	6.86	10.47	17.75	8.29	12.73	44.32	19.91	6.62	3.94	6.99	7.74	34.90	7.90	3.76	4.26	8.35	3.85	52.51	12.81	5.70	32.35	5.77
Space mean speed (mph)	29	52	23	26	23	45	37	37	53	55	55	34	54	37	53	38	54	52	55	38	52	31	53	54
Segment density (veh/mi/lane)	66	28	66	57	56	36	49	41	28	24	28	51	28	46	29	47	26	26	32	45	29	60	26	23
Segment density (pc/mi/lane)	76	32	76	66	64	41	57	47	32	28	32	59	33	53	33	53	29	30	36	52	34	68	30	26
Tolled Express Lane	TEL-W																							
Space mean speed (mph)	70	70	70	70	70	70	67	37	70	70	70	65	54	70	53	70	70	70	70	70	70	52	70	70
Travel time per vehicle (min)	0.43	0.24	0.07	0.12	0.20	0.24	0.24	0.91	0.24	0.56	0.25	0.12	0.42	0.69	0.43	0.07	0.24	0.53	0.24	1.09	0.65	0.07	0.24	0.49
Volume (vph)	1,052	1,052	1,052	1,052	1,052	1,052	1,052	905	1,199	1,199	1,199	1,199	1,199	1,309	1,140	1,141	1,141	1,141	1,141	1,141	1,141	841	855	855
Level of Service (LOS)	B	B	B	B	B	B	B	C	B	B	B	C	C	C	C	B	B	B	B	B	B	B	B	B

4:30 PM	F	D	D	C	D	C	F	D	D	C	D	E	D	E	D	F	C	C	D	E	D	F	C	C
4:45 PM	F	D	D	C	C	C	F	D	D	D	D	F	D	E	D	F	D	D	E	F	D	F	F	C
5:00 PM	F	F	E	C	D	C	F	D	D	D	D	F	D	E	D	F	D	D	D	F	D	F	D	C
5:15 PM	F	F	F	F	D	C	F	E	D	D	D	F	D	E	D	F	C	D	D	E	F	F	D	C
5:30 PM	F	F	F	F	F	F	F	F	F	D	D	F	D	F	D	F	D	D	D	E	F	F	F	D
5:45 PM	F	F	F	F	F	F	F	F	F	D	D	F	D	F	D	F	D	D	D	E	F	F	F	D
6:00 PM	F	F	F	F	F	F	F	F	D	C	D	F	D	F	D	F	D	D	D	F	F	F	F	D
6:15 PM	F	F	F	F	F	F	F	F	D	D	D	F	D	F	D	F	D	D	D	F	F	F	F	D

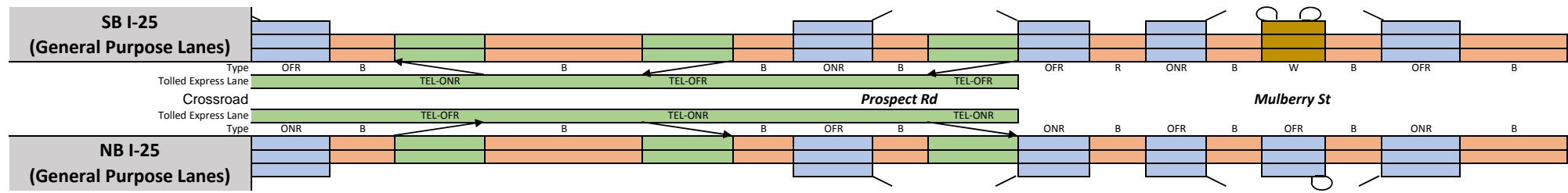


4:30 PM	E	C	C	B	C	D	F	C	D	C	C	E	C	E	D	C	C	C	E	C	F	D	C	
4:45 PM	F	C	D	C	D	D	F	D	D	D	D	F	D	F	D	D	D	D	D	F	D	D	D	
5:00 PM	E	C	C	C	D	D	F	D	D	D	C	F	D	F	D	D	D	C	E	C	F	D	C	
5:15 PM	F	C	D	C	D	F	F	D	D	D	C	F	C	E	C	F	D	D	C	E	C	F	D	C
5:30 PM	F	C	D	C	D	F	F	D	D	C	C	E	C	E	C	E	D	D	C	E	C	F	D	C
5:45 PM	E	F	F	F	F	F	F	D	D	D	D	F	D	F	D	D	D	D	D	F	D	F	F	D
6:00 PM	D	E	F	F	F	F	F	D	D	D	D	F	D	F	D	D	D	D	D	F	F	F	D	C
6:15 PM	E	C	D	F	F	D	F	D	D	C	C	E	C	E	C	C	C	C	D	C	E	D	C	

SEGMENT	91	92	93	94	95	96	97	98	99	100	101	102	103	104	105	106	107	108	109	110	111	112	113	114
Segment Length (ft)	1,925	1,500	1,050	1,500	600	1,500	1,545	3,000	540	3,680	1,500	500	2,000	4,255	2,000	900	1,500	2,900	1,500	6,630	3,000	600	1,500	2,565
Number of lanes	2	2	2	2	2	2	2	3	2	2	2	2	3	2	3	2	2	2	2	2	3	2	2	2
Free Flow Speed (mph)	70	70	70	70	70	70	70	70	70	70	70	70	70	70	70	70	70	70	70	70	70	70	70	70
Segment demand (vph)	3,428	3,428	2,518	2,882	2,882	3,810	3,810	4,202	3,445	2,579	3,440	3,440	4,195	3,311	4,193	3,398	3,398	2,582	3,250	3,250	4,040	3,448	3,448	2,230
On-Ramp demand (vph)				364		928		392			861		755		882						790			
Off-Ramp demand (vph)		910						757	866				884		795		816				592		1,218	
Ramp-to-Ramp demand (vph)																								
Travel time per vehicle (min)	0.52	0.33	0.28	0.42	0.18	0.33	0.60	0.67	0.11	0.79	0.31	0.15	0.42	1.22	0.42	0.27	0.31	0.63	0.31	1.86	0.64	0.19	0.32	0.53
VMTD Veh-miles (Demand)	1,250	974	501	819	328	1,082	1,115	2,388	352	1,797	977	326	1,589	2,668	1,588	579	965	1,418	923	4,081	2,295	392	980	1,083
VMTV Veh-miles (Volume)	1,249	969	492	797	318	1,058	1,089	2,338	345	1,759	962	321	1,568	2,668	1,588	579	965	1,418	923	4,081	2,284	390	974	1,077
VHT travel (hrs)	29.77	18.75	11.40	19.55	8.29	20.20	36.93	45.83	6.29	33.26	17.58	8.29	28.84	67.41	29.04	15.53	17.56	27.28	16.87	100.56	43.02	10.71	18.00	19.45
VHD delay (hrs)	11.93	4.90	4.37	8.16	3.76	5.09	21.37	12.43	1.36	8.12	3.84	3.71	6.43	29.30	6.35	7.25	3.77	7.02	3.68	42.26	10.39	5.14	4.09	4.07
Space mean speed (mph)	42	52	43	41	38	52	29	51	55	53	55	39	54	40	55	37	55	52	55	41	53	36	54	55
Segment density (veh/mi/lane)	41	27	29	30	36	27	63	27	28	24	23	44	25	42	25	46	27	25	24	40	25	47	27	20
Segment density (pc/mi/lane)	47	31	33	34	42	32	73	31	32	27	27	50	29	48	29	52	32	29	27	46	29	54	31	23
Tolled Express Lane	TEL-W																							
Space mean speed (mph)	69	70	70	70	70	70	70	51	62	70	70	70	54	70	55	66	70	70	70	70	53	64	69	70
Travel time per vehicle (min)	0.32	0.24	0.17	0.24	0.10	0.24	0.25	0.67	0.10	0.60	0.24	0.08	0.42	0.69	0.42	0.15	0.24	0.47	0.24	1.08	0.64	0.11	0.25	0.42
Volume (vph)	400	400	400	400	400	400	400	285	760	760	760	760	755	885	795	795	795	795	795	795	580	590	590	590
Level of Service (LOS)	A	A	A	A	A	A	A	A	B	A	A	A	B	B	B	B	B	B	B	B	A	A	A	A

SEGMENT	115	116	117	118	119	120	121	122	123	124	125	126	127	128	129	130	131		
Segment Length (ft)	1,500	500	2,000	4,840	2,000	500	1,500	535	2,000	775	715	1,160	700	420	750	1,500	2,700	276,955	
Number of lanes	2	2	3	2	3	2	2	2	3	2	2	2	2	3	2	2	2		
Free Flow Speed (mph)	70	70	70	70	70	70	70	70	70	70	70	70	70	70	70	70	70		
Segment demand (vph)	3,195	3,195	4,050	3,171	4,051	3,458	3,458	2,357	2,940	3,130	3,130	3,130	2,585	2,635	1,774	1,937	1,937		
On-Ramp demand (vph)			879		593		1,101					545		861					
Off-Ramp demand (vph)	749		855		880				583	190				50		163			
Ramp-to-Ramp demand (vph)																			
Travel time per vehicle (min)	0.31	0.13	0.41	1.23	0.43	0.15	0.32	0.11	0.42	0.16	0.15	0.24	0.14	0.09	0.15	0.30	0.53	65.46	
VMTD Veh-miles (Demand)	908	303	1,534	2,907	1,534	327	982	239	1,114	459	424	688	343	210	252	550	991	183,194	
VMTV Veh-miles (Volume)	908	303	1,534	2,907	1,534	327	982	239	1,114	459	424	688	343	210	252	550	991	181,345	
VHT travel (hrs)	16.47	6.82	27.60	64.88	28.72	8.42	18.43	4.33	20.69	8.16	7.60	12.33	6.23	4.14	4.30	9.76	17.17	3,821.17	
VHD delay (hrs)	3.50	2.50	5.68	23.36	6.80	3.74	4.40	0.91	4.78	1.59	1.54	2.50	1.34	1.15	0.70	1.90	3.02	1,199.08	
Space mean speed (mph)	55	44	56	45	53	39	53	55	54	56	56	56	55	51	59	56	58	47	
Segment density (veh/mi/lane)	25	36	24	35	25	44	27	21	18	24	25	23	24	17	15	16	17	29	
Segment density (pc/mi/lane)	28	41	27	40	28	51	31	24	20	27	28	25	26	19	17	19	19	34	
Tolled Express Lane	TEL-ONR			TEL-OFR			TEL-OFR			GP	GP	GP	GP	GP	GP	GP	GP	GP	TEL
Space mean speed (mph)	69	64	56	70	53	70	69	63	54	56	56	56	55	51	59	56	58	64	
Travel time per vehicle (min)	0.25	0.09	0.41	0.79	0.43	0.08	0.25	0.10	0.42	0.16	0.15	0.24	0.14	0.09	0.15	0.30	0.53	48.65	
Volume (vph)	855	855	855	877	593	583	583	583	-	-	-	-	-	-	-	-	-	16.81	
Level of Service (LOS)	B	B	B	B	B	A	A	A											

4:30 PM	C	D	C	D	C	D	C	B	B	C	C	C	C	B	B	B	B	
4:45 PM	C	E	C	E	C	F	D	C	B	C	C	C	C	B	B	B	B	
5:00 PM	C	E	C	E	C	E	D	C	B	C	C	C	C	B	B	B	C	
5:15 PM	C	E	C	E	C	D	F	D	C	C	C	C	D	B	B	B	C	
5:30 PM	D	E	C	E	C	F	D	C	B	C	C	C	D	B	B	B	C	
5:45 PM	D	F	C	F	D	F	D	C	C	C	C	C	C	B	B	B	C	
6:00 PM	D	F	D	F	D	F	F	D	C	D	D	C	D	B	B	B	C	
6:15 PM	D	F	D	F	D	F	F	D	C	D	D	C	D	C	B	B	C	

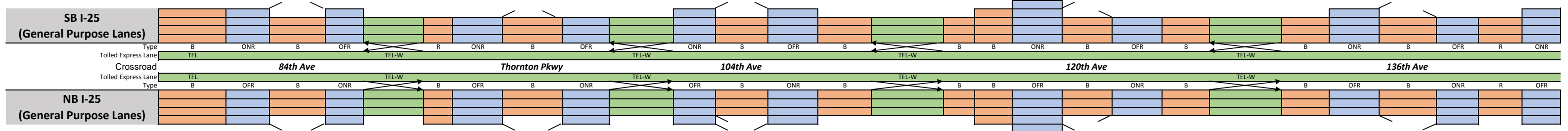


4:30 PM	C	E	C	E	C	E	B	C	B	C	E	D	D	C	C	B	C	
4:45 PM	D	F	C	F	D	F	C	D	C	D	F	E	D	C	C	C	D	
5:00 PM	C	F	C	E	C	F	C	C	B	C	E	D	D	C	C	B	C	
5:15 PM	C	E	C	E	C	F	B	C	B	C	E	D	D	C	C	B	C	
5:30 PM	D	F	C	F	C	F	C	C	B	C	E	D	D	C	C	B	C	
5:45 PM	D	F	D	F	F	F	F	D	C	F	F	F	E	C	C	C	D	
6:00 PM	D	F	D	F	F	F	C	D	C	D	F	E	D	C	C	C	D	
6:15 PM	C	E	C	E	C	F	B	C	B	C	F	D	D	C	C	B	C	

SEGMENT	115	116	117	118	119	120	121	122	123	124	125	126	127	128	129	130	131		
Segment Length (ft)	1,500	900	2,000	4,840	2,000	740	1,500	525	2,000	1,165	570	750	510	840	550	1,500	2,700	277,130	
Number of lanes	2	2	3	2	3	2	2	2	3	2	2	2	2	2	2	2	2		
Free Flow Speed (mph)	70	70	70	70	70	70	70	70	70	70	70	70	70	70	70	70	70		
Segment demand (vph)	3,362	3,362	3,962	3,319	3,960	3,545	3,545	2,475	2,881	3,457	3,457	3,457	2,736	2,736	2,126	2,346	2,346		
On-Ramp demand (vph)	1,132		600		641				406	576						220			
Off-Ramp demand (vph)			643		415		1,070					721		610					
Ramp-to-Ramp demand (vph)																			
Travel time per vehicle (min)	0.31	0.27	0.41	1.40	0.47	0.24	0.31	0.11	0.41	0.24	0.16	0.15	0.11	0.19	0.11	0.30	0.55	78.19	
VMTD Veh-miles (Demand)	955	573	1,501	3,042	1,500	497	1,007	246	1,091	763	373	491	264	435	221	666	1,200	209,088	
VMTV Veh-miles (Volume)	951	571	1,496	3,032	1,483	491	994	243	1,079	756	370	486	262	431	219	661	1,189	195,891	
VHT travel (hrs)	17.58	14.83	26.98	76.96	30.78	14.05	18.26	4.54	19.66	13.82	9.29	8.81	5.04	8.53	3.83	11.49	21.34	4,909.39	
VHD delay (hrs)	3.99	6.68	5.61	33.64	9.60	7.04	4.06	1.07	4.25	3.03	4.01	1.87	1.30	2.38	0.70	2.05	4.35	3,195.28	
Space mean speed (mph)	54	38	55	39	48	35	54	53	55	55	40	55	52	51	57	57	56	40	
Segment density (veh/mi/lane)	25	44	23	42	27	50	19	23	17	24	43	29	26	20	18	16	21	38	
Segment density (pc/mi/lane)	29	50	27	48	31	58	22	26	19	27	49	33	29	23	21	18	23	44	
Tolled Express Lane	TEL-OFR			TEL-ONR			TEL-ONR			GP	GP	GP	GP	GP	GP	GP	GP	GP	TEL
Space mean speed (mph)	70	70	55	70	48	63	69	70	55	55	40	55	52	51	57	57	56	62	
Travel time per vehicle (min)	0.24	0.15	0.41	0.79	0.47	0.13	0.25	0.09	0.41	0.24	0.16	0.15	0.11	0.19	0.11	0.30	0.55	49.49	
Volume (vph)	590	590	600	640	415	415	415	415	-	-	-	-	-	-	-	-	-	28.70	
Level of Service (LOS)	A	A	A	A	A	A	A	A											

SEGMENT	1	2	3	4	5	6	7	8	9	10	11	12	13	14	15	16	17	18	19	20	21	22	23	24	25	26	27	28	
Segment Length (ft)	2,700	1,500	1,865	1,100	2,530	715	750	1,835	750	2,900	1,045	1,735	1,010	2,190	3,100	95	800	1,500	1,575	1,500	1,400	3,000	1,315	1,500	2,095	750	1,390	750	
Number of lanes	4	4	3	3	4	3	3	3	3	4	3	3	3	3	4	3	4	3	3	3	3	4	3	3	3	3	3	3	
Free Flow Speed (mph)	60	60	60	60	60	60	60	60	60	60	60	60	60	60	60	60	60	60	65	65	65	65	65	65	65	65	65	65	
Segment demand (vph)	5,637	5,637	4,292	5,107	6,501	5,140	5,140	4,312	5,133	6,507	5,209	4,070	4,958	4,958	6,250	5,139	5,139	5,139	3,831	4,945	4,945	6,054	5,039	5,039	3,854	4,549	4,549	4,549	
On-Ramp demand (vph)		1,345			1,361		828			1,298	1,139				1,111			1,308				1,015		1,185				1,047	
Off-Ramp demand (vph)				815	1,394					821	1,374			888							1,114		1,109				695		
Ramp-to-Ramp demand (vph)																													
Travel time per vehicle (min)	0.70	0.29	0.49	0.24	0.71	0.17	0.18	0.48	0.17	0.78	0.24	0.44	0.22	0.66	0.84	0.03	0.20	0.34	0.36	0.31	0.40	0.73	0.38	0.33	0.48	0.16	0.30	0.16	
VMTD Veh-miles (Demand)	2,883	1,601	1,516	1,064	3,115	696	730	1,499	729	3,574	1,031	1,337	948	2,056	3,670	92	779	1,460	1,143	1,405	1,311	3,440	1,255	1,432	1,529	646	1,198	646	
VMTV Veh-miles (Volume)	2,877	1,598	1,512	1,061	3,106	693	727	1,492	726	3,558	1,025	1,324	939	2,036	3,632	91	769	1,442	1,123	1,381	1,289	3,379	1,228	1,401	1,487	629	1,165	629	
VHT travel (hrs)	66.08	27.13	35.02	20.70	76.70	14.31	15.01	34.66	14.16	83.67	21.15	29.60	18.30	53.67	86.42	2.52	16.72	28.96	22.68	25.37	32.28	72.00	31.50	26.83	29.98	11.56	21.97	11.86	
VHD delay (hrs)	18.13	0.50	9.82	3.01	24.94	2.75	2.88	9.80	2.07	24.37	4.12	7.53	2.65	19.74	25.89	1.00	3.91	4.93	5.41	4.13	12.45	20.01	12.60	5.27	7.10	1.89	4.05	2.19	
Space mean speed (mph)	44	59	43	51	40	48	48	43	51	43	48	45	51	38	42	36	46	50	49	54	40	47	39	52	50	54	53	53	
Segment density (veh/mi/lane)	32	24	33	33	39	35	35	33	33	37	36	30	32	43	36	47	28	34	25	30	41	32	42	31	25	27	28	28	
Segment density (pc/mi/lane)	37	27	38	38	45	40	40	38	38	43	41	35	37	50	42	54	32	39	29	34	47	36	48	36	29	31	32	32	
Tolled Express Lane	TEL				TEL-W					TEL-W					TEL-W						TEL-W								
Space mean speed (mph)	44	60	60	57	40	60	60	60	55	43	60	60	60	59	42	60	60	60	65	65	63	47	65	65	65	65	65	65	
Travel time per vehicle (min)	0.70	0.28	0.35	0.22	0.71	0.14	0.14	0.35	0.16	0.78	0.20	0.33	0.19	0.42	0.84	0.02	0.15	0.28	0.28	0.26	0.25	0.73	0.23	0.26	0.37	0.13	0.24	0.13	
Volume (vph)	1,394	1,394	1,394	1,394	1,068	1,372	1,372	1,372	1,372	1,165	1,291	1,291	1,291	1,291	975	1,109	1,109	1,109	1,109	1,109	1,109	851	1,016	1,016	1,016	1,016	1,016	1,016	
Level of Service (LOS)	D	C	C	C	D	C	C	C	C	D	C	C	C	C	C	C	C	C	B	B	B	C	B	B	B	B	B	B	

4:30 PM	E	D	E	C	F	D	D	E	D	E	D	D	C	F	E	F	D	C	D	D	F	D	F	D	D	E	E	C
4:45 PM	E	D	E	C	F	D	D	E	F	F	F	E	D	F	F	F	D	F	D	E	F	E	F	D	D	E	E	D
5:00 PM	E	D	E	C	F	D	D	E	D	E	D	E	C	F	E	F	D	C	D	D	F	E	F	D	D	E	E	C
5:15 PM	E	D	E	C	F	D	D	E	D	E	D	D	C	F	E	F	D	C	D	D	E	E	F	D	D	E	E	C
5:30 PM	E	D	E	C	F	D	D	E	D	E	D	D	C	F	E	F	D	C	D	D	E	D	E	D	D	E	E	C
5:45 PM	E	D	E	C	F	D	D	E	E	F	D	E	C	F	F	F	D	C	D	D	F	E	F	D	D	E	E	C
6:00 PM	E	D	E	C	F	D	D	E	F	F	F	E	C	F	F	F	D	C	D	D	F	E	F	D	D	E	E	D
6:15 PM	E	D	E	C	F	D	D	E	D	E	D	D	D	F	E	F	D	C	D	D	F	E	F	D	D	E	E	D



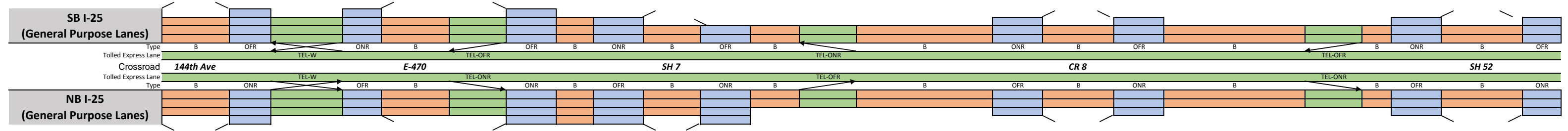
4:30 PM	E	F	F	F	F	F	F	E	F	F	F	E	F	F	E	F	D	F	E	F	F	E	F	F	D	D	D	D
4:45 PM	F	F	F	F	F	F	F	F	F	F	F	E	F	F	F	F	D	F	E	F	F	F	F	F	D	D	D	D
5:00 PM	F	F	F	F	F	F	F	F	F	F	F	E	F	F	F	F	D	F	E	F	F	F	F	D	D	D	D	
5:15 PM	F	F	F	F	F	F	F	F	F	F	F	E	F	F	F	F	D	F	E	F	F	F	F	D	D	D	D	
5:30 PM	F	F	F	F	F	F	F	F	F	F	F	E	F	F	F	F	D	F	E	F	F	F	F	F	E	F	F	F
5:45 PM	F	F	F	F	F	F	F	F	F	F	F	E	F	F	F	F	D	F	E	F	F	F	F	F	E	F	F	F
6:00 PM	F	F	F	F	F	F	F	F	F	F	F	E	F	F	F	F	D	F	E	F	F	F	F	F	E	F	F	F
6:15 PM	F	F	F	F	F	F	F	F	F	F	F	E	F	F	F	F	D	F	E	F	F	F	F	F	C	F	F	F

SEGMENT	1	2	3	4	5	6	7	8	9	10	11	12	13	14	15	16	17	18	19	20	21	22	23	24	25	26	27	28	
Segment Length (ft)	2,700	1,100	1,875	750	2,200	170	1,500	2,180	1,350	2,450	995	1,700	1,500	1,765	3,000	310	715	1,500	1,525	1,500	1,400	3,000	1,380	1,500	2,040	1,015	1,070	745	
Number of lanes	4	4	3	3	4	4	3	3	3	4	3	3	3	3	4	3	4	3	3	3	3	4	3	3	3	3	3	3	
Free Flow Speed (mph)	60	60	60	60	60	60	60	60	60	60	60	60	60	60	60	60	60	60	65	65	65	65	65	65	65	65	65	65	
Segment demand (vph)	6,433	6,433	5,204	5,977	7,746	6,143	6,143	5,292	6,300	7,910	6,465	5,238	6,013	6,013	7,460	6,121	6,121	6,121	5,195	6,018	6,018	7,382	6,125	6,125	4,812	5,511	5,511	5,511	
On-Ramp demand (vph)				773	1,769				1,008	1,610			775		1,447						823		1,364			699			
Off-Ramp demand (vph)		1,229			1,603		851			1,445	1,227				1,339			926				1,257		1,313				1,216	
Ramp-to-Ramp demand (vph)																													
Travel time per vehicle (min)	1.64	0.67	0.98	0.18	0.69	0.12	0.48	1.15	0.37	0.69	0.22	0.44	0.35	0.53	0.65	0.10	0.18	0.33	0.39	0.33	0.45	0.68	0.49	0.32	0.50	0.22	0.24	0.16	
VMTD Veh-miles (Demand)	3,290	1,340	1,848	849	3,227	198	1,745	2,185	1,611	3,670	1,218	1,686	1,708	2,010	4,239	359	829	1,739	1,500	1,710	1,596	4,194	1,601	1,740	1,859	1,059	1,117	778	
VMTV Veh-miles (Volume)	2,944	1,198	1,643	767	2,761	169	1,488	1,858	1,381	2,915	962	1,331	1,395	1,641	3,611	305	703	1,474	1,266	1,479	1,380	3,733	1,422	1,546	1,644	952	1,004	699	
VHT travel (hrs)	157.48	64.14	75.58	16.00	76.46	10.63	41.95	85.97	33.68	72.48	18.81	30.15	28.48	43.17	68.41	8.70	15.43	28.79	28.12	28.70	38.85	74.93	44.68	28.59	35.66	18.41	19.41	12.92	
VHD delay (hrs)	108.41	44.17	48.20	3.22	333.16	7.81	17.15	55.01	88.17	550.58	2.78	7.97	5.23	15.82	8.22	3.62	3.72	4.22	8.65	5.95	17.61	17.51	22.80	4.81	10.37	3.76	3.96	2.17	
Space mean speed (mph)	19	19	22	48	36	16	35	22	41	40	51	44	49	38	53	35	46	51	45	52	36	50	32	54	46	52	54	54	
Segment density (veh/mi/lane)	77	77	71	38	46	83	49	69	44	48	33	31	33	43	35	49	28	34	32	34	49	34	57	34	31	32	32	31	
Segment density (pc/mi/lane)	89	89	82	43	53	95	57	80	51	55	38	36	38	50	40	57	33	39	37	39	56	39	66	39	35	37	35		
Tolled Express Lane	TEL				TEL-W					TEL-W					TEL-W						TEL-W								
Space mean speed (mph)	19	53	60	60	36	42	58	60	60	40	56	60	60	60	53	56	59	60	65	65	65	50	63	65	65	65	65	65	
Travel time per vehicle (min)	1.64	0.24	0.36	0.14	0.69	0.05	0.29	0.41	0.26	0.69	0.20	0.32	0.28	0.33	0.65	0.06	0.14	0.28	0.27	0.26	0.24	0.68	0.25	0.26	0.36	0.18	0.19	0.13	
Volume (vph)	1,750	1,750	1,750	1,750	1,495	1,600	1,																						

SEGMENT	29	30	31	32	33	34	35	36	37	38	39	40	41	42	43	44	45	46	47	48	49	50	51			
Segment Length (ft)	2,720	1,280	3,000	1,280	3,650	2,000	750	685	750	2,535	1,500	520	2,000		7,390	1,500	2,750	1,500		7,610	2,000	295	1,500		3,030	1,500
Number of lanes	3	3	4	3	3	4	3	3	3	2	2	2	3		2	2	2	2		2	3	2	2		2	2
Free Flow Speed (mph)	65	65	65	65	70	70	70	70	70	70	70	70	70		70	70	70	70		70	70	70	70		70	70
Segment demand (vph)	3,502	4,188	5,202	4,299	3,859	4,764	4,694	4,694	4,694	3,262	4,115	4,115	4,801		3,730	3,730	3,173	3,611		3,611	4,689	3,770		3,770	2,894	3,217
On-Ramp demand (vph)			903	440			677			1,432			1,071				557				919					876
Off-Ramp demand (vph)		686	1,014				905	607				853									1,078					
Ramp-to-Ramp demand (vph)																										
Travel time per vehicle (min)	0.60	0.26	0.70	0.27	0.77	0.42	0.14	0.16	0.13	0.61	0.31	0.21	1.38		2.21	0.40	1.04	0.37		2.22	0.43	0.11	0.32		1.41	0.39
VMTD Veh-miles (Demand)	1,804	1,015	2,956	1,042	2,668	1,805	667	609	667	1,566	1,169	405	1,819		5,221	1,060	1,653	1,026		5,204	1,776	211	1,071		1,661	914
VMTV Veh-miles (Volume)	1,740	979	2,848	996	2,537	1,714	627	572	627	1,430	1,067	370	1,660		5,083	1,045	1,630	1,025		5,204	1,746	206	1,049		1,615	906
VHT travel (hrs)	33.70	17.72	58.46	18.61	47.18	31.38	10.64	12.05	9.33	30.41	19.38	12.96	100.93		133.87	24.59	54.40	22.10		133.75	32.76	6.86	19.39		66.01	20.57
VHD delay (hrs)	6.93	2.65	14.64	3.28	10.95	6.89	1.69	3.87	0.38	9.98	4.14	7.68	249.88		61.26	9.66	31.12	7.46		59.40	7.82	3.91	5.07		42.93	7.62
Space mean speed (mph)	52	55	49	54	54	55	59	48	67	47	55	29	16		38	42	30	46		39	53	30	54		24	44
Segment density (veh/mi/lane)	22	24	26	26	23	21	25	31	22	32	29	66	89		48	41	52	38		46	29	61	23		58	35
Segment density (pc/mi/lane)	25	28	30	29	26	25	29	36	25	36	33	76	102		55	47	60	43		53	33	71	26		66	40

Tolled Express Lane	TEL-W				TEL-OFR				TEL-ONR				TEL-OFR													
Space mean speed (mph)	65	63	49	66	70	55	70	70	70	70	68	47	16	70	70	70	70	70		53	70	70	70	70	70	69
Travel time per vehicle (min)	0.48	0.23	0.70	0.22	0.59	0.42	0.12	0.11	0.12	0.41	0.25	0.13	1.38	1.20	0.24	0.45	0.24			1.24	0.43	0.05	0.24		0.49	0.25
Volume (vph)	1,016	1,016	788	905	905	677	686	686	686	686	686	686	686	1,079	1,079	1,079	1,079			1,079	919	913	913	913	913	913
Level of Service (LOS)	B	B	B	B	B	B	A	A	A	A	A	B	E	B	B	B	B	B		B	B	B	B	B	B	B

4:30 PM	C	C	C	C	C	C	C	D	C	D	D	F	D	F	C	D	C	E	C	E	C	D	C
4:45 PM	D	C	D	C	D	C	C	E	D	E	F	F	F	F	F	D	D	F	F	F	F	D	D
5:00 PM	D	C	D	C	D	C	C	E	C	E	F	F	F	F	D	C	D	F	F	F	C	C	C
5:15 PM	C	C	D	C	C	C	C	D	C	E	F	F	F	F	F	F	F	F	F	F	E	F	F
5:30 PM	C	C	D	C	C	C	C	E	C	E	F	F	F	F	F	F	F	F	F	E	D	F	C
5:45 PM	C	C	D	C	D	C	C	E	D	E	F	F	F	F	F	F	F	F	F	F	D	F	F
6:00 PM	C	C	D	C	C	C	C	E	C	E	F	F	F	F	F	F	F	F	F	F	D	F	F
6:15 PM	C	C	D	C	D	C	C	E	C	E	F	F	F	F	F	F	F	F	F	F	D	F	C

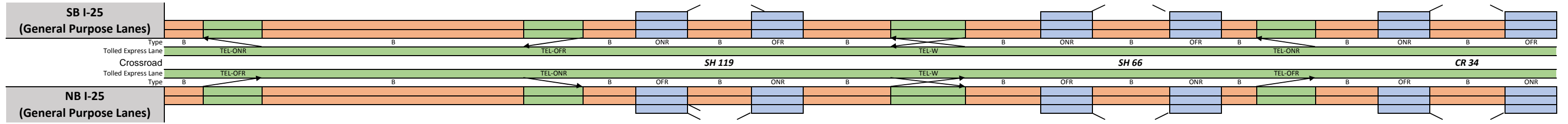


4:30 PM	D	C	D	D	D	C	D	C	C	F	F	F	F	F	F	D	C	F	F	F	F	E	C
4:45 PM	D	C	E	D	D	C	F	F	F	F	F	F	F	F	F	D	F	F	F	F	F	E	F
5:00 PM	D	C	E	D	D	F	F	F	F	F	F	F	F	F	F	E	F	F	F	F	F	D	F
5:15 PM	D	C	E	D	E	F	F	F	F	F	F	F	F	F	F	E	F	F	F	F	F	D	F
5:30 PM	D	C	C	D	F	F	F	F	F	F	F	F	F	F	F	D	F	F	F	F	F	D	F
5:45 PM	D	C	F	F	F	F	F	F	F	F	F	F	F	F	F	F	F	F	F	F	F	F	F
6:00 PM	C	F	F	F	F	F	F	F	F	F	F	F	F	F	F	F	F	F	F	F	F	F	F
6:15 PM	F	F	F	F	F	F	F	F	F	F	F	F	F	F	F	D	F	F	F	F	F	F	F

SEGMENT	29	30	31	32	33	34	35	36	37	38	39	40	41	42	43	44	45	46	47	48	49	50	51			
Segment Length (ft)	2,714	935	2,976	750	2,725	2,000	1,500	645	1,500	2,005	1,500	1,470	2,000		7,240	1,500	2,955	1,500		7,555	2,000	155	1,500		3,580	750
Number of lanes	3	3	4	3	3	4	3	4	3	3	3	2	3		2	2	2	2		2	3	2	2		2	2
Free Flow Speed (mph)	65	65	65	65	70	70	70	70	70	70	70	70	70		70	70	70	70		70	70	70	70		70	70
Segment demand (vph)	4,295	5,024	6,283	5,232	4,422	5,495	5,287	5,287	5,287	3,989	5,133	5,133	6,068		4,381	4,381	3,746	4,310		4,310	6,008	4,508	4,508		3,663	4,191
On-Ramp demand (vph)		729	1,259			1,073	752				1,144		935				564				1,698					528
Off-Ramp demand (vph)			1,051	810		960			1,298				1,687		635						1,500		845			
Ramp-to-Ramp demand (vph)																										
Travel time per vehicle (min)	0.63	0.20	0.79	0.24	1.62	2.51	1.12	0.83	1.13	2.61	1.28	0.59	0.49		2.10	0.31	0.69	0.31		4.89	0.53	0.05	0.31		0.83	0.15
VMTD Veh-miles (Demand)	2,208	890	3,541	743	2,282	2,081	1,502	646	1,502	1,515	1,458	1,429	2,298		6,007	1,245	2,096	1,224		6,167	2,276	132	1,281		2,484	595
VMTV Veh-miles (Volume)	1,984	812	3,137	649	1,919	1,532	1,141	490	1,139	1,142	1,067	1,046	1,777		4,625	958	1,604	974		5,369	1,781	103	1,000		1,917	477
VHT travel (hrs)	40.50	15.35	73.50	18.19	100.71	169.39	74.65	55.28	75.73	131.11	79.89	36.64	38.19		117.93	17.22	32.94	17.83		305.75	41.46	2.91	18.10		38.89	8.52
VHD delay (hrs)	9.98	2.85	45.78	8.20	73.29	499.55	58.47	48.27	59.45	114.79	429.37	21.70	12.80		51.85	3.53	10.03	3.91		229.05	436.07	1.43	3.82		11.50	1.71
Space mean speed (mph)	49	53	43	36	19	9	15	9	15	9	13	29	47		39	56	49	55		18	43	36	55		49	56
Segment density (veh/mi/lane)	26	29	32	43	65	112	88	113	89	115	94	66	43		43	26	29	23		107	42	50	28		29	20
Segment density (pc/mi/lane)	30	33	37	49	75	129	101	130	102	132	108	76	49		49	30	34	27		123	49	57	32		33	23
Tolled Express Lane	TEL-W				TEL-ONR				TEL-OFR				TEL-ONR													
Space mean speed (mph)	65	65	43	58	70	9	65	68	70	70	70	70	47		70	70	70	70		70	43	49	68		70	70
Travel time per vehicle (min)	0.47	0.16	0.79	0.15	0.44	2.51	0.26	0.11	0.24	0.33	0.24	0.24	0.49		1.18	0.24	0.48	0.24		1.23	0.53	0.04	0.25		0.58	0.12
Volume (vph)	1,245	1,245	825	1,055	1,055	960	960	960	960	960	960	960	935		1,695	1,695	1,695	1,695		1,695	1,500	1,500	1,500		1,500	1,500
Level of Service (LOS)	C	C	C	C	B	F	B	B	B	B	B	B	C		C	C	C	C		C	D	D	C		C	C

SEGMENT	52	53	54	55	56	57	58	59	60	61	62	63	64	65	66	67	68	69	70	71	
Segment Length (ft)	400	2,000		14,995	2,000	745	750	4,315	1,500	3,500	3,000	3,240	1,500	2,995	1,500	490	2,000	2,280	1,500	2,995	1,500
Number of lanes	2	3		2	3	2	2	2	2	2	3	2	2	2	2	3	2	2	2	2	2
Free Flow Speed (mph)	70	70		70	70	70	70	70	70	70	70	70	70	70	70	70	70	70	70	70	70
Segment demand (vph)	3,217	4,130		3,169	4,131	3,379	3,379	2,285	2,959	2,959	3,715	3,007	3,007	2,478	3,264	3,264	3,975	3,093	3,093	2,671	2,922
On-Ramp demand (vph)		961			752			1,094			708		529				882			422	
Off-Ramp demand (vph)		913			962				674		756				786		711				251
Ramp-to-Ramp demand (vph)																					
Travel time per vehicle (min)	0.09	0.40		4.05	0.42	0.23	0.16	0.89	0.31	0.85	0.63	0.80	0.30	0.64	0.31	0.14	0.42	0.58	0.31	0.67	0.30
VMTD Veh-miles (Demand)	244	1,564		9,000	1,565	477	480	1,867	841	1,961	2,111	1,845	854	1,406	927	303	1,506	1,336	879	1,515	830
VMTV Veh-miles (Volume)	243	1,562		9,000	1,565	477	480	1,867	841	1,961	2,111	1,845	854	1,406	927	303	1,506	1,336	879	1,515	830
VHT travel (hrs)	4.59	27.27		213.84	29.08	12.94	8.85	33.99	15.21	41.86	39.06	40.04	15.27	26.41	16.85	7.38	27.66	29.94	15.95	29.64	14.77
VHD delay (hrs)	1.12	5.49		85.27	6.73	6.13	1.99	7.31	3.20	13.83	8.91	13.68	3.07	6.33	3.60	3.05	6.15	10.86	3.40	8.00	2.91
Space mean speed (mph)	53	57		42	54	37	54	55	55	47	54	46	56	53	55	41	54	45	55	51	56
Segment density (veh/mi/lane)	30	23		38	25	46	24	21	23	32	22	33	21	23	26	40	24	35	24	26	24
Segment density (pc/mi/lane)	35	27		43	29	53	27	24	27	36	26	38	24	27	30	46	27	40	27	30	28
Tolled Express Lane		TEL-ONR		TEL-OFR		TEL-W		TEL-ONR		TEL-ONR		TEL-ONR		TEL-ONR		TEL-ONR		TEL-ONR		TEL-ONR	
Space mean speed (mph)	63	57		70	54	70	70	70	70	70	54	70	70	70	69	63	54	70	70	70	70
Travel time per vehicle (min)	0.07	0.40		2.43	0.42	0.12	0.12	0.70	0.24	0.57	0.63	0.53	0.24	0.49	0.25	0.09	0.42	0.37	0.24	0.49	0.24
Volume (vph)	913	913		963	752	757	757	757	757	757	590	711	711	711	711	711	711	887	887	887	887
Level of Service (LOS)	B	B		B	B	A	A	A	A	A	A	A	A	A	B	B	B	B	B	B	B

4:30 PM	D	C		D	C	D	C	B	C	D	C	D	C	C	C	D	C	D	C	C	C
4:45 PM	F	D		F	D	F	D	C	C	E	C	E	C	D	D	F	C	E	C	D	C
5:00 PM	D	C		D	C	D	C	C	C	D	C	D	C	C	D	E	C	E	C	D	C
5:15 PM	E	D		E	D	F	D	D	D	E	C	E	C	D	D	F	D	F	D	D	D
5:30 PM	D	C		E	D	F	C	C	C	D	C	D	C	C	D	E	C	D	C	D	C
5:45 PM	E	C		F	D	F	D	D	C	E	C	E	C	D	D	F	C	E	C	D	D
6:00 PM	F	E		F	D	F	D	D	D	E	C	E	C	D	D	F	D	E	D	D	C
6:15 PM	F	D		D	C	E	C	B	C	D	C	D	C	C	C	D	C	D	C	C	C



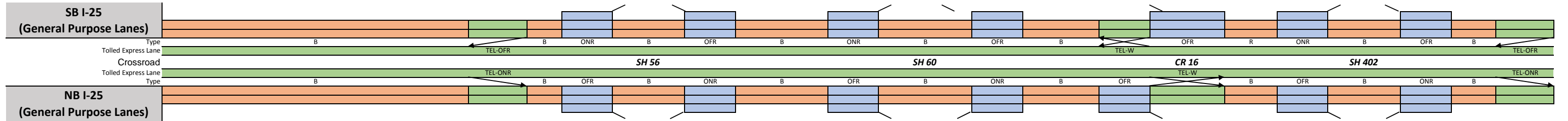
4:30 PM	F	D		F	E	F	F	C	C	F	D	F	D	D	F	D	F	D	D	D	D
4:45 PM	F	F		F	F	F	F	D	F	F	D	F	F	F	F	F	E	F	F	E	D
5:00 PM	F	D		F	F	F	F	D	F	F	F	F	F	F	F	D	F	F	F	E	D
5:15 PM	F	F		F	F	F	F	D	F	F	F	F	F	F	F	E	F	F	F	D	D
5:30 PM	F	F		F	F	F	F	D	F	F	F	F	F	F	F	E	F	F	F	E	D
5:45 PM	F	F		F	F	F	F	D	F	F	F	F	F	F	F	E	F	F	F	E	F
6:00 PM	F	F		F	F	F	F	D	F	F	F	F	F	F	F	F	F	F	F	E	D
6:15 PM	F	F		F	F	F	F	C	F	F	F	F	F	F	F	D	F	F	F	D	D

SEGMENT	52	53	54	55	56	57	58	59	60	61	62	63	64	65	66	67	68	69	70	71	
Segment Length (ft)	735	2,000		15,000	2,000	1,635	1,500	2,325	1,500	3,850	3,000	3,040	1,500	3,185	1,500	500	2,000	2,245	1,500	3,035	1,500
Number of lanes	2	3		2	3	2	2	2	2	2	3	2	2	2	2	2	3	2	2	2	2
Free Flow Speed (mph)	70	70		70	70	70	70	70	70	70	70	70	70	70	70	70	70	70	70	70	70
Segment demand (vph)	4,191	5,691		4,122	5,694	4,444	4,444	2,960	3,943	3,943	5,186	4,251	4,251	3,501	4,345	4,345	5,275	4,168	4,168	3,386	3,606
On-Ramp demand (vph)		1,500			1,572				983		1,243				844		930				220
Off-Ramp demand (vph)		1,569			1,250			1,484			935		750				1,107				
Ramp-to-Ramp demand (vph)																					
Travel time per vehicle (min)	0.21	0.43		2.87	1.17	0.65	0.32	0.50	0.32	0.83	1.85	1.04	0.53	1.95	0.32	0.20	0.42	0.83	0.31	0.73	0.31
VMTD Veh-miles (Demand)	583	2,156		11,710	2,157	1,376	1,263	1,303	1,120	2,875	2,947	2,448	1,208	2,112	1,234	411	1,998	1,772	1,184	1,946	1,024
VMTV Veh-miles (Volume)	467	1,839		9,925	1,831	1,163	1,067	1,096	986	2,530	2,517	2,056	1,010	1,757	1,067	356	1,775	1,569	1,048	1,712	909
VHT travel (hrs)	11.78	34.40		167.34	94.17	40.75	19.77	20.53	18.24	48.01	136.29	61.98	31.61	94.84	20.28	12.46	33.02	51.09	18.99	36.45	16.69
VHD delay (hrs)	5.11	8.13		25.56	189.14	24.13	4.52	4.88	4.15	11.87	179.18	32.61	17.18	69.74	5.04	7.38	7.66	28.69	4.02	11.99	3.71
Space mean speed (mph)	40	53		59	19	29	54	53	54	53	18	33	32	19	53	29	54	31	55	47	54
Segment density (veh/mi/lane)	42	34		29	83	66	22	23	25	33	80	54	56	79	26	66	31	60	31	32	25
Segment density (pc/mi/lane)	49	39		34	95	76	25	27	29	38	92	62	64	90	30	76	36	69	35	36	29
Tolled Express Lane		TEL-OFR		TEL-ONR		TEL-W		TEL-ONR		TEL-ONR		TEL-ONR		TEL-ONR		TEL-ONR		TEL-ONR		TEL-ONR	
Space mean speed (mph)	70	53		70	19	66	70	70	70	70	18	70	70	70	70	70	54	70	70	70	70
Travel time per vehicle (min)	0.12	0.43		2.44	1.17	0.28	0.24	0.38	0.24	0.63	1.85	0.50	0.24	0.52	0.24	0.08	0.42	0.37	0.24	0.49	0.24
Volume (vph)	1,500	1,500		1,570	1,250	1,250	1,250	1,250	1,250	1,250	885	930	930	930	930	930	930	1,105	1,105	1,105	1,105
Level of Service (LOS)	C	D		C	F	C	B	B	B	B	F	B	B	B	B	B	B	B	B	B	B

SEGMENT	72	73	74	75	76	77	78	79	80	81	82	83	84	85	86	87	88	89	90
Segment Length (ft)	18,155	2,000	425	1,500	3,020	1,500	4,340	1,500	3,245	1,500	5,790	3,075	750	895	1,165	2,870	750	705	2,000
Number of lanes	2	3	2	2	2	2	2	2	2	2	2	3	2	2	2	2	2	2	3
Free Flow Speed (mph)	70	70	70	70	70	70	70	70	70	70	70	70	70	70	70	70	70	70	70
Segment demand (vph)	2,922	3,808	3,005	3,005	2,690	3,403	3,403	3,403	2,783	3,824	3,824	4,624	4,151	4,151	4,151	3,327	4,163	4,163	5,483
On-Ramp demand (vph)		803		315				620				1,319			824				1,119
Off-Ramp demand (vph)		886				713				1,041		800	846				836		1,320
Ramp-to-Ramp demand (vph)																			
Travel time per vehicle (min)	4.32	0.41	0.10	0.31	0.65	0.31	1.15	0.31	0.71	0.31	1.91	0.70	0.15	0.19	0.25	0.72	0.15	0.26	0.44
VMTD Veh-miles (Demand)	10,047	1,442	242	854	1,539	967	2,797	967	1,710	1,086	4,193	2,693	590	704	916	1,808	591	556	2,077
VMTV Veh-miles (Volume)	10,047	1,385	230	811	1,452	912	2,637	912	1,591	1,011	3,901	2,509	534	637	829	1,594	526	494	1,847
VHT travel (hrs)	210.29	24.97	4.70	14.79	27.49	16.49	61.55	16.60	30.43	18.50	113.08	50.54	9.69	12.17	15.85	34.95	9.53	16.26	35.80
VHD delay (hrs)	66.76	5.18	1.42	3.21	6.75	3.47	23.88	3.58	7.70	4.06	57.35	14.70	2.07	3.08	4.01	12.18	2.02	9.20	9.41
Space mean speed (mph)	48	55	49	55	53	55	43	55	52	55	34	50	55	52	52	46	55	30	52
Segment density (veh/mi/lane)	31	22	29	25	24	25	37	24	25	30	52	30	31	33	27	32	31	61	34
Segment density (pc/mi/lane)	35	26	34	28	28	29	43	28	28	34	59	35	36	38	31	37	36	70	40

Tolled Express Lane		TEL-OFR										TEL-W					TEL-OFR			
Space mean speed (mph)	70	55	70	70	70	70	70	70	70	70	70	70	70	70	70	70	68	64	52	
Travel time per vehicle (min)	2.95	0.41	0.07	0.24	0.49	0.24	0.70	0.24	0.53	0.24	0.94	0.70	0.12	0.15	0.19	0.47	0.12	0.12	0.44	
Volume (vph)	887	803	799	799	799	799	799	799	799	799	799	712	1,320	1,320	1,320	1,320	1,320	1,320	1,119	
Level of Service (LOS)	B	B	B	B	B	B	B	B	B	B	B	B	C	C	C	C	C	C	C	

4:30 PM	C	C	C	C	C	C	D	C	D	D	F	D	D	D	D	D	D	F	E
4:45 PM	D	C	D	D	D	D	F	D	D	D	F	D	F	F	F	D	F	F	E
5:00 PM	D	C	D	C	D	D	E	C	D	F	F	E	F	F	F	D	F	F	E
5:15 PM	E	C	E	D	D	D	E	C	D	F	F	E	F	F	F	E	F	F	F
5:30 PM	D	C	D	D	D	C	E	C	D	D	F	D	F	F	F	D	F	F	F
5:45 PM	E	C	D	D	D	D	E	C	D	F	F	E	F	F	F	E	F	F	F
6:00 PM	D	C	D	C	D	D	F	D	D	F	F	D	F	F	F	F	F	F	F
6:15 PM	C	C	D	C	C	C	E	C	D	D	F	D	F	F	F	F	F	F	E

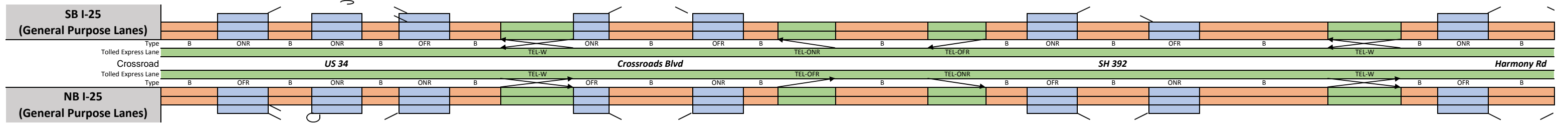


4:30 PM	E	D	F	D	E	D	F	D	D	F	E	D	F	D	D	D	D	E	C
4:45 PM	F	F	F	F	F	F	F	F	F	F	F	D	F	F	F	D	D	F	D
5:00 PM	F	F	F	F	F	F	F	F	F	F	F	D	F	D	C	C	E	C	
5:15 PM	F	F	F	F	F	F	F	F	F	F	F	D	F	D	D	D	F	E	
5:30 PM	F	F	F	F	F	F	F	F	F	F	F	D	F	D	D	D	E	F	
5:45 PM	F	F	F	F	F	F	F	F	F	F	F	E	F	F	C	F	F	F	
6:00 PM	F	F	F	F	F	F	F	F	F	F	F	D	E	F	F	F	F	F	
6:15 PM	F	F	F	F	F	F	F	F	F	F	F	C	F	F	F	F	F	F	

SEGMENT	72	73	74	75	76	77	78	79	80	81	82	83	84	85	86	87	88	89	90	
Segment Length (ft)	18,150	2,000	500	1,500	2,890	1,500	4,225	1,500	4,255	1,500	3,160	1,500	3,095	1,610	1,500	2,930	1,500	1,095	2,000	
Number of lanes	2	3	2	2	2	2	2	2	2	2	2	2	3	2	2	2	2	2	3	
Free Flow Speed (mph)	70	70	70	70	70	70	70	70	70	70	70	70	70	70	70	70	70	70	70	
Segment demand (vph)	3,606	4,713	3,783	3,783	3,383	3,973	3,973	3,973	3,400	4,116	4,116	4,116	4,489	3,712	3,712	2,658	3,418	3,418	4,185	
On-Ramp demand (vph)		1,107				590				716			935				760		767	
Off-Ramp demand (vph)		930		400				573				562	777		1,054				615	
Ramp-to-Ramp demand (vph)																				
Travel time per vehicle (min)	5.86	1.23	0.20	0.60	1.65	0.47	1.41	0.51	2.40	0.33	1.26	0.31	0.67	0.49	0.31	0.59	0.35	0.33	1.08	
VMTD Veh-miles (Demand)	12,396	1,785	358	1,075	1,852	1,129	3,179	1,129	2,740	1,169	2,463	1,169	2,631	1,132	1,055	1,475	971	709	1,585	
VMTV Veh-miles (Volume)	11,921	1,630	325	970	1,658	1,026	2,866	1,015	2,450	1,067	2,248	1,067	2,442	1,048	976	1,347	896	649	1,426	
VHT travel (hrs)	338.91	88.50	11.18	34.14	83.35	28.40	83.94	30.37	121.62	20.57	78.76	19.19	46.46	27.87	17.87	24.04	18.54	17.01	67.65	
VHD delay (hrs)	168.61	130.55	6.54	20.28	59.66	13.75	42.99	15.86	86.62	5.32	46.64	3.95	11.57	12.91	3.92	4.80	5.74	7.74	56.28	
Space mean speed (mph)	35	18	29	28	20	36	34	33	20	52	29	56	53	38	55	56	48	38	21	
Segment density (veh/mi/lane)	49	78	59	60	76	50	52	53	75	29	66	31	28	46	29	22	29	41	59	
Segment density (pc/mi/lane)	57	90	68	69	88	57	60	61	87	33	76	36	32	53	33	25	34	47	68	
Tolled Express Lane		TEL-ONR										TEL-W					TEL-ONR			
Space mean speed (mph)	70	18	47	68	70	70	70	70	70	70	70	70	53	69	70	70	70	70	21	
Travel time per vehicle (min)	2.95	1.23	0.12	0.25	0.47	0.24	0.69	0.24	0.69	0.24	0.51	0.24	0.67	0.27	0.24	0.48	0.24	0.18	1.08	
Volume (vph)	1,105	930	930	930	930	930	930	930	930	930	930	930	705	775	775	775	775	775	615	
Level of Service (LOS)	B	F	C	B	B	B	B	B	B	B	B	B	B	B	B	B	B	B	D	

SEGMENT	91	92	93	94	95	96	97	98	99	100	101	102	103	104	105	106	107	108	109	110	111	112	113	114																						
Segment Length (ft)	2,640	1,500	405	755	1,250	1,500	1,435	3,000	1,500	3,480	1,500	700	2,000	4,255	2,000	460	1,500	3,240	1,500	6,730	3,000	455	1,500	3,025																						
Number of lanes	2	2	2	2	2	2	2	3	2	2	2	2	3	2	3	2	2	2	2	2	3	2	2	2																						
Free Flow Speed (mph)	70	70	70	70	70	70	70	70	70	70	70	70	70	70	70	70	70	70	70	70	70	70	70	70																						
Segment demand (vph)	4,364	4,364	3,516	3,516	2,783	3,943	3,943	5,060	3,782	2,921	3,715	3,715	4,977	3,605	4,978	3,758	3,758	3,003	3,935	3,935	5,154	4,173	4,173	2,918																						
On-Ramp demand (vph)		848		733				1,278	861				1,372	3,605	1,220	3,758	755				981	4,173	1,255																							
Off-Ramp demand (vph)						1,160		1,117			794		1,262		1,373				932																											
Ramp-to-Ramp demand (vph)																																														
Travel time per vehicle (min)	1.05	0.33	0.26	0.46	1.44	0.87	0.83	2.43	0.55	1.74	0.47	0.26	0.58	1.47	0.43	0.14	0.32	0.71	0.31		2.14	0.66	0.17	0.32																						
VMTD Veh-miles (Demand)	2,182	1,240	270	503	659	1,120	1,072	2,875	1,074	1,925	1,055	493	1,885	2,905	1,886	327	1,068	1,843	1,118		5,016	2,928	360	1,186																						
VMTV Veh-miles (Volume)	1,878	1,067	223	416	515	876	840	2,282	982	1,721	984	462	1,782	2,905	1,803	308	1,006	1,709	1,038		4,659	2,721	328	1,082																						
VHT travel (hrs)	65.80	20.46	12.39	22.47	52.22	44.75	42.64	162.80	31.40	75.55	26.90	15.26	45.30	88.21	34.03	7.99	18.66	33.14	18.93		130.59	52.65	10.52	20.60																						
VHD delay (hrs)	38.97	5.21	9.20	16.53	44.86	32.24	30.64	461.63	18.88	50.97	12.84	8.65	53.30	46.70	8.28	3.59	4.30	8.73	4.10		64.04	13.79	5.84	219.39																						
Space mean speed (mph)	29	52	18	19	10	20	20	14	31	23	37	30	39	33	53	39	54	52	55		36	52	31	53																						
Segment density (veh/mi/lane)	66	28	81	79	110	79	78	96	54	57	45	58	39	55	30	46	26	27	33		51	33	61	27																						
Segment density (pc/mi/lane)	76	32	93	90	127	91	90	110	62	66	52	66	45	63	35	52	29	30	38		58	37	69	31																						
Tolled Express Lane	<table border="0" style="width:100%; text-align:center;"> <tr> <td colspan="7">TEL-W</td> <td colspan="7">TEL-ONR</td> <td colspan="7">TEL-OFR</td> <td colspan="2">TEL-W</td> </tr> </table>																							TEL-W							TEL-ONR							TEL-OFR							TEL-W	
TEL-W							TEL-ONR							TEL-OFR							TEL-W																									
Space mean speed (mph)	70	70	70	70	70	70	65	14	70	70	69	60	39	70	53	70	70	70	70		70	52	70	70																						
Travel time per vehicle (min)	0.43	0.24	0.07	0.12	0.20	0.25	0.25	2.43	0.24	0.56	0.25	0.13	0.58	0.69	0.43	0.07	0.24	0.53	0.24		1.09	0.66	0.07	0.24																						
Volume (vph)	1,117	1,117	1,117	1,117	1,117	1,117	1,117	1,005	1,262	1,262	1,262	1,262	1,262	1,372	1,220	1,218	1,218	1,218	1,218		1,218	963	974	974																						
Level of Service (LOS)	B	B	B	B	B	B	B	F	C	C	C	C	D	C	C	B	B	B	B		B	C	B	B																						

4:30 PM	F	F	F	F	E	C	F	D	D	C	D	F	D	E	D	F	C	D	E	F	D	F	D	C
4:45 PM	F	F	F	F	F	F	F	D	D	D	D	F	E	F	E	F	F	D	F	F	F	F	F	D
5:00 PM	F	F	F	F	F	F	F	F	D	D	D	F	D	F	D	F	D	D	E	F	F	F	F	E
5:15 PM	F	F	F	F	F	F	F	F	C	D	F	D	F	F	D	F	D	D	F	F	F	F	F	F
5:30 PM	F	F	F	F	F	F	F	F	F	F	F	F	F	F	E	F	F	D	F	F	F	F	F	F
5:45 PM	F	F	F	F	F	F	F	F	F	F	F	F	F	F	E	F	F	D	F	F	F	F	F	F
6:00 PM	F	F	F	F	F	F	F	F	F	F	F	F	F	F	E	F	F	D	F	F	F	F	F	F
6:15 PM	F	F	F	F	F	F	F	F	F	F	F	F	F	F	D	F	D	D	F	F	F	F	F	F

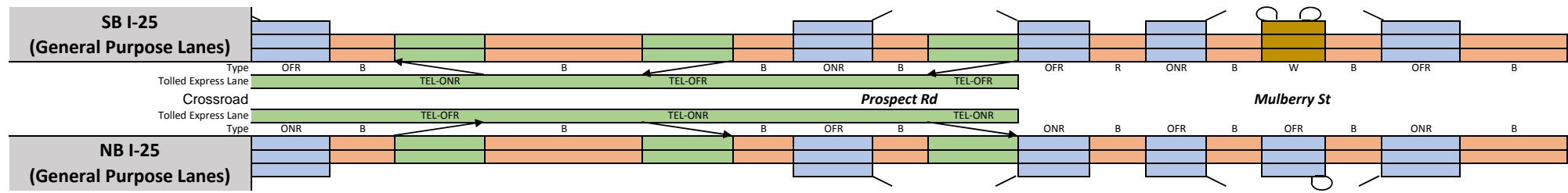


4:30 PM	F	C	C	E	F	F	F	D	D	D	C	F	D	F	D	D	D	D	F	C	F	F	D	D
4:45 PM	F	D	F	F	F	F	F	E	F	D	F	F	D	F	F	F	D	F	F	F	F	F	F	D
5:00 PM	D	F	F	F	F	F	F	D	D	D	C	F	D	F	D	F	D	D	F	F	F	D	D	D
5:15 PM	F	F	F	F	F	F	F	E	F	D	C	F	D	F	D	D	D	D	F	C	F	D	D	D
5:30 PM	F	F	F	F	F	F	F	D	D	D	C	F	D	F	D	D	D	D	F	C	F	D	D	D
5:45 PM	F	F	F	F	F	F	F	E	F	D	F	F	E	F	F	F	C	F	F	F	F	F	D	D
6:00 PM	F	F	F	F	F	F	F	E	D	C	F	F	D	F	F	F	D	F	F	F	F	F	D	D
6:15 PM	F	F	F	F	F	F	F	D	D	C	C	F	D	D	F	F	E	C	D	F	F	F	D	D

SEGMENT	91	92	93	94	95	96	97	98	99	100	101	102	103	104	105	106	107	108	109	110	111	112	113	114																						
Segment Length (ft)	1,925	1,500	1,050	1,500	600	1,500	1,545	3,000	540	3,680	1,500	500	2,000	4,255	2,000	900	1,500	2,900	1,500	6,630	3,000	600	1,500	2,565																						
Number of lanes	2	2	2	2	2	2	2	3	2	2	2	2	3	2	3	2	2	2	2	2	3	2	2	2																						
Free Flow Speed (mph)	70	70	70	70	70	70	70	70	70	70	70	70	70	70	70	70	70	70	70	70	70	70	70	70																						
Segment demand (vph)	3,570	3,570	2,491	3,276	3,276	4,087	4,087	4,697	3,730	2,974	3,657	3,657	4,622	3,598	4,619	3,709	3,709	2,828	3,558	3,558	4,465	3,744	3,744	2,582																						
On-Ramp demand (vph)				785		811		610			683		965		1,021						907																									
Off-Ramp demand (vph)		1,079						967	756				1,024		910		881				721		1,162																							
Ramp-to-Ramp demand (vph)																																														
Travel time per vehicle (min)	0.83	0.80	1.21	0.91	0.37	0.33	0.62	0.68	0.11	0.83	0.31	0.15	0.42	1.41	0.51	0.32	0.31	0.57	0.32		2.16	0.76	0.23	0.31																						
VMTD Veh-miles (Demand)	1,302	1,014	495	931	372	1,161	1,196	2,669	381	2,073	1,039	346	1,751	2,900	1,750	632	1,054	1,553	1,011		4,468	2,537	425	1,064																						
VMTV Veh-miles (Volume)	1,149	888	430	837	335	1,067	1,099	2,481	354	1,919	976	325	1,667	2,850	1,722	622	1,036	1,528	998		4,410	2,510	421	1,052																						
VHT travel (hrs)	43.38	41.56	43.51	44.52	18.31	20.46	38.51	49.54	6.41	38.15	17.91	8.65	30.74	83.36	38.54	19.74	18.77	26.30	18.62		126.37	56.00	13.96	19.39																						
VHD delay (hrs)	26.97	28.88	37.37	32.56	13.53	5.22	22.80	14.10	1.36	10.74	3.97	4.00	6.93	42.64	13.93	10.86	3.97	4.47	4.36		63.37	20.15	7.95	4.37																						
Space mean speed (mph)	26	21	10	19	18	52	29	50	55	50	54	38	54	34	45	31	55	58	54		35	45	30	54																						
Segment density (veh/mi/lane)	59	73	109	78	81	28	66	31	28	27	24	46	28	52	34	58	30	24	26		50	33	61	30																						
Segment density (pc/mi/lane)	68	84	126	90	93	32	76	35	32	31	28	53	32	59	39	67	35	28	30		58	38	71	34																						
Tolled Express Lane	<table border="0" style="width:100%; text-align:center;"> <tr> <td colspan="7">TEL-W</td> <td colspan="7">TEL-OFR</td> <td colspan="7">TEL-ONR</td> <td colspan="2">TEL-W</td> </tr> </table>																							TEL-W							TEL-OFR							TEL-ONR							TEL-W	
TEL-W							TEL-OFR							TEL-ONR							TEL-W																									
Space mean speed (mph)	68	70	70	70	70	70	70	50	62	70	70	70	54	70	45	64	69	70	70		70	45	60	69																						
Travel time per vehicle (min)	0.32	0.24	0.17	0.24	0.10	0.24	0.25	0.68	0.10	0.60	0.24	0.08	0.42	0.69	0.51	0.16	0.25	0.47	0.24		1.08	0.76	0.11	0.25																						
Volume (vph)	615	615	615	615	615	615	615	490	970	970	970	970	965	1,025	910	910	910	910	910		910	705	720	720																						
Level of Service (LOS)	A	A	A	A	A	A	A	A	B	B	B	B	B	B	C	B	B	B	B		B	B	A	A																						

SEGMENT	115	116	117	118	119	120	121	122	123	124	125	126	127	128	129	130	131		
Segment Length (ft)	1,500	500	2,000	4,840	2,000	500	1,500	535	2,000	775	715	1,160	700	420	750	1,500	2,700	276,955	
Number of lanes	2	2	3	2	3	2	2	2	3	2	2	2	2	3	2	2	2		
Free Flow Speed (mph)	70	70	70	70	70	70	70	70	70	70	70	70	70	70	70	70	70		
Segment demand (vph)	3,544	3,544	4,518	3,514	4,518	3,746	3,746	2,655	3,416	3,637	3,637	3,637	2,884	2,920	1,693	2,110	2,110		
On-Ramp demand (vph)			1,004		772		1,091					753		1,227					
Off-Ramp demand (vph)	626		974		1,004				761	221				36		417			
Ramp-to-Ramp demand (vph)																			
Travel time per vehicle (min)	0.31	0.15	0.42	1.39	0.43	0.17	0.33	0.11	0.44	0.16	0.15	0.24	0.15	0.10	0.14	0.31	0.54	76.31	
VMTD Veh-miles (Demand)	1,007	336	1,711	3,221	1,711	355	1,064	269	1,294	534	493	799	382	232	240	599	1,079	200,048	
VMTV Veh-miles (Volume)	1,006	336	1,711	3,221	1,711	355	1,064	269	1,294	534	493	799	382	232	240	599	1,079	192,908	
VHT travel (hrs)	18.26	8.67	31.26	81.67	32.24	10.64	20.52	5.06	24.85	9.49	9.13	14.81	7.17	4.89	4.08	10.74	19.08	4,632.52	
VHD delay (hrs)	3.88	3.87	6.81	35.65	7.79	5.57	7.68	1.22	6.37	1.86	2.10	3.40	1.71	1.57	0.64	2.17	3.67	2,543.24	
Space mean speed (mph)	55	39	55	39	53	33	52	53	52	56	54	54	53	48	59	56	57	42	
Segment density (veh/mi/lane)	29	46	27	45	28	56	30	25	21	29	33	26	27	20	14	18	19	36	
Segment density (pc/mi/lane)	33	52	30	50	32	64	34	28	24	32	37	29	29	21	17	20	21	41	
Tolled Express Lane	TEL-ONR			TEL-OFR			TEL-OFR			GP	GP	GP	GP	GP	GP	GP	GP	GP	TEL
Space mean speed (mph)	69	63	55	70	53	70	69	62	52	56	54	54	53	48	59	56	57	63	
Travel time per vehicle (min)	0.25	0.09	0.42	0.79	0.43	0.08	0.25	0.10	0.44	0.16	0.15	0.24	0.15	0.10	0.14	0.31	0.54	50.92	
Volume (vph)	974	974	974	1,004	772	761	761	761	-	-	-	-	-	-	-	-	-	-	25.40
Level of Service (LOS)	B	B	B	B	B	A	A	B											

4:30 PM	C	E	C	D	C	E	D	C	B	C	C	C	C	B	B	B	B	B
4:45 PM	D	F	D	F	D	F	D	C	C	D	D	C	C	B	B	B	C	C
5:00 PM	D	F	D	F	D	F	D	C	C	D	D	C	D	B	B	B	C	C
5:15 PM	D	F	D	F	D	F	D	C	C	D	D	D	D	C	B	C	C	C
5:30 PM	D	F	D	F	D	F	D	C	C	D	D	D	D	C	B	C	C	C
5:45 PM	E	F	D	F	D	F	D	C	C	D	D	D	D	C	B	C	C	C
6:00 PM	F	F	D	F	D	F	D	C	C	D	D	D	D	C	B	C	C	C
6:15 PM	F	F	E	F	E	F	F	F	C	F	F	F	F	E	B	C	C	C

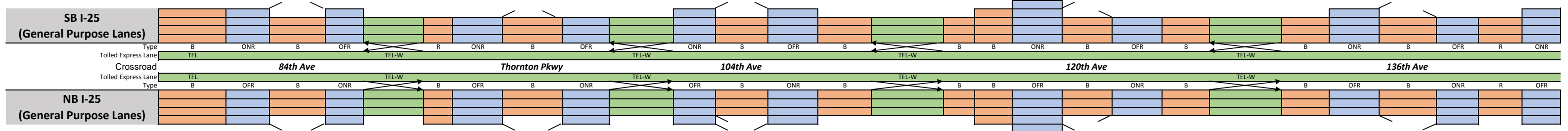


4:30 PM	D	F	D	F	D	F	C	D	C	C	F	D	D	C	C	B	D	D
4:45 PM	F	F	D	F	D	F	F	E	C	F	F	F	D	C	C	C	C	D
5:00 PM	D	F	C	F	C	F	C	C	B	D	F	D	C	C	B	B	C	C
5:15 PM	D	F	C	F	D	F	C	D	C	D	F	D	D	C	C	B	C	C
5:30 PM	D	F	D	F	D	F	C	D	B	C	E	D	C	B	B	B	C	C
5:45 PM	F	F	D	F	F	F	F	E	C	F	F	F	D	C	C	C	C	D
6:00 PM	F	F	D	F	F	F	F	D	C	F	F	F	D	C	C	C	C	D
6:15 PM	D	F	C	F	F	F	C	D	C	D	F	E	D	C	B	C	C	D

SEGMENT	115	116	117	118	119	120	121	122	123	124	125	126	127	128	129	130	131		
Segment Length (ft)	1,500	900	2,000	4,840	2,000	740	1,500	525	2,000	1,165	570	750	510	840	550	1,500	2,700	277,130	
Number of lanes	2	2	3	2	3	2	2	2	3	2	2	2	2	2	2	2	2		
Free Flow Speed (mph)	70	70	70	70	70	70	70	70	70	70	70	70	70	70	70	70	70		
Segment demand (vph)	3,576	3,576	4,301	3,523	4,300	3,680	3,680	2,789	3,402	3,643	3,643	3,643	2,604	2,604	1,860	2,436	2,436		
On-Ramp demand (vph)	994		725		777				613	241						576			
Off-Ramp demand (vph)			778		620		891					1,039		744					
Ramp-to-Ramp demand (vph)																			
Travel time per vehicle (min)	0.32	0.30	0.41	1.55	0.45	0.26	0.31	0.11	0.35	0.25	0.17	0.16	0.11	0.19	0.11	0.30	0.55	94.48	
VMTD Veh-miles (Demand)	1,016	610	1,629	3,229	1,629	516	1,045	277	1,289	804	393	517	252	414	194	692	1,246	228,469	
VMTV Veh-miles (Volume)	1,007	604	1,617	3,204	1,607	508	1,030	273	1,274	795	389	512	249	410	192	686	1,236	201,530	
VHT travel (hrs)	18.90	17.48	29.51	90.16	31.95	15.76	18.79	5.14	19.74	14.72	10.24	9.39	4.59	8.16	3.24	11.95	22.23	6,022.57	
VHD delay (hrs)	4.51	8.85	6.41	44.38	8.99	8.50	4.07	1.23	1.54	3.36	4.68	2.08	1.03	2.31	0.50	2.15	4.58	5,390.42	
Space mean speed (mph)	53	35	55	36	50	32	55	53	65	54	38	55	54	50	59	57	56	33	
Segment density (veh/mi/lane)	26	51	26	49	28	56	20	26	17	25	47	30	24	19	16	16	22	47	
Segment density (pc/mi/lane)	30	59	29	57	32	65	23	29	19	28	53	34	26	21	17	18	24	54	
Tolled Express Lane	TEL-OFR			TEL-ONR			TEL-ONR			GP	GP	GP	GP	GP	GP	GP	GP	GP	TEL
Space mean speed (mph)	70	70	55	70	50	64	69	70	65	54	38	55	54	50	59	57	56	61	
Travel time per vehicle (min)	0.24	0.15	0.41	0.79	0.45	0.13	0.25	0.09	0.35	0.25	0.17	0.16	0.11	0.19	0.11	0.30	0.55	54.83	
Volume (vph)	720	720	725	775	620	620	620	620	-	-	-	-	-	-	-	-	-	-	39.65
Level of Service (LOS)	A	A	B	B	B	A	A	A											

SEGMENT	1	2	3	4	5	6	7	8	9	10	11	12	13	14	15	16	17	18	19	20	21	22	23	24	25	26	27	28	
Segment Length (ft)	2,700	1,500	1,865	1,100	2,530	715	750	1,835	750	2,900	1,045	1,735	1,010	2,190	3,100	95	800	1,500	1,575	1,500	1,400	3,000	1,315	1,500	2,095	750	1,390	750	
Number of lanes	4	4	3	3	4	3	3	3	3	4	3	3	3	3	4	3	4	3	3	3	3	4	3	3	3	3	3	3	
Free Flow Speed (mph)	60	60	60	60	60	60	60	60	60	60	60	60	60	60	60	60	60	60	65	65	65	65	65	65	65	65	65	65	
Segment demand (vph)	6,331	6,331	5,085	5,699	6,860	5,329	5,329	4,256	4,863	6,393	5,016	3,807	4,652	4,652	6,030	4,963	4,963	4,963	3,617	4,756	4,756	5,825	5,180	5,180	3,956	4,347	4,347	4,347	
On-Ramp demand (vph)		1,246			1,531		1,073			1,377	1,209				1,067			1,346				645		1,224				855	
Off-Ramp demand (vph)				614	1,161				607	1,530			845		1,378					1,139		1,069				391			
Ramp-to-Ramp demand (vph)					988					1,255					944							584							
Travel time per vehicle (min)	0.74	0.29	0.54	0.24	0.88	0.20	0.19	0.48	0.17	0.78	0.24	0.43	0.22	0.62	0.85	0.03	0.20	0.34	0.36	0.31	0.39	0.74	0.42	0.33	0.49	0.15	0.30	0.16	
VMTD Veh-miles (Demand)	3,237	1,799	1,796	1,187	3,287	722	757	1,479	691	3,511	993	1,251	890	1,930	3,540	89	752	1,410	1,079	1,351	1,261	3,310	1,290	1,472	1,570	617	1,144	617	
VMTV Veh-miles (Volume)	3,058	1,699	1,672	1,105	3,059	712	747	1,479	691	3,511	993	1,251	890	1,930	3,540	89	752	1,410	1,079	1,351	1,261	3,310	1,290	1,472	1,570	617	1,144	617	
VHT travel (hrs)	73.49	28.96	42.25	21.53	93.12	17.37	16.38	34.36	13.40	83.09	20.39	27.24	17.30	48.00	85.17	2.40	16.21	28.23	21.41	24.85	30.60	71.51	36.09	28.51	32.52	11.20	21.48	11.59	
VHD delay (hrs)	22.53	0.65	14.38	3.12	159.79	5.51	24.43	9.71	1.89	24.56	3.84	6.39	2.46	15.84	26.16	0.91	3.68	4.73	4.81	4.06	11.20	20.59	16.24	5.87	8.37	1.70	3.87	2.09	
Space mean speed (mph)	42	59	40	51	33	41	46	43	52	42	49	46	51	40	42	37	46	50	50	54	41	46	36	52	48	55	53	53	
Segment density (veh/mi/lane)	36	25	40	34	49	43	38	33	31	37	34	28	30	39	36	44	27	33	24	29	38	31	48	33	27	26	27	27	
Segment density (pc/mi/lane)	41	29	46	40	57	49	44	38	36	42	39	32	35	44	41	51	31	38	28	34	44	36	56	38	31	30	31	31	
Tolled Express Lane	TEL				TEL-W					TEL-W					TEL-W						TEL-W								
Space mean speed (mph)	42	60	60	55	33	60	60	60	55	42	60	60	60	59	42	60	60	60	65	65	63	46	65	65	65	65	65	65	
Travel time per vehicle (min)	0.74	0.28	0.35	0.23	0.88	0.14	0.14	0.35	0.16	0.78	0.20	0.33	0.19	0.42	0.85	0.02	0.15	0.28	0.28	0.26	0.25	0.74	0.23	0.26	0.37	0.13	0.24	0.13	
Volume (vph)	1,161	1,161	1,161	1,161	988	1,531	1,531	1,531	1,531	1,255	1,377	1,377	1,377	1,377	944	1,067	1,067	1,067	1,067	1,067	1,067	584	644	644	644	644	644	644	
Level of Service (LOS)	D	C	C	C	D	C	C	C	D	D	C	C	C	C	C	B	B	B	B	B	B	B	A	A	A	A	A	A	

6:45 AM	D	C	D	C	E	C	C	C	C	D	C	C	C	D	D	E	C	B	C	D	E	D	F	D	D	D	D	C
7:00 AM	E	D	F	C	F	D	D	D	D	E	D	D	C	E	E	F	D	C	C	D	E	E	F	D	D	E	E	C
7:15 AM	E	D	E	C	F	D	D	D	D	E	D	D	C	E	E	E	D	B	C	D	E	E	F	D	D	D	C	
7:30 AM	E	D	F	F	F	F	F	F	F	E	D	D	C	F	E	F	D	C	C	D	F	E	F	D	D	E	E	C
7:45 AM	E	D	F	F	F	F	F	F	F	E	D	D	C	F	E	F	D	C	D	D	E	E	F	D	D	E	E	C
8:00 AM	E	D	E	F	F	F	F	F	F	E	D	D	C	F	E	F	D	C	D	D	E	D	F	D	D	D	C	
8:15 AM	E	D	F	F	F	F	F	F	F	E	D	D	C	E	E	F	D	C	D	D	E	D	F	D	D	D	C	
8:30 AM	E	D	F	C	E	F	D	E	D	E	D	D	C	E	E	F	D	C	D	D	E	D	F	C	D	D	D	C



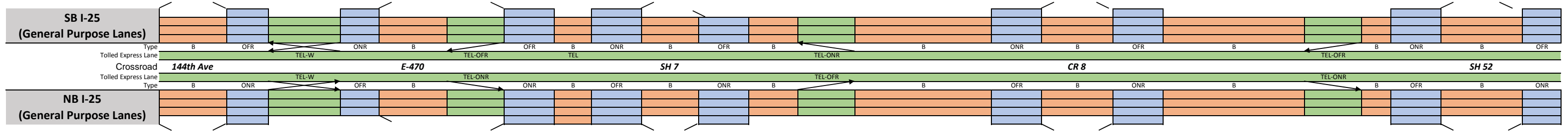
6:45 AM	C	B	B	B	B	A	B	B	B	B	C	C	D	B	D	C	A	C	C	C	B	C	C	C	C	C	C	C
7:00 AM	C	C	C	C	C	C	C	C	C	C	C	C	D	C	E	C	B	C	C	C	D	C	D	D	D	C	C	C
7:15 AM	C	C	C	C	C	C	C	C	C	C	C	C	D	C	D	C	B	C	C	C	D	B	D	D	C	C	C	C
7:30 AM	D	C	D	C	C	C	B	D	C	C	C	D	C	E	C	E	C	B	C	C	D	B	D	D	C	C	C	C
7:45 AM	D	C	D	C	C	C	B	D	C	C	C	D	C	E	C	E	C	B	C	C	D	C	D	D	C	C	C	C
8:00 AM	D	C	E	D	D	D	B	E	C	D	C	D	C	E	C	E	D	B	D	C	E	C	E	D	D	C	D	D
8:15 AM	D	C	D	D	D	D	B	D	C	D	C	D	C	E	C	E	D	B	D	C	E	C	E	D	D	C	C	C
8:30 AM	D	C	E	D	D	D	B	E	C	D	C	D	C	E	C	E	D	B	D	C	D	C	E	D	D	C	C	C

SEGMENT	1	2	3	4	5	6	7	8	9	10	11	12	13	14	15	16	17	18	19	20	21	22	23	24	25	26	27	28	
Segment Length (ft)	2,700	1,100	1,875	750	2,200	170	1,500	2,180	1,350	2,450	995	1,700	1,500	1,765	3,000	310	715	1,500	1,525	1,500	1,400	3,000	1,380	1,500	2,040	1,015	1,070	745	
Number of lanes	4	4	3	3	4	4	3	3	3	4	3	3	3	3	4	3	4	3	3	3	3	4	3	3	3	3	3	3	
Free Flow Speed (mph)	60	60	60	60	60	60	60	60	60	60	60	60	60	60	60	60	60	60	65	65	65	65	65	65	65	65	65	65	
Segment demand (vph)	4,539	4,539	3,539	4,089	4,407	4,081	4,081	3,511	4,101	4,427	4,112	3,458	4,177	4,177	4,492	4,224	4,224	4,224	3,178	3,976	3,976	4,244	4,069	4,069	3,387	4,000	4,000	4,000	
On-Ramp demand (vph)				550	318				590	326			719		315					798		268			613				
Off-Ramp demand (vph)		1,000			326		570			315	654				268			1,046				175		682				751	
Ramp-to-Ramp demand (vph)					296					293					242								137						
Travel time per vehicle (min)	0.65	0.21	0.46	0.17	0.53	0.04	0.33	0.53	0.31	0.59	0.22	0.41	0.34	0.46	0.62	0.08	0.17	0.33	0.33	0.32	0.33	0.57	0.33	0.31	0.45	0.21	0.23	0.15	
VMTD Veh-miles (Demand)	2,321	946	1,257	581	1,836	131	1,159	1,450	1,049	2,054	775	1,113	1,187	1,396	2,552	248	572	1,200	918	1,130	1,054	2,411	1,063	1,156	1,309	769	811	564	
VMTV Veh-miles (Volume)	2,321	946	1,257	581	1,836	131	1,159	1,450	1,049	2,054	775	1,113	1,187	1,396	2,552	248	572	1,200	918	1,130	1,054	2,411	1,063	1,156	1,309	769	811	564	
VHT travel (hrs)	48.87	15.91	27.00	11.72	38.73	2.69	22.34	30.94	21.03	43.35	14.94	23.54	23.80	32.05	46.40	5.73	11.75	23.34	17.55	21.15	22.00	40.19	22.51	20.93	25.50	14.32	15.09	10.31	
VHD delay (hrs)	10.18	0.15	6.05	2.04	8.13	0.50	3.02	6.78	3.56	9.12	2.03	4.98	4.02	8.78	3.87	1.60	2.22	3.34	3.43	3.77	5.78	3.09	6.15	3.15	5.37	2.49	2.62	1.63	
Space mean speed (mph)	47	59	47	50	47	49	52	47	50	47	52	47	50	44	55	43	49	51	52	53	48	60	47	55	51	54	54	55	
Segment density (veh/mi/lane)	24	19	25	28	23	21	26	25	27	23	26	24	28	32	20	33	22	27	20	25	28	18	29	25	22	25	24	24	
Segment density (pc/mi/lane)	27	22	29	32	26	24	30	29	32	27	30	28	32	37	23	37	25	31	23	29	32	20	33	28	25	29	29	28	
Tolled Express Lane	TEL				TEL-W					TEL-W					TEL-W						TEL-W								
Space mean speed (mph)	47	58	60	60	47	50	59	60	60	47	57	60	60	60	55	57	59	60	65	65	65	60	64	65	65	65	65	65	
Travel time per vehicle (min)	0.65	0.22	0.36	0.14	0.53	0.04	0.29	0.41	0.26	0.59	0.20	0.32	0.28	0.33	0.62	0.06	0.14	0.28	0.27	0.26	0.24	0.57	0.24	0.26	0.36	0.18	0.19	0.13	
Volume (vph)	319	319	319	319	296	327	327	327	327	293	316	316	316	316	242	269	269	269	269	269	269	137	175						

SEGMENT	29	30	31	32	33	34	35	36	37	38	39	40	41	42	43	44	45	46	47	48	49	50	51			
Segment Length (ft)	2,720	1,280	3,000	1,280	3,650	2,000	750	685	750	2,535	1,500	520	2,000		7,390	1,500	2,750	1,500		7,610	2,000	295	1,500		3,030	1,500
Number of lanes	3	3	4	3	3	4	3	3	3	3	3	3	4		3	3	3	3		3	4	3	3		3	3
Free Flow Speed (mph)	65	65	65	65	70	70	70	70	70	70	70	70	70		70	70	70	70		70	70	70	70		70	70
Segment demand (vph)	3,492	3,955	4,599	4,112	3,872	4,359	4,294	4,294	4,294	3,511	4,137	4,137	4,453		3,976	3,976	3,465	3,660		3,660	4,138	3,773		3,773	2,887	3,187
On-Ramp demand (vph)			487	240		316			783				477		511						365				886	
Off-Ramp demand (vph)		463	644			487	251				626		316					195			478					300
Ramp-to-Ramp demand (vph)			475			316							316								365					
Travel time per vehicle (min)	0.61	0.26	0.57	0.27	0.79	0.41	0.14	0.16	0.15	0.53	0.29	0.12	0.41		1.63	0.29	0.57	0.29		1.61	0.40	0.06	0.29		0.60	0.29
VMTD Veh-miles (Demand)	1,799	959	2,613	997	2,677	1,651	610	557	610	1,686	1,175	407	1,687		5,565	1,130	1,805	1,040		5,275	1,567	211	1,072		1,657	905
VMTV Veh-miles (Volume)	1,799	959	2,613	997	2,677	1,651	610	557	610	1,686	1,175	407	1,687		5,565	1,130	1,805	1,040		5,275	1,567	211	1,072		1,657	905
VHT travel (hrs)	35.21	17.25	43.55	18.63	51.12	29.73	10.25	11.42	10.71	30.79	20.01	8.11	30.40		107.89	19.49	32.80	17.43		97.99	27.81	3.97	18.27		28.69	15.22
VHD delay (hrs)	7.54	2.50	3.35	3.29	12.88	6.14	1.53	3.46	2.00	6.70	3.22	2.29	6.30		28.39	3.36	7.02	2.58		22.64	5.42	0.96	2.95		5.03	2.29
Space mean speed (mph)	51	56	60	54	52	56	60	49	57	55	59	50	55		52	58	55	60		54	56	53	59		58	59
Segment density (veh/mi/lane)	23	24	19	26	25	19	24	29	25	21	23	27	20		26	23	21	20		23	18	24	21		17	18
Segment density (pc/mi/lane)	26	27	22	29	28	22	28	34	29	25	27	32	23		30	26	24	24		26	21	27	25		19	21

Tolled Express Lane	TEL-W				TEL-OFR				TEL				TEL-ONR				TEL-OFR									
Space mean speed (mph)	65	64	60	66	70	56	64	49	70	70	69	64	55	70	70	70	70	70		56	70	70	70	70	70	69
Travel time per vehicle (min)	0.48	0.23	0.57	0.22	0.59	0.41	0.13	0.16	0.12	0.41	0.25	0.09	0.41	1.20	0.24	0.45	0.24		1.24	0.40	0.05	0.24		0.49	0.25	
Volume (vph)	644	644	475	487	487	316	316	316	316	316	316	316	316	478	478	478	478		478	365	363	363		363	363	
Level of Service (LOS)	A	A	A	A	A	A	A	A	A	A	A	A	A	A	A	A	A	A		A	A	A	A	A	A	A

6:45 AM	C	C	C	C	D	C	C	D	C	C	C	D	C	D	B	C	B	D	C	D	B	C	B
7:00 AM	D	C	C	C	D	C	C	D	C	D	C	D	C	D	C	C	C	D	C	D	B	C	B
7:15 AM	C	C	C	C	D	C	C	D	C	C	C	D	C	D	B	C	C	D	C	D	B	C	B
7:30 AM	D	C	C	C	D	C	C	D	C	C	C	D	C	D	B	C	C	D	C	D	B	C	B
7:45 AM	D	C	C	C	D	C	C	D	C	C	C	D	C	D	C	C	B	C	C	D	B	C	B
8:00 AM	D	C	C	C	D	C	C	D	C	C	C	D	C	D	B	C	B	C	C	D	B	C	B
8:15 AM	C	C	B	B	C	B	C	D	C	C	C	D	B	C	B	C	B	C	C	B	C	B	B
8:30 AM	C	C	B	C	C	B	C	D	C	C	B	C	B	C	B	C	B	C	C	B	C	B	B



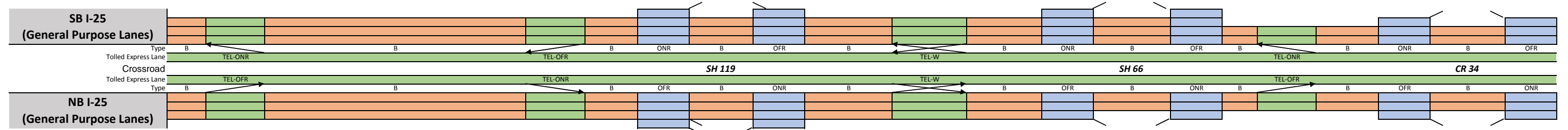
6:45 AM	C	B	B	C	C	B	B	B	B	B	B	C	B	C	B	B	B	B	B	B	B	B	B	A
7:00 AM	C	C	B	C	C	B	B	C	B	B	C	B	C	B	C	C	B	C	C	B	C	B	B	A
7:15 AM	C	C	B	C	C	B	B	C	B	C	B	C	B	C	B	C	B	C	C	B	C	B	B	A
7:30 AM	C	C	B	C	D	B	B	C	B	C	B	D	C	C	C	C	C	C	C	B	C	C	B	B
7:45 AM	C	C	B	C	D	B	C	C	B	C	B	C	B	C	B	C	B	C	C	B	C	B	B	A
8:00 AM	C	C	B	C	D	B	B	C	B	C	B	C	B	C	B	C	B	C	C	B	C	B	B	A
8:15 AM	C	C	B	C	D	B	B	C	B	C	B	C	B	C	B	C	B	C	C	B	C	B	B	B
8:30 AM	C	B	B	C	C	B	B	C	B	C	B	C	B	C	B	B	B	C	C	B	C	B	B	A

SEGMENT	29	30	31	32	33	34	35	36	37	38	39	40	41	42	43	44	45	46	47	48	49	50	51			
Segment Length (ft)	2,714	935	2,976	750	2,725	2,000	1,500	645	1,500	2,005	1,500	1,470	2,000		7,240	1,500	2,955	1,500		7,555	2,000	155	1,500		3,580	750
Number of lanes	3	3	4	3	3	4	3	4	3	3	3	3	4		3	3	3	3		3	4	3	3		3	3
Free Flow Speed (mph)	65	65	65	65	70	70	70	70	70	70	70	70	70		70	70	70	70		70	70	70	70		70	70
Segment demand (vph)	3,249	3,709	3,884	3,735	3,617	3,765	4,003	4,003	4,003	3,037	3,584	3,584	3,678		3,340	3,340	2,894	3,119		3,119	3,456	3,173	3,173		2,289	2,664
On-Ramp demand (vph)		460	175			148	332				547		94								337					375
Off-Ramp demand (vph)			149	118		94			966				338		446						283			884		
Ramp-to-Ramp demand (vph)			125			94							94								283					
Travel time per vehicle (min)	0.59	0.20	0.56	0.15	0.57	0.40	0.29	0.13	0.29	0.40	0.29	0.31	0.41		1.48	0.29	0.58	0.29		1.51	0.39	0.03	0.29		0.68	0.14
VMTD Veh-miles (Demand)	1,670	657	2,189	531	1,867	1,426	1,137	489	1,137	1,153	1,018	998	1,393		4,580	949	1,620	886		4,463	1,309	93	901		1,552	378
VMTV Veh-miles (Volume)	1,670	657	2,189	531	1,867	1,426	1,137	489	1,137	1,153	1,018	998	1,393		4,580	949	1,620	886		4,463	1,309	93	901		1,552	378
VHT travel (hrs)	32.01	12.16	36.49	9.45	34.52	24.89	19.66	8.54	19.61	20.20	17.39	18.40	25.02		82.32	16.04	28.06	15.05		78.63	22.65	1.65	15.52		25.99	6.32
VHD delay (hrs)	6.31	2.05	2.81	1.29	7.86	4.52	3.42	1.55	3.37	3.73	2.85	4.15	5.12		16.90	2.48	4.92	2.40		14.88	3.95	0.32	2.64		3.82	0.92
Space mean speed (mph)	52	54	60	56	54	57	58	57	58	57	59	54	56		56	59	58	59		57	58	57	58		60	60
Segment density (veh/mi/lane)	21	23	16	22	22	16	24	17	23	18	20	22	16		20	19	17	18		18	15	19	18		13	15
Segment density (pc/mi/lane)	24	26	19	26	26	19	27	20	26	20	23	25	19		23	22	19	20		21	17	22	21		15	17
Tolled Express Lane	TEL-W				TEL-ONR				TEL-OFR				TEL-ONR													
Space mean speed (mph)	65	65	60	64	70	57	69	70	70	70	70	70	56		70	70	70	70		70	58	60	69		70	70
Travel time per vehicle (min)	0.47	0.16	0.56	0.13	0.44	0.40	0.25	0.11	0.24	0.33	0.24	0.24	0.41		1.18	0.24	0.48	0.24		1.23	0.39	0.03	0.25		0.58	0.12
Volume (vph)	175	175	125	149	149	94	94	94	94	94	94	94	94		338	338	338	338		338	283	283	283		283	283
Level of Service (LOS)	A	A	A	A	A	A	A	A	A	A	A	A	A		A	A	A	A		A	A	A	A	A	A	A

SEGMENT	52	53	54	55	56	57	58	59	60	61	62	63	64	65	66	67	68	69	70	71	
Segment Length (ft)	400	2,000		14,995	2,000	745	750	4,315	1,500	3,500	3,000	3,240	1,500	2,995	1,500	490	2,000	2,280	1,500	2,995	1,500
Number of lanes	3	4		3	4	3	3	3	3	3	4	3	3	3	3	2	3	2	2	2	2
Free Flow Speed (mph)	70	70		70	70	70	70	70	70	70	70	70	70	70	70	70	70	70	70	70	70
Segment demand (vph)	3,187	3,550		3,179	3,550	3,349	3,349	1,996	2,772	2,772	2,974	2,857	2,269	2,538	2,538	2,655	2,530	2,530	2,228	2,334	
On-Ramp demand (vph)		371			201		1,353				117	588				125		302			
Off-Ramp demand (vph)		363			371				776		202			269		117					106
Ramp-to-Ramp demand (vph)		363			201					103						117					
Travel time per vehicle (min)	0.08	0.39		3.02	0.40	0.15	0.15	0.81	0.29	0.68	0.52	0.64	0.29	0.57	0.29	0.11	0.39	0.49	0.30	0.61	0.30
VMTD Veh-miles (Demand)	241	1,345		9,028	1,345	473	476	1,631	788	1,838	1,690	1,753	812	1,287	721	236	1,006	1,093	719	1,264	663
VMTV Veh-miles (Volume)	241	1,345		9,028	1,345	473	476	1,631	788	1,838	1,690	1,753	812	1,287	721	236	1,006	1,093	719	1,264	663
VHT travel (hrs)	4.28	23.15		159.91	23.75	8.50	8.20	26.98	13.55	31.58	26.00	30.30	13.80	21.53	12.14	4.46	17.32	20.67	12.72	22.73	11.73
VHD delay (hrs)	0.83	3.94		30.93	4.54	1.75	1.41	3.68	2.30	5.33	1.86	5.25	2.21	3.14	1.83	1.10	2.95	5.06	2.45	4.68	2.26
Space mean speed (mph)	56	58		56	57	56	58	60	58	58	65	58	59	60	59	53	58	53	57	56	57
Segment density (veh/mi/lane)	19	15		19	16	20	19	11	16	16	11	16	16	13	14	24	15	24	19	20	19
Segment density (pc/mi/lane)	22	17		22	18	23	22	13	18	18	13	19	19	15	16	28	17	28	22	23	22

Tolled Express Lane	TEL-ONR		TEL-OFR				TEL-W				TEL-ONR										
Space mean speed (mph)	64	58	70	57	70	70	70	70	70	65	70	70	70	65	58	70	70	70	70	70	70
Travel time per vehicle (min)	0.07	0.39	2.43	0.40	0.12	0.12	0.70	0.24	0.57	0.52	0.53	0.24	0.49	0.25	0.09	0.39	0.37	0.24	0.49	0.24	
Volume (vph)	363	363	371	201	202	202	202	202	202	103	117	117	117	117	117	117	125	125	125	125	125
Level of Service (LOS)	A	A	A	A	A	A	A	A	A	A	A	A	A	A	A	A	A	A	A	A	A

6:45 AM	C	B	C	B	C	C	B	B	B	B	B	B	B	B	C	B	C	B	B	B
7:00 AM	C	B	C	B	C	C	B	B	B	B	B	B	B	B	C	B	C	C	C	C
7:15 AM	C	B	C	B	C	C	B	B	C	B	C	B	B	B	D	B	D	C	C	C
7:30 AM	C	B	C	B	C	C	B	B	C	B	C	B	B	B	D	B	D	C	C	C
7:45 AM	C	B	C	B	C	C	B	B	C	B	C	B	B	B	D	B	D	C	C	C
8:00 AM	C	B	C	B	C	C	B	B	B	B	B	B	B	B	C	B	C	C	C	C
8:15 AM	C	B	C	B	C	C	B	B	B	B	B	B	B	B	C	B	C	B	C	B
8:30 AM	C	B	C	B	C	C	B	A	B	B	B	B	B	B	C	B	C	B	B	B



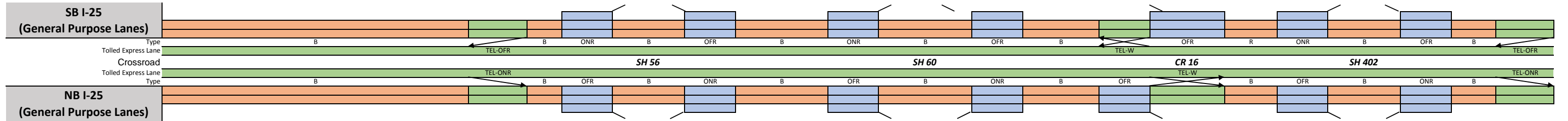
6:45 AM	B	B	B	B	A	A	B	B	B	A	B	B	B	B	C	B	C	C	C	B
7:00 AM	B	B	B	B	A	A	B	B	B	B	B	B	B	B	C	B	D	C	D	C
7:15 AM	B	B	B	B	A	A	B	B	B	B	B	B	B	B	C	B	C	C	C	C
7:30 AM	C	B	C	B	C	A	B	B	B	B	B	B	B	C	C	D	B	D	C	C
7:45 AM	B	B	B	B	A	A	B	B	B	B	B	B	B	C	B	D	B	D	C	C
8:00 AM	B	B	B	B	C	A	B	B	B	B	B	B	B	C	C	D	B	D	C	C
8:15 AM	C	B	C	B	C	A	B	B	B	B	B	B	B	C	C	D	B	D	C	C
8:30 AM	B	B	B	B	A	A	B	B	B	B	B	B	B	C	B	D	B	D	C	C

SEGMENT	52	53	54	55	56	57	58	59	60	61	62	63	64	65	66	67	68	69	70	71	
Segment Length (ft)	735	2,000		15,000	2,000	1,635	1,500	2,325	1,500	3,850	3,000	3,040	1,500	3,185	1,500	500	2,000	2,245	1,500	3,035	1,500
Number of lanes	3	4		3	4	3	3	3	3	3	4	3	3	2	2	2	3	2	2	2	2
Free Flow Speed (mph)	70	70		70	70	70	70	70	70	70	70	70	70	70	70	70	70	70	70	70	70
Segment demand (vph)	2,664	2,948		2,644	2,947	2,737	2,737	1,898	2,468	2,468	2,679	2,509	2,509	2,071	2,531	2,531	2,700	2,474	2,474	2,345	2,460
On-Ramp demand (vph)		284			303				570		211				460		169				115
Off-Ramp demand (vph)		304			210		839				170		438				226				
Ramp-to-Ramp demand (vph)		284			210						158						169				
Travel time per vehicle (min)	0.14	0.39		2.91	0.39	0.32	0.29	0.44	0.29	0.74	0.52	0.58	0.24	0.64	0.30	0.11	0.39	0.48	0.30	0.63	0.30
VMTD Veh-miles (Demand)	371	1,117		7,511	1,116	848	778	836	701	1,800	1,522	1,445	713	1,249	719	240	1,023	1,052	703	1,348	699
VMTV Veh-miles (Volume)	371	1,117		7,511	1,116	848	778	836	701	1,800	1,522	1,445	713	1,249	719	240	1,023	1,052	703	1,348	699
VHT travel (hrs)	6.33	19.00		128.12	19.21	14.54	13.30	13.78	11.88	30.40	23.42	24.45	10.22	22.01	12.56	4.54	17.77	19.69	12.45	24.66	12.41
VHD delay (hrs)	1.04	3.04		20.82	3.27	2.43	2.19	1.84	1.87	4.69	1.67	3.82	0.04	4.16	2.29	1.11	3.16	4.67	2.41	5.41	2.43
Space mean speed (mph)	59	59		59	58	58	58	61	59	59	65	59	70	57	57	53	58	53	56	55	56
Segment density (veh/mi/lane)	15	12		15	13	16	16	10	14	14	10	14	12	18	17	24	16	23	20	21	20
Segment density (pc/mi/lane)	17	14		17	14	18	18	12	16	16	12	16	14	21	20	28	18	27	23	25	23
Tolled Express Lane	TEL-OFR		TEL-ONR				TEL-W				TEL-OFR										
Space mean speed (mph)	70	59	70	58	69	70	70	70	70	70	65	70	70	70	70	70	58	70	70	70	70
Travel time per vehicle (min)	0.12	0.39	2.44	0.39	0.27	0.24	0.38	0.24	0.63	0.52	0.49	0.24	0.52	0.24	0.08	0.39	0.37	0.24	0.49	0.24	
Volume (vph)	283	284	303	210	210	210	210	210	210	210	158	170	170	170	170	170	169	226	226	226	226
Level of Service (LOS)	A	A	A	A	A	A	A	A	A	A	A	A	A	A	A	A	A	A	A	A	A

SEGMENT	72	73	74	75	76	77	78	79	80	81	82	83	84	85	86	87	88	89	90
Segment Length (ft)	18,155	2,000	425	1,500	3,020	1,500	4,340	1,500	3,245	1,500	5,790	3,075	750	895	1,165	2,870	750	705	2,000
Number of lanes	2	3	2	2	2	2	2	2	2	2	2	3	2	2	2	2	2	2	3
Free Flow Speed (mph)	70	70	70	70	70	70	70	70	70	70	70	70	70	70	70	70	70	70	70
Segment demand (vph)	2,334	2,460	2,357	2,357	2,195	2,423	2,423	2,423	2,075	2,262	2,262	2,365	2,350	2,350	2,350	1,982	2,373	2,373	2,468
On-Ramp demand (vph)		103		162				348				95			368				72
Off-Ramp demand (vph)		126				228				187		103	80				391		95
Ramp-to-Ramp demand (vph)		103										83							72
Travel time per vehicle (min)	3.77	0.39	0.09	0.31	0.61	0.30	0.91	0.30	0.65	0.30	1.19	0.54	0.15	0.18	0.23	0.57	0.15	0.15	0.39
VMTD Veh-miles (Demand)	8,025	932	190	670	1,255	688	1,992	688	1,275	643	2,480	1,377	334	398	519	1,077	337	317	935
VMTV Veh-miles (Volume)	8,025	932	190	670	1,255	688	1,992	688	1,275	643	2,480	1,377	334	398	519	1,077	337	317	935
VHT travel (hrs)	146.68	15.99	3.48	12.01	22.48	12.24	36.94	12.11	22.46	11.41	44.79	21.19	5.90	7.04	9.06	18.77	6.03	5.82	16.05
VHD delay (hrs)	32.03	2.68	0.77	2.44	4.54	2.40	8.49	2.27	4.24	2.23	9.35	1.51	1.13	1.35	1.65	3.38	1.22	1.29	2.69
Space mean speed (mph)	55	58	55	56	56	56	54	57	57	56	55	65	57	57	57	57	56	54	58
Segment density (veh/mi/lane)	21	14	22	21	20	18	22	18	18	18	20	12	19	33	17	17	20	22	14
Segment density (pc/mi/lane)	25	16	25	24	23	21	26	21	21	21	23	14	22	38	19	20	23	25	16

Tolled Express Lane		TEL-OFR										TEL-W						TEL-OFR			
Space mean speed (mph)	70	58	70	70	70	70	70	70	70	70	70	65	70	70	70	70	69	66	58		
Travel time per vehicle (min)	2.95	0.39	0.07	0.24	0.49	0.24	0.70	0.24	0.53	0.24	0.94	0.54	0.12	0.15	0.19	0.47	0.12	0.12	0.39		
Volume (vph)	125	103	102	102	102	102	102	102	102	102	102	83	95	95	95	95	95	95	72		
Level of Service (LOS)	A	A	A	A	A	A	A	A	A	A	A	A	A	A	A	A	A	A	A		

6:45 AM	B	B	B	B	B	B	C	B	B	B	C	B	B	B	B	B	B	C	B
7:00 AM	C	B	C	C	C	B	C	B	C	B	C	B	C	C	B	B	B	C	B
7:15 AM	D	B	D	C	C	C	D	C	C	C	C	B	C	C	B	C	C	C	B
7:30 AM	C	B	C	C	C	C	D	C	C	C	C	B	C	C	B	C	C	C	B
7:45 AM	C	B	C	C	C	B	C	B	C	C	C	B	C	C	B	C	C	C	B
8:00 AM	C	B	C	C	C	C	C	C	C	C	C	B	C	C	B	C	C	C	B
8:15 AM	C	B	C	C	C	B	C	B	B	B	C	B	B	B	B	B	B	C	B
8:30 AM	C	B	C	B	B	B	C	B	B	B	C	B	B	B	B	B	B	C	B



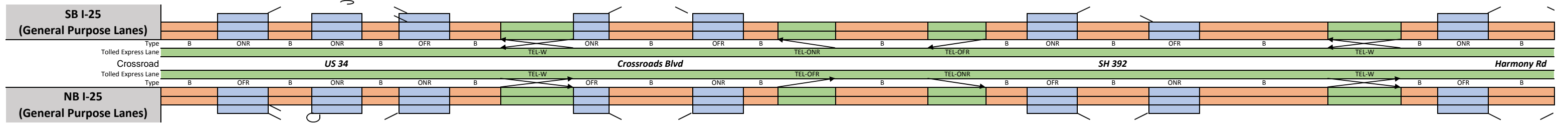
6:45 AM	C	B	C	C	C	C	C	C	C	C	D	C	B	D	C	C	C	D	B
7:00 AM	D	B	D	C	D	C	D	C	D	C	E	D	B	E	D	D	C	E	C
7:15 AM	C	B	C	C	C	C	D	C	D	C	D	C	B	D	C	C	C	E	C
7:30 AM	D	B	D	C	D	C	D	C	D	C	E	D	B	E	D	D	D	F	C
7:45 AM	C	B	C	C	C	C	D	C	D	C	D	C	B	D	C	C	C	E	C
8:00 AM	D	B	D	C	C	C	D	C	D	C	D	C	B	D	C	D	C	E	C
8:15 AM	D	B	D	C	D	C	D	C	D	C	E	D	B	E	D	D	C	E	C
8:30 AM	D	B	D	C	C	C	D	C	D	C	D	C	B	D	C	C	C	D	C

SEGMENT	72	73	74	75	76	77	78	79	80	81	82	83	84	85	86	87	88	89	90
Segment Length (ft)	18,150	2,000	500	1,500	2,890	1,500	4,225	1,500	4,255	1,500	3,160	1,500	3,095	1,610	1,500	2,930	1,500	1,095	2,000
Number of lanes	2	3	2	2	2	2	2	2	2	2	2	2	3	2	2	2	2	2	3
Free Flow Speed (mph)	70	70	70	70	70	70	70	70	70	70	70	70	70	70	70	70	70	70	70
Segment demand (vph)	2,460	2,686	2,468	2,468	2,393	2,705	2,705	2,705	2,581	2,946	2,946	2,946	3,120	2,890	2,890	2,502	3,062	3,062	3,292
On-Ramp demand (vph)		226				312				365				219			560		230
Off-Ramp demand (vph)		218		75				124				45	230		388				201
Ramp-to-Ramp demand (vph)		218											199						201
Travel time per vehicle (min)	3.85	0.39	0.11	0.30	0.61	0.31	0.95	0.30	0.93	0.31	0.76	0.30	0.54	0.38	0.30	0.63	0.31	0.27	0.40
VMTD Veh-miles (Demand)	8,456	1,017	234	701	1,310	768	2,165	768	2,080	837	1,763	837	1,829	881	821	1,388	870	635	1,247
VMTV Veh-miles (Volume)	8,456	1,017	234	701	1,310	768	2,165	768	2,080	837	1,763	837	1,829	881	821	1,388	870	635	1,247
VHT travel (hrs)	157.91	17.53	4.37	12.39	24.16	13.77	42.61	13.61	39.81	15.06	37.33	14.78	28.14	18.33	14.69	26.16	15.80	14.03	21.98
VHD delay (hrs)	37.11	3.00	1.03	2.38	5.45	2.79	11.69	2.63	10.09	3.11	12.14	2.82	2.01	5.74	2.96	6.33	3.38	4.96	4.17
Space mean speed (mph)	54	58	53	57	54	56	51	56	52	56	47	57	65	48	56	53	55	45	57
Segment density (veh/mi/lane)	23	15	23	22	22	22	27	22	25	22	31	24	16	30	24	24	24	34	19
Segment density (pc/mi/lane)	26	18	27	25	25	25	31	26	28	26	36	28	18	35	28	27	27	39	22

Tolled Express Lane		TEL-ONR										TEL-W						TEL-ONR			
Space mean speed (mph)	70	58	65	70	70	70	70	70	70	70	70	70	65	70	70	70	70	70	57		
Travel time per vehicle (min)	2.95	0.39	0.09	0.25	0.47	0.24	0.69	0.24	0.69	0.24	0.51	0.24	0.54	0.26	0.24	0.48	0.24	0.18	0.40		
Volume (vph)	226	218	218	218	218	218	218	218	218	218	218	218	199	230	230	230	230	230	201		
Level of Service (LOS)	A	A	A	A	A	A	A	A	A	A	A	A	A	A	A	A	A	A	A		

SEGMENT	91	92	93	94	95	96	97	98	99	100	101	102	103	104	105	106	107	108	109	110	111	112	113	114
Segment Length (ft)	2,640	1,500	405	755	1,250	1,500	1,435	3,000	1,500	3,480	1,500	700	2,000	4,255	2,000	460	1,500	3,240	1,500	6,730	3,000	455	1,500	3,025
Number of lanes	2	2	2	2	2	2	2	3	2	2	2	2	3	2	3	2	2	2	2	2	3	2	2	2
Free Flow Speed (mph)	70	70	70	70	70	70	70	70	70	70	70	70	70	70	70	70	70	70	70	70	70	70	70	70
Segment demand (vph)	2,396	2,396	2,097	2,097	1,700	2,458	2,458	2,531	2,440	1,951	2,624	2,624	2,714	2,609	2,714	2,631	2,631	2,026	2,407	2,407	2,493	2,433	2,433	1,363
On-Ramp demand (vph)		299		397				91	489				105		83		605				60		1,070	
Off-Ramp demand (vph)						758		73			673		90		105				381		86			
Ramp-to-Ramp demand (vph)								57					90		83						56			
Travel time per vehicle (min)	0.55	0.30	0.08	0.15	0.24	0.31	0.30	0.52	0.30	0.69	0.31	0.15	0.39	0.94	0.39	0.10	0.30	0.64	0.30	1.39	0.52	0.09	0.30	0.57
VMTD Veh-miles (Demand)	1,198	681	161	300	402	698	668	1,438	693	1,286	745	348	1,028	2,103	1,028	229	747	1,243	684	3,068	1,416	210	691	781
VMTV Veh-miles (Volume)	1,198	681	161	300	402	698	668	1,438	693	1,286	745	348	1,028	2,103	1,028	229	747	1,243	684	3,068	1,416	210	691	781
VHT travel (hrs)	22.08	11.94	2.84	5.34	6.83	12.68	12.46	22.12	12.28	22.32	13.49	6.78	17.77	40.81	17.76	4.35	13.18	21.51	12.23	55.75	21.79	3.83	12.06	12.87
VHD delay (hrs)	4.97	2.21	0.54	1.05	1.08	2.70	2.92	1.58	2.38	3.96	2.84	1.81	3.08	10.77	3.08	1.07	2.50	3.75	2.46	11.92	1.56	0.83	2.18	1.72
Space mean speed (mph)	54	57	57	56	59	55	54	65	56	58	55	51	58	52	58	53	57	58	56	55	65	55	57	61
Segment density (veh/mi/lane)	22	17	19	17	14	14	23	13	19	17	20	26	16	25	16	25	19	18	23	22	13	22	16	11
Segment density (pc/mi/lane)	25	20	21	19	17	16	26	15	22	19	24	29	18	29	18	28	21	20	25	25	14	25	18	12
Tolled Express Lane	TEL-W																							
Space mean speed (mph)	70	70	70	70	70	70	70	65	70	70	70	66	58	70	58	70	70	70	70	70	65	70	70	70
Travel time per vehicle (min)	0.43	0.24	0.07	0.12	0.20	0.24	0.23	0.52	0.24	0.56	0.24	0.12	0.39	0.69	0.39	0.07	0.24	0.53	0.24	1.09	0.52	0.07	0.24	0.49
Volume (vph)	71	71	71	71	71	71	71	57	90	90	90	90	90	105	83	83	83	83	83	83	56	59	59	59
Level of Service (LOS)	A	A	A	A	A	A	A	A	A	A	A	A	A	A	A	A	A	A	A	A	A	A	A	A

6:45 AM	C	B	B	B	B	B	C	B	B	B	B	C	B	C	B	C	B	B	C	C	B	C	B	A
7:00 AM	C	B	B	B	B	B	C	B	B	B	B	C	B	C	B	C	B	B	C	C	B	C	B	A
7:15 AM	C	B	C	B	B	B	C	B	C	C	C	C	B	C	B	C	B	B	C	C	C	C	B	A
7:30 AM	C	B	C	B	B	B	D	B	C	C	C	D	B	D	B	D	C	C	C	C	C	C	B	B
7:45 AM	C	C	C	B	B	B	D	B	C	C	C	D	B	D	B	D	C	C	C	C	D	D	C	B
8:00 AM	C	C	C	B	B	B	D	B	C	C	C	D	B	D	B	D	C	C	C	C	C	C	B	B
8:15 AM	C	B	B	B	B	B	C	B	B	C	C	D	B	D	B	D	C	C	C	C	B	C	B	B
8:30 AM	C	B	C	B	B	B	C	B	B	B	C	C	B	C	B	C	B	C	C	C	B	C	B	B

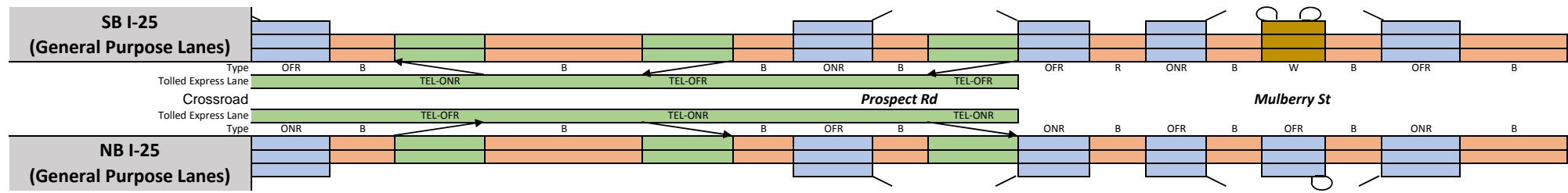


6:45 AM	D	B	C	B	C	C	D	B	C	C	B	D	B	D	B	D	C	C	C	D	B	D	C	B
7:00 AM	E	C	C	C	D	C	E	B	D	C	C	E	C	E	C	E	C	C	C	D	B	D	C	B
7:15 AM	E	C	C	C	D	C	E	B	D	C	C	D	B	D	B	D	C	C	C	D	B	D	C	B
7:30 AM	F	C	C	C	D	D	F	C	D	D	C	F	C	F	C	F	D	D	C	F	C	F	D	C
7:45 AM	E	C	C	B	D	C	E	B	D	C	C	E	C	E	C	E	C	D	C	E	B	E	C	C
8:00 AM	E	C	C	C	D	C	E	B	D	D	C	E	C	E	C	E	D	D	C	E	B	E	C	C
8:15 AM	E	C	D	C	D	C	E	B	D	D	C	E	C	E	C	E	D	D	C	E	B	E	D	C
8:30 AM	D	C	C	B	D	C	E	B	C	C	C	E	C	D	C	E	C	D	C	D	B	E	C	C

SEGMENT	91	92	93	94	95	96	97	98	99	100	101	102	103	104	105	106	107	108	109	110	111	112	113	114
Segment Length (ft)	1,925	1,500	1,050	1,500	600	1,500	1,545	3,000	540	3,680	1,500	500	2,000	4,255	2,000	900	1,500	2,900	1,500	6,630	3,000	600	1,500	2,565
Number of lanes	2	2	2	2	2	2	2	3	2	2	2	2	3	2	3	2	2	2	2	2	3	2	2	2
Free Flow Speed (mph)	70	70	70	70	70	70	70	70	70	70	70	70	70	70	70	70	70	70	70	70	70	70	70	70
Segment demand (vph)	3,091	3,091	2,287	2,713	2,713	3,192	3,192	3,394	3,176	2,418	3,063	3,063	3,281	3,043	3,280	3,066	3,066	2,561	2,999	2,999	3,215	3,053	3,053	1,922
On-Ramp demand (vph)				426		479		202			645		218		237						216			
Off-Ramp demand (vph)		804						218	758				238		214		505				162		1,131	
Ramp-to-Ramp demand (vph)								141					218		214						158			
Travel time per vehicle (min)	0.49	0.31	0.22	0.30	0.13	0.31	0.41	0.52	0.11	0.78	0.31	0.13	0.40	1.08	0.40	0.23	0.31	0.63	0.31	1.64	0.52	0.15	0.31	0.51
VMTD Veh-miles (Demand)	1,127	878	455	771	308	907	934	1,928	325	1,685	870	290	1,243	2,452	1,242	523	871	1,407	852	3,766	1,827	347	867	934
VMTV Veh-miles (Volume)	1,127	878	455	771	308	907	934	1,928	325	1,685	870	290	1,243	2,452	1,242	523	871	1,407	852	3,766	1,827	347	867	934
VHT travel (hrs)	25.20	15.97	8.25	13.78	6.09	16.48	21.85	29.67	5.90	31.34	15.58	6.51	21.88	54.59	21.88	11.75	15.66	26.94	15.31	81.99	28.10	7.72	15.98	16.22
VHD delay (hrs)	9.11	3.42	1.75	2.77	1.68	3.53	8.50	2.12	1.26	7.26	3.15	2.37	4.12	19.56	4.14	4.28	3.21	6.85	3.14	28.20	2.01	2.76	3.59	2.88
Space mean speed (mph)	45	55	55	56	51	55	43	65	55	54	56	45	57	45	57	44	56	52	56	46	65	45	54	58
Segment density (veh/mi/lane)	35	20	21	18	27	24	37	17	26	22	21	34	19	34	19	34	25	25	22	33	16	34	24	17
Segment density (pc/mi/lane)	40	23	24	21	31	27	43	20	30	26	24	40	22	39	22	40	28	28	25	38	19	39	28	19
Tolled Express Lane	TEL-W																							
Space mean speed (mph)	69	70	70	70	70	70	70	65	68	70	70	70	57	70	57	67	70	70	70	70	65	68	70	70
Travel time per vehicle (min)	0.32	0.24	0.17	0.24	0.10	0.24	0.25	0.52	0.09	0.60	0.24	0.08	0.40	0.69	0.40	0.15	0.24	0.47	0.24	1.08	0.52	0.10	0.24	0.42
Volume (vph)	201	201	201	201	201	201	201	141	218	218	218	218	218	238	214	214	214	214	214	214	158	162	162	162
Level of Service (LOS)	A	A	A	A	A	A	A	A	A	A	A	A	A	A	A	A	A	A	A	A	A	A	A	A

SEGMENT	115	116	117	118	119	120	121	122	123	124	125	126	127	128	129	130	131			
Segment Length (ft)	1,500	500	2,000	4,840	2,000	500	1,500	535	2,000	775	715	1,160	700	420	750	1,500	2,700	276,955		
Number of lanes	2	2	3	2	3	2	2	2	3	2	2	2	2	3	2	2	2			
Free Flow Speed (mph)	70	70	70	70	70	70	70	70	70	70	70	70	70	70	70	70	70			
Segment demand (vph)	2,034	2,034	2,093	2,015	2,094	2,046	2,046	1,376	1,424	1,686	1,686	1,686	1,303	1,328	878	1,059	1,059			
On-Ramp demand (vph)			78		48		670					383		450						
Off-Ramp demand (vph)	671		59		79				48	262				25		181				
Ramp-to-Ramp demand (vph)			59		48									1						
Travel time per vehicle (min)	0.31	0.10	0.39	0.95	0.39	0.10	0.30	0.10	0.38	0.16	0.14	0.23	0.13	0.08	0.14	0.30	0.50	58.02		
VMTD Veh-miles (Demand)	578	193	793	1,847	793	194	581	139	539	247	228	370	173	106	125	301	542	162,821		
VMTV Veh-miles (Volume)	578	193	793	1,847	793	194	581	139	539	247	228	370	173	106	125	301	542	162,086		
VHT travel (hrs)	10.45	3.34	13.43	31.99	13.47	3.37	10.25	2.30	8.99	4.41	4.06	6.40	2.84	1.88	2.02	5.34	8.85	3,087.54		
VHD delay (hrs)	2.20	0.59	2.11	5.61	2.13	0.60	1.94	0.31	1.28	0.87	0.80	1.10	0.37	0.37	0.24	1.04	1.11	820.04		
Space mean speed (mph)	55	58	59	58	59	58	57	61	60	56	56	58	61	56	62	56	61	52		
Segment density (veh/mi/lane)	15	18	12	17	12	18	17	11	8	12	41	11	11	8	7	9	9	22		
Segment density (pc/mi/lane)	17	20	13	20	13	20	19	13	9	13	45	13	12	8	8	10	10	25		
Tolled Express Lane	TEL-ONR			TEL-OFR				TEL-OFR			GP	GP	GP	GP	GP	GP	GP	GP	GP	TEL
Space mean speed (mph)	70	65	59	70	59	70	70	66	60	56	56	58	61	56	62	56	61	61		
Travel time per vehicle (min)	0.25	0.09	0.39	0.79	0.39	0.08	0.24	0.09	0.38	0.16	0.14	0.23	0.13	0.08	0.14	0.30	0.50	47.18		
Volume (vph)	59	59	59	78	48	48	48	48	-	-	-	-	-	-	-	-	-	10.83		
Level of Service (LOS)	A	A	A	A	A	A	A	A												

6:45 AM	B	B	A	B	A	B	B	A	A	A	A	A	A	A	A	A	A	A
7:00 AM	B	B	A	B	A	B	B	A	A	A	A	A	A	A	A	A	A	A
7:15 AM	B	B	B	B	B	B	B	A	A	B	B	B	A	A	A	A	A	A
7:30 AM	B	C	B	C	B	C	B	B	A	B	B	B	A	A	A	A	A	A
7:45 AM	B	C	B	C	B	C	C	B	A	B	B	B	B	A	A	B	A	A
8:00 AM	B	C	B	C	B	C	B	B	B	B	B	B	B	A	A	B	B	B
8:15 AM	B	C	B	C	B	C	B	B	A	B	B	B	B	A	A	B	B	B
8:30 AM	B	C	B	C	B	C	B	B	A	B	B	B	B	A	A	B	B	B

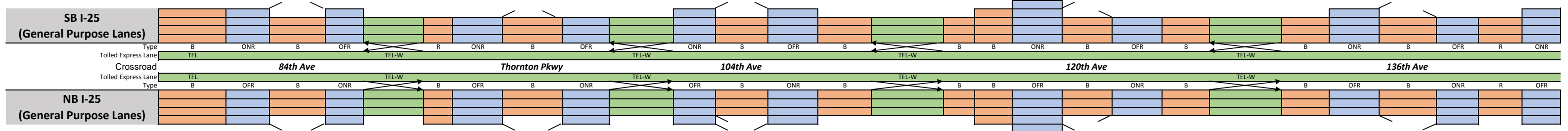


6:45 AM	B	B	B	B	B	B	A	A	A	A	B	B	A	A	A	A	A	A
7:00 AM	B	C	B	C	B	C	A	B	A	B	B	B	B	A	A	A	A	A
7:15 AM	B	C	B	C	B	C	A	A	A	B	B	B	A	A	A	A	A	A
7:30 AM	C	D	B	D	B	D	B	B	B	B	C	C	B	B	A	A	B	B
7:45 AM	C	C	B	C	B	D	B	B	B	B	C	B	B	B	A	A	B	B
8:00 AM	B	C	B	C	B	C	A	B	B	B	C	B	B	B	A	A	A	A
8:15 AM	C	C	B	C	B	D	B	B	B	B	C	B	B	B	A	A	B	B
8:30 AM	B	C	B	C	B	C	A	B	A	B	B	B	B	B	A	A	A	A

SEGMENT	115	116	117	118	119	120	121	122	123	124	125	126	127	128	129	130	131		
Segment Length (ft)	1,500	900	2,000	4,840	2,000	740	1,500	525	2,000	1,165	570	750	510	840	550	1,500	2,700	277,130	
Number of lanes	2	2	3	2	3	2	2	2	3	2	2	2	2	2	2	2	2		
Free Flow Speed (mph)	70	70	70	70	70	70	70	70	70	70	70	70	70	70	70	70	70		
Segment demand (vph)	2,301	2,301	2,463	2,293	2,464	2,356	2,356	1,543	1,649	1,912	1,912	1,912	1,477	1,477	944	1,110	1,110		
On-Ramp demand (vph)	379		162		171				106	263						166			
Off-Ramp demand (vph)			170		108		813					435		533					
Ramp-to-Ramp demand (vph)			162		108														
Travel time per vehicle (min)	0.30	0.19	0.39	1.00	0.39	0.16	0.31	0.10	0.39	0.23	0.11	0.15	0.10	0.19	0.10	0.29	0.50	57.72	
VMTD Veh-miles (Demand)	654	392	933	2,102	933	330	669	153	625	422	206	272	143	235	98	315	568	155,665	
VMTV Veh-miles (Volume)	654	392	933	2,102	933	330	669	153	625	422	206	272	143	235	98	315	568	155,665	
VHT travel (hrs)	11.48	7.17	15.98	38.38	16.13	6.09	12.18	2.58	10.58	7.27	3.58	4.87	2.39	4.64	1.60	5.40	9.29	2,871.75	
VHD delay (hrs)	2.14	1.57	2.65	8.35	2.80	1.38	2.61	0.39	1.66	1.24	0.63	0.99	0.35	1.28	0.19	0.90	1.18	578.17	
Space mean speed (mph)	57	55	58	55	58	54	55	59	59	58	58	56	60	51	61	58	61	54	
Segment density (veh/mi/lane)	17	21	14	21	14	22	9	13	9	12	17	16	12	10	8	6	9	20	
Segment density (pc/mi/lane)	20	24	16	24	16	25	10	15	11	14	19	18	14	11	9	7	10	23	
Tolled Express Lane	TEL-OFR			TEL-ONR				TEL-ONR			GP	GP	GP	GP	GP	GP	GP	GP	TEL
Space mean speed (mph)	70	70	58	70	58	66	70	70	59	58	58	56	60	51	61	58	61	65	
Travel time per vehicle (min)	0.24	0.15	0.39	0.79	0.39	0.13	0.24	0.09	0.39	0.23	0.11	0.15	0.10	0.19	0.10	0.29	0.50	46.29	
Volume (vph)	162	162	162	170	108	108	108	108	-	-	-	-	-	-	-	-	-	11.43	
Level of Service (LOS)	A	A	A	A	A	A	A	A											

SEGMENT	1	2	3	4	5	6	7	8	9	10	11	12	13	14	15	16	17	18	19	20	21	22	23	24	25	26	27	28	
Segment Length (ft)	2,700	1,500	1,865	1,100	2,530	715	750	1,835	750	2,900	1,045	1,735	1,010	2,190	3,100	95	800	1,500	1,575	1,500	1,400	3,000	1,315	1,500	2,095	750	1,390	750	
Number of lanes	4	4	3	3	4	3	3	3	3	4	3	3	3	3	4	3	4	3	3	3	3	4	3	3	3	3	3	3	
Free Flow Speed (mph)	60	60	60	60	60	60	60	60	60	60	60	60	60	60	60	60	60	60	65	65	65	65	65	65	65	65	65	65	
Segment demand (vph)	7,171	7,171	5,714	6,227	7,800	6,250	6,250	5,139	5,918	7,469	6,086	4,734	5,709	5,709	7,092	5,915	5,915	5,915	4,709	5,872	5,872	7,049	6,055	6,055	4,837	5,533	5,533	5,533	
On-Ramp demand (vph)		1,457			1,550			1,111		1,383	1,352				1,177			1,206				994		1,218				955	
Off-Ramp demand (vph)				513	1,573				779	1,551			975		1,383						1,163		1,177			696			
Ramp-to-Ramp demand (vph)					1,323					1,292					1,090							905							
Travel time per vehicle (min)	0.78	0.29	0.56	0.24	0.89	0.19	0.18	0.74	0.21	0.72	0.25	0.41	0.22	0.73	0.75	0.03	0.20	0.35	0.37	0.31	0.49	0.74	0.49	0.33	0.85	0.21	0.37	0.19	
VMTD Veh-miles (Demand)	3,667	2,037	2,018	1,297	3,737	846	888	1,786	841	4,102	1,205	1,556	1,092	2,368	4,164	106	896	1,680	1,405	1,668	1,557	4,005	1,508	1,720	1,919	786	1,457	786	
VMTV Veh-miles (Volume)	3,243	1,802	1,725	1,108	3,187	730	766	1,559	743	3,633	1,067	1,434	1,007	2,183	3,844	97	814	1,526	1,288	1,538	1,435	3,699	1,374	1,567	1,796	743	1,380	747	
VHT travel (hrs)	82.51	30.76	45.20	21.56	98.53	17.45	16.38	55.29	18.30	79.93	22.17	29.97	19.69	64.01	82.17	2.94	18.17	30.94	26.38	28.37	44.37	80.30	44.85	30.71	64.26	18.23	32.73	16.87	
VHD delay (hrs)	28.46	0.73	16.44	3.09	211.93	5.28	142.95	29.31	5.92	59.30	149.70	6.07	2.92	27.64	18.10	1.33	4.61	49.29	6.57	4.71	22.28	23.39	23.72	256.69	36.62	6.80	11.50	5.38	
Space mean speed (mph)	39	59	38	51	32	42	47	28	41	45	48	48	51	34	47	33	45	49	49	54	32	46	31	51	28	41	42	44	
Segment density (veh/mi/lane)	40	27	43	34	51	43	38	53	43	37	37	30	34	51	37	55	30	36	29	33	56	38	60	36	54	43	41	40	
Segment density (pc/mi/lane)	46	31	49	40	59	49	44	61	49	43	43	35	39	59	43	63	34	42	34	38	64	43	69	41	62	49	48	46	
Tolled Express Lane	TEL				TEL-W					TEL-W					TEL-W						TEL-W								
Space mean speed (mph)	39	60	60	55	32	60	60	60	56	45	60	60	60	60	47	60	60	60	65	65	63	46	65	65	65	65	65	65	
Travel time per vehicle (min)	0.78	0.28	0.35	0.23	0.89	0.14	0.14	0.35	0.15	0.72	0.20	0.33	0.19	0.42	0.75	0.02	0.15	0.28	0.28	0.26	0.25	0.74	0.23	0.26	0.37	0.13	0.24	0.13	
Volume (vph)	1,574	1,574	1,574	1,574	1,323	1,552	1,552	1,552	1,552	1,292	1,385	1,385	1,385	1,385	1,090	1,177	1,177	1,177	1,177	1,177	1,177	905	995	995	995	995	995	995	
Level of Service (LOS)	E	D	D	D	E	C	C	C	D	D	C	C	C	C	C	C	C	C	C	C	C	C	B	B	B	B	B	B	

6:45 AM	E	D	F	C	F	D	D	E	D	E	D	D	C	F	F	F	D	B	D	E	F	E	F	F	E	E	E	D
7:00 AM	F	D	F	F	F	F	F	D	F	F	F	F	E	F	F	F	D	F	D	F	F	F	F	F	E	E	E	D
7:15 AM	F	D	F	C	F	F	F	D	E	E	D	E	C	F	E	F	D	C	D	E	F	F	F	D	E	E	E	D
7:30 AM	F	F	F	F	F	F	F	F	F	F	F	F	E	F	F	F	D	F	E	F	F	F	F	F	F	F	F	F
7:45 AM	F	F	F	F	F	F	F	F	F	F	F	D	F	F	F	F	D	F	E	F	F	F	F	F	F	F	F	F
8:00 AM	E	F	F	F	F	F	F	F	F	F	F	D	F	F	F	F	D	F	D	F	F	F	F	F	F	F	F	F
8:15 AM	E	D	F	F	F	F	F	F	F	E	F	E	F	F	F	D	F	D	F	F	F	E	F	F	F	F	F	F
8:30 AM	E	D	F	F	F	F	F	F	F	E	F	E	F	F	F	D	F	F	E	F	F	E	F	F	F	F	F	F



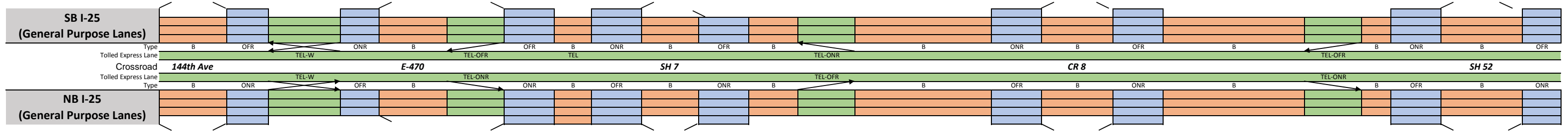
6:45 AM	C	B	C	C	C	C	B	C	C	C	B	C	C	D	C	D	C	B	C	C	D	C	E	D	C	C	C	C
7:00 AM	D	C	D	C	D	C	B	D	C	D	C	D	D	F	C	D	D	B	D	D	E	D	F	E	D	C	D	D
7:15 AM	C	C	C	C	C	C	B	C	C	D	B	C	C	E	D	E	C	B	C	C	D	D	E	D	D	C	D	D
7:30 AM	D	C	D	C	D	C	B	D	C	D	C	D	C	E	E	E	D	B	D	D	E	D	F	D	D	C	D	D
7:45 AM	D	C	D	D	E	D	B	D	C	E	C	D	D	E	F	D	D	B	D	D	E	D	F	E	D	D	D	D
8:00 AM	D	C	E	D	E	D	C	E	D	E	C	E	D	F	E	F	D	B	D	D	E	E	F	E	E	D	D	D
8:15 AM	D	C	D	D	E	D	B	D	D	E	C	E	D	F	E	F	D	B	D	D	E	E	F	E	D	C	D	D
8:30 AM	D	C	E	D	E	D	B	E	D	E	C	E	D	F	E	F	D	B	D	D	E	E	F	D	E	D	D	D

SEGMENT	1	2	3	4	5	6	7	8	9	10	11	12	13	14	15	16	17	18	19	20	21	22	23	24	25	26	27	28	
Segment Length (ft)	2,700	1,100	1,875	750	2,200	170	1,500	2,180	1,350	2,450	995	1,700	1,500	1,765	3,000	310	715	1,500	1,525	1,500	1,400	3,000	1,380	1,500	2,040	1,015	1,070	745	
Number of lanes	4	4	3	3	4	4	3	3	3	4	3	3	3	3	4	3	4	3	3	3	3	4	3	3	3	3	3	3	
Free Flow Speed (mph)	60	60	60	60	60	60	60	60	60	60	60	60	60	60	60	60	60	60	65	65	65	65	65	65	65	65	65	65	
Segment demand (vph)	4,680	4,680	3,703	4,357	5,331	4,291	4,291	3,661	4,379	5,419	4,382	3,704	4,524	4,524	5,561	4,647	4,647	4,647	3,602	4,533	4,533	5,448	4,888	4,888	3,974	4,600	4,600	4,600	
On-Ramp demand (vph)				654	974				718	1,040			820		1,037					931		915			626				
Off-Ramp demand (vph)		977			1,040		630			1,037	678				914			1,045				560		914				1,051	
Ramp-to-Ramp demand (vph)					924					960					851							474							
Travel time per vehicle (min)	0.65	0.21	0.47	0.17	0.55	0.04	0.33	0.54	0.31	0.61	0.22	0.42	0.34	0.49	0.77	0.09	0.17	0.33	0.35	0.32	0.37	0.73	0.40	0.31	0.49	0.22	0.23	0.16	
VMTD Veh-miles (Demand)	2,393	975	1,315	619	2,221	138	1,219	1,512	1,120	2,514	826	1,193	1,285	1,512	3,160	273	629	1,320	1,040	1,288	1,202	3,095	1,278	1,389	1,535	884	932	649	
VMTV Veh-miles (Volume)	2,393	975	1,315	619	2,221	138	1,219	1,512	1,120	2,514	826	1,193	1,285	1,512	3,160	273	629	1,320	1,040	1,288	1,202	3,095	1,278	1,389	1,535	884	932	649	
VHT travel (hrs)	50.92	16.41	28.80	12.56	49.07	2.86	23.56	32.77	22.59	55.53	15.97	25.84	25.98	36.82	71.13	6.82	13.27	25.75	20.72	24.46	27.76	66.10	32.54	25.41	32.14	16.82	17.73	11.97	
VHD delay (hrs)	11.03	0.16	6.88	2.24	12.05	0.56	3.24	7.58	3.93	13.62	2.21	5.97	4.56	11.61	18.47	2.27	2.78	3.75	4.71	4.65	9.27	18.48	12.89	4.04	8.52	3.22	3.39	1.99	
Space mean speed (mph)	47	59	46	49	45	48	52	46	50	45	52	46	49	41	44	40	47	51	50	53	43	47	39	55	48	53	53	54	
Segment density (veh/mi/lane)	25	20	27	29	29	22	28	26	29	29	28	27	30	37	31	39	24	30	24	29	35	29	42	30	28	29	29	28	
Segment density (pc/mi/lane)	29	23	31	34	33	26	32	30	34	34	32	31	35	42	35	45	28	35	27	33	40	33	48	34	32	34	34	33	
Tolled Express Lane	TEL				TEL-W					TEL-W					TEL-W						TEL-W								
Space mean speed (mph)	47	58	60	60	45	49	59	60	60	45	57	60	60	60	44	51	57	60	65	65	65	47	63	65	65	65	65	65	
Travel time per vehicle (min)	0.65	0.22	0.36	0.14	0.55	0.04	0.29	0.41	0.26	0.61	0.20	0.32	0.28	0.33	0.77	0.07	0.14	0.29	0.27	0.26	0.24	0.73	0.25	0.26	0.36	0.18	0.19	0.13	
Volume (vph)	976	976	976	976	924	1,039	1,039	1,039	1,039	960	1,037	1,037	1,037	1,037	851	915	915	915	915	915	915	474							

SEGMENT	29	30	31	32	33	34	35	36	37	38	39	40	41	42	43	44	45	46	47	48	49	50	51		
Segment Length (ft)	2,720	1,280	3,000	1,280	3,650	2,000	750	685	750	2,535	1,500	520	2,000		7,390	1,500	2,750	1,500		7,610	2,000	295	1,500	3,030	1,500
Number of lanes	3	3	4	3	3	4	3	3	3	3	3	3	4		3	3	3	3		3	4	3	3	3	3
Free Flow Speed (mph)	65	65	65	65	70	70	70	70	70	70	70	70	70		70	70	70	70		70	70	70	70	70	70
Segment demand (vph)	4,578	5,217	6,211	5,702	4,962	5,470	5,396	5,396	5,396	4,388	5,874	5,874	6,243		5,705	5,705	4,817	5,109		5,109	5,646	5,232	5,232	3,935	4,261
On-Ramp demand (vph)			509	740					1,008																
Off-Ramp demand (vph)		639	994								1,486														
Ramp-to-Ramp demand (vph)			487																						
Travel time per vehicle (min)	0.75	0.26	0.74	0.28	1.04	0.42	0.14	0.21	0.16	0.58	0.30	0.21	0.99		2.26	0.36	0.98	0.33		2.08	0.42	0.09	0.31	0.66	0.29
VMTD Veh-miles (Demand)	2,358	1,265	3,529	1,382	3,430	2,072	766	700	766	2,107	1,669	579	2,365		7,985	1,621	2,509	1,451		7,364	2,139	292	1,486	2,258	1,211
VMTV Veh-miles (Volume)	2,221	1,212	3,383	1,320	3,262	2,007	741	676	741	2,020	1,601	555	2,270		7,750	1,588	2,454	1,442		7,361	2,139	292	1,486	2,258	1,211
VHT travel (hrs)	53.54	22.04	73.74	25.77	81.70	36.93	12.57	18.37	13.53	40.69	28.20	19.44	98.44		208.54	33.50	76.79	28.23		177.36	39.43	8.02	27.08	43.56	20.43
VHD delay (hrs)	19.37	3.39	21.70	11.39	35.11	8.26	1.99	8.70	2.95	11.84	5.34	11.51	66.01		97.82	14.66	41.74	7.62		72.20	8.88	3.85	5.85	11.30	3.14
Space mean speed (mph)	41	55	46	51	40	54	59	37	55	50	57	29	23		37	47	32	51		42	54	36	55	52	59
Segment density (veh/mi/lane)	35	30	34	35	39	25	30	47	32	28	33	66	65		50	39	49	33		41	26	48	32	25	24
Segment density (pc/mi/lane)	40	35	39	41	45	29	34	54	37	32	38	76	75		57	45	57	38		47	30	55	37	29	28

Tolled Express Lane	TEL-W			TEL-OFR			TEL			TEL-ONR			TEL-OFR												
Space mean speed (mph)	65	63	46	66	70	54	60	37	70	70	68	50	23		70	70	70	70		70	54	70	70	70	69
Travel time per vehicle (min)	0.48	0.23	0.74	0.22	0.59	0.42	0.14	0.21	0.12	0.41	0.25	0.12	0.99		1.20	0.24	0.45	0.24		1.24	0.42	0.05	0.24	0.49	0.25
Volume (vph)	995	995	487	510	510	368	369	369	369	369	369	369	369		536	536	536	536		536	414	414	414	414	414
Level of Service (LOS)	B	B	A	A	A	A	A	A	A	A	A	A	B		A	A	A	A		A	A	A	A	A	A

6:45 AM	D	C	E	D	E	C	D	F	D	D	D	F	D		F	C	D	C		E	D	E	C	C	C
7:00 AM	E	D	E	D	E	D	D	F	D	D	D	F	D		F	C	E	C		E	D	E	C	C	C
7:15 AM	D	D	E	D	E	C	D	F	D	D	F	F	F		F	D	E	C		F	D	F	C	D	C
7:30 AM	E	D	E	D	E	D	D	F	D	D	F	F	F		F	F	E	C		F	D	F	C	D	C
7:45 AM	E	F	E	F	E	D	D	F	D	D	F	F	F		F	F	E			F	D	F	C	D	C
8:00 AM	F	D	F	F	F	D	D	F	D	D	F	F	F		F	F	F	F		D	D	F	C	D	C
8:15 AM	F	F	C	D	F	C	D	F	D	D	D	F	F		F	F	D			D	C	E	C	C	C
8:30 AM	F	F	E	D	D	C	D	F	D	D	D	F	F		E	D	C	C		E	C	E	C	C	B



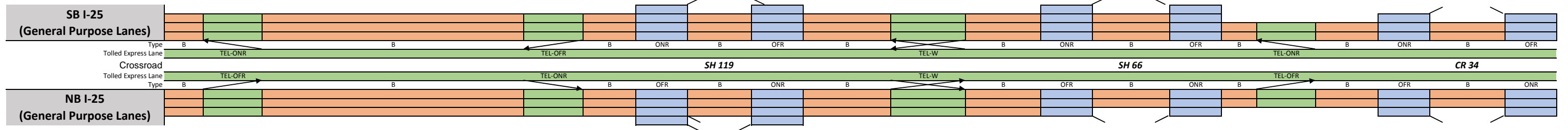
6:45 AM	C	B	B	C	C	B	C	C	C	C	C	B	C		C	B	B	B		C	B	C	B	B	A
7:00 AM	D	C	C	D	D	C	C	C	C	C	C	B	D		C	C	C	B		C	B	C	C	B	B
7:15 AM	C	C	C	D	D	C	C	C	C	C	C	D	C		C	C	C	B		C	C	C	C	B	B
7:30 AM	D	C	C	D	D	C	C	C	C	D	C	E	C		D	C	C	B		D	C	D	C	C	B
7:45 AM	D	C	C	D	D	C	D	C	C	C	C	C	C		D	C	C	B		C	C	C	C	B	B
8:00 AM	D	C	C	D	D	C	C	C	C	C	B	D	C		C	C	C	B		C	B	C	C	B	B
8:15 AM	D	C	C	D	D	C	C	C	C	C	C	D	C		D	C	C	B		C	C	C	C	C	B
8:30 AM	D	C	C	C	D	C	C	C	C	C	B	D	C		C	C	C	B		C	B	C	C	B	B

SEGMENT	29	30	31	32	33	34	35	36	37	38	39	40	41	42	43	44	45	46	47	48	49	50	51		
Segment Length (ft)	2,714	935	2,976	750	2,725	2,000	1,500	645	1,500	2,005	1,500	1,470	2,000		7,240	1,500	2,955	1,500		7,555	2,000	155	1,500	3,580	750
Number of lanes	3	3	4	3	3	4	3	4	3	3	3	3	4		3	3	3	3		3	4	3	3	3	3
Free Flow Speed (mph)	65	65	65	65	70	70	70	70	70	70	70	70	70		70	70	70	70		70	70	70	70	70	70
Segment demand (vph)	3,549	4,068	4,629	4,123	3,909	4,414	4,767	4,767	4,767	3,389	4,126	4,126	4,403		3,728	3,728	3,150	3,516		3,516	4,191	3,590	3,590	2,655	3,059
On-Ramp demand (vph)		519	561			505	631				737		277								675				404
Off-Ramp demand (vph)			506	214		278			1,378				675		578						601			935	
Ramp-to-Ramp demand (vph)			464			278							277								601				
Travel time per vehicle (min)	0.61	0.20	0.56	0.15	0.59	0.41	0.31	0.13	0.30	0.41	0.30	0.33	0.43		1.55	0.29	0.59	0.29		1.57	0.40	0.03	0.29	0.69	0.14
VMTD Veh-miles (Demand)	1,824	720	2,609	586	2,017	1,672	1,354	582	1,354	1,287	1,172	1,149	1,668		5,112	1,059	1,763	999		5,031	1,588	105	1,020	1,800	435
VMTV Veh-miles (Volume)	1,824	720	2,609	586	2,017	1,672	1,354	582	1,354	1,287	1,172	1,149	1,668		5,112	1,059	1,763	999		5,031	1,588	105	1,020	1,800	435
VHT travel (hrs)	35.95	13.43	43.48	10.48	38.75	30.50	24.47	10.72	23.85	23.27	20.30	22.97	31.25		96.16	17.99	31.18	17.09		92.18	28.02	1.95	17.56	30.73	7.30
VHD delay (hrs)	7.89	2.35	3.34	1.47	9.93	6.61	5.13	2.40	4.50	4.89	3.55	6.56	7.42		23.14	2.86	5.99	2.82		20.31	5.34	0.44	3.00	5.01	1.10
Space mean speed (mph)	51	54	60	56	52	55	55	54	57	55	58	50	53		53	59	57	58		55	57	54	58	59	59
Segment density (veh/mi/lane)	23	25	19	25	25	20	30	22	28	20	24	28	20		23	21	19	20		21	18	22	21	15	17
Segment density (pc/mi/lane)	27	29	22	28	29	23	35	25	32	23	27	32	24		27	24	21	23		25	21	25	24	17	20

Tolled Express Lane	TEL-W			TEL-ONR			TEL-OFR																		
Space mean speed (mph)	65	65	60	64	70	55	69	70	70	70	70	70	53		70	70	70	70		70	57	60	69	70	70
Travel time per vehicle (min)	0.47	0.16	0.56	0.13	0.44	0.41	0.25	0.11	0.24	0.33	0.24	0.24	0.43		1.18	0.24	0.48	0.24		1.23	0.40	0.03	0.25	0.58	0.12
Volume (vph)	560	560	464	505	505	278	278	278	278	278	278	278	277		676	676	676	676		676	601	601	601	601	601
Level of Service (LOS)	A	A	A	A	A	A	A	A	A	A	A	A	A		A	A	A	A		A	A	A	A	A	A

SEGMENT	52	53	54	55	56	57	58	59	60	61	62	63	64	65	66	67	68	69	70	71	
Segment Length (ft)	400	2,000		14,995	2,000	745	750	4,315	1,500	3,500	3,000	3,240	1,500	2,995	1,500	490	2,000	2,280	1,500	2,995	1,500
Number of lanes	3	4		3	4	3	3	3	3	3	4	3	3	3	3	2	3	2	2	2	2
Free Flow Speed (mph)	70	70		70	70	70	70	70	70	70	70	70	70	70	70	70	70	70	70	70	70
Segment demand (vph)	4,261	4,675		4,251	4,676	4,413	4,413	2,626	3,499	3,499	3,763	3,562	2,692	3,096	3,096	3,296	3,054	3,054	2,338	2,496	
On-Ramp demand (vph)		424			263		1,787				201	870				242		716			
Off-Ramp demand (vph)		414			425				873		264			404		200					158
Ramp-to-Ramp demand (vph)		414			263						132					200					
Travel time per vehicle (min)	0.09	0.40		3.47	0.41	0.18	0.15	0.84	0.29	0.73	0.61	0.68	0.29	0.58	0.29	0.12	0.40	0.57	0.31	0.62	0.30
VMTD Veh-miles (Demand)	323	1,771		12,073	1,771	623	627	2,146	994	2,319	2,138	2,186	1,012	1,527	880	287	1,248	1,319	868	1,326	709
VMTV Veh-miles (Volume)	323	1,771		12,073	1,771	623	627	2,146	994	2,319	2,138	2,186	1,012	1,527	880	287	1,248	1,319	868	1,326	709
VHT travel (hrs)	6.59	31.33		245.79	32.09	13.11	11.24	36.55	17.08	42.34	38.11	40.18	17.43	26.11	14.84	6.39	22.05	28.85	15.70	24.28	12.57
VHD delay (hrs)	1.97	6.03		73.33	6.78	4.22	2.29	5.89	2.88	9.21	7.57	8.95	2.97	4.29	2.28	2.29	4.22	10.01	3.30	5.33	2.44
Space mean speed (mph)	49	57		49	55	47	56	59	58	55	56	54	58	58	59	45	57	46	55	55	56
Segment density (veh/mi/lane)	29	20		29	21	31	26	15	20	21	17	22	20	15	17	34	19	33	23	21	20
Segment density (pc/mi/lane)	33	24		33	24	36	30	17	23	24	19	25	24	18	20	40	22	38	27	25	23
Tolled Express Lane	TEL-ONR		TEL-OFR				TEL-W				TEL-ONR										
Space mean speed (mph)	63	57		70	55	70	70	70	70	70	56	70	70	70	69	64	57	70	70	70	70
Travel time per vehicle (min)	0.07	0.40		2.43	0.41	0.12	0.12	0.70	0.24	0.57	0.61	0.53	0.24	0.49	0.25	0.09	0.40	0.37	0.24	0.49	0.24
Volume (vph)	414	414		424	263	261	261	261	261	261	132	200	200	200	200	200	200	242	242	242	242
Level of Service (LOS)	A	A		A	A	A	A	A	A	A	A	A	A	A	A	A	A	A	A	A	A

6:45 AM	D	C		D	C	D	C	B	B	C	B	C	B	B	D	B	D	C	B	B
7:00 AM	D	C		D	C	D	C	B	B	C	B	C	B	B	D	C	D	C	C	C
7:15 AM	E	C		E	C	E	D	B	C	C	B	D	C	B	E	C	E	C	D	C
7:30 AM	D	C		D	C	D	C	B	C	C	B	C	B	B	E	C	E	C	C	C
7:45 AM	D	C		D	C	E	C	B	C	C	B	D	C	B	E	C	E	C	C	C
8:00 AM	D	C		D	C	D	C	B	C	C	B	C	B	B	E	C	E	C	C	C
8:15 AM	D	C		D	C	D	C	B	B	C	B	C	B	B	D	B	D	C	C	B
8:30 AM	C	B		C	D	D	C	B	B	C	B	C	B	B	D	B	D	C	C	B



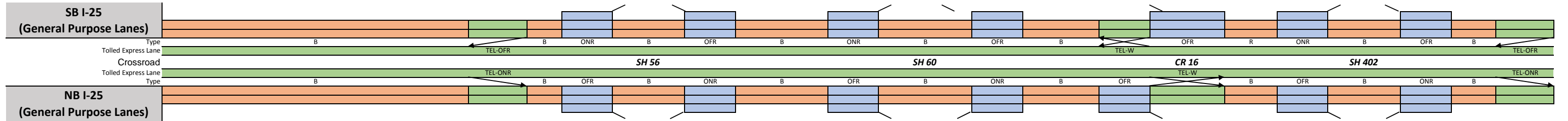
6:45 AM	B	B		B	B	A	B	B	B	B	B	C	C	D	C	D	C	C	C	
7:00 AM	C	B		C	B	A	B	B	C	B	C	B	C	C	E	C	D	C	D	C
7:15 AM	C	B		C	B	A	B	B	C	B	C	B	D	C	F	C	D	C	D	C
7:30 AM	C	B		C	B	A	B	B	C	B	C	B	D	C	E	C	D	C	D	C
7:45 AM	C	B		C	B	A	B	B	C	B	C	B	C	C	E	C	D	C	D	C
8:00 AM	C	B		C	B	A	B	B	C	B	C	B	C	C	E	C	D	C	C	C
8:15 AM	C	B		C	B	A	B	B	C	B	C	B	D	C	E	C	E	D	D	C
8:30 AM	C	B		C	B	A	B	B	C	B	C	B	C	C	D	C	D	C	C	C

SEGMENT	52	53	54	55	56	57	58	59	60	61	62	63	64	65	66	67	68	69	70	71	
Segment Length (ft)	735	2,000		15,000	2,000	1,635	1,500	2,325	1,500	3,850	3,000	3,040	1,500	3,185	1,500	500	2,000	2,245	1,500	3,035	1,500
Number of lanes	3	4		3	4	3	3	3	3	3	4	3	3	2	2	2	3	2	2	2	2
Free Flow Speed (mph)	70	70		70	70	70	70	70	70	70	70	70	70	70	70	70	70	70	70	70	70
Segment demand (vph)	3,059	3,661		3,020	3,660	3,139	3,139	2,277	2,949	2,949	3,471	3,005	3,005	2,465	3,082	3,082	3,547	2,870	2,870	2,552	2,669
On-Ramp demand (vph)		602			640				672		522				617		465				117
Off-Ramp demand (vph)		641			521		862				466	540				677					
Ramp-to-Ramp demand (vph)		602			521						426					465					
Travel time per vehicle (min)	0.15	0.39		2.98	0.40	0.33	0.29	0.44	0.29	0.76	0.52	0.60	0.24	0.68	0.31	0.13	0.41	0.53	0.30	0.66	0.31
VMTD Veh-miles (Demand)	426	1,387		8,580	1,386	972	892	1,003	838	2,150	1,972	1,730	854	1,487	876	292	1,344	1,220	815	1,467	758
VMTV Veh-miles (Volume)	426	1,387		8,580	1,386	972	892	1,003	838	2,150	1,972	1,730	854	1,487	876	292	1,344	1,220	815	1,467	758
VHT travel (hrs)	7.48	24.04		150.16	24.34	17.18	15.24	16.79	14.29	37.42	30.34	30.24	12.25	27.83	15.67	6.51	24.51	25.24	14.55	27.96	13.57
VHD delay (hrs)	1.39	4.23		27.60	4.53	3.29	2.50	2.47	2.32	6.71	2.17	5.52	0.06	6.59	3.16	2.34	5.32	7.81	2.90	7.01	2.74
Space mean speed (mph)	57	58		57	57	57	59	60	59	57	65	57	70	53	56	45	55	48	56	52	56
Segment density (veh/mi/lane)	18	16		18	16	18	18	13	17	17	13	18	14	23	21	34	21	30	24	24	21
Segment density (pc/mi/lane)	21	18		20	18	21	21	15	19	20	15	20	17	27	24	40	24	34	27	28	25
Tolled Express Lane	TEL-OFR		TEL-ONR				TEL-W				TEL-OFR										
Space mean speed (mph)	70	58		70	57	69	70	70	70	70	65	70	70	70	70	70	55	70	70	70	70
Travel time per vehicle (min)	0.12	0.39		2.44	0.40	0.27	0.24	0.38	0.24	0.63	0.52	0.49	0.24	0.52	0.24	0.08	0.41	0.37	0.24	0.49	0.24
Volume (vph)	601	602		639	521	521	521	521	521	521	426	465	465	465	465	465	465	677	677	677	677
Level of Service (LOS)	A	A		A	A	A	A	A	A	A	A	A	A	A	A	A	A	A	A	A	A

SEGMENT	72	73	74	75	76	77	78	79	80	81	82	83	84	85	86	87	88	89	90
Segment Length (ft)	18,155	2,000	425	1,500	3,020	1,500	4,340	1,500	3,245	1,500	5,790	3,075	750	895	1,165	2,870	750	705	2,000
Number of lanes	2	3	2	2	2	2	2	2	2	2	2	3	2	2	2	2	2	2	3
Free Flow Speed (mph)	70	70	70	70	70	70	70	70	70	70	70	70	70	70	70	70	70	70	70
Segment demand (vph)	2,496	2,739	2,530	2,530	2,272	2,743	2,743	2,743	2,305	2,488	2,488	2,698	2,711	2,711	2,711	2,204	2,749	2,749	2,964
On-Ramp demand (vph)		209		258				438				216			507				180
Off-Ramp demand (vph)		243				471				183		210	229				545		215
Ramp-to-Ramp demand (vph)		209										180							180
Travel time per vehicle (min)	3.88	0.39	0.09	0.31	0.62	0.31	0.98	0.30	0.67	0.30	1.23	0.54	0.15	0.18	0.23	0.59	0.15	0.16	0.40
VMTD Veh-miles (Demand)	8,582	1,038	204	719	1,300	779	2,255	779	1,417	707	2,728	1,571	385	460	598	1,198	390	367	1,123
VMTV Veh-miles (Volume)	8,582	1,038	204	719	1,300	779	2,255	779	1,417	707	2,728	1,571	385	460	598	1,198	390	367	1,123
VHT travel (hrs)	161.50	17.98	3.86	12.95	23.54	13.99	44.81	13.85	25.76	12.54	51.19	24.17	6.85	8.17	10.57	21.49	7.03	7.31	19.60
VHD delay (hrs)	38.89	3.16	0.95	2.69	4.97	2.85	12.60	2.72	5.52	2.45	12.21	1.73	1.35	1.61	2.02	4.38	1.45	2.06	3.56
Space mean speed (mph)	53	58	53	55	55	56	50	56	55	56	53	65	56	56	57	56	56	50	57
Segment density (veh/mi/lane)	23	16	24	22	21	21	27	20	21	20	23	14	22	29	19	20	23	27	17
Segment density (pc/mi/lane)	27	18	28	26	24	24	31	23	24	23	27	16	25	34	22	23	26	31	20

Tolled Express Lane		TEL-OFR										TEL-W						TEL-OFR		
Space mean speed (mph)	70	58	70	70	70	70	70	70	70	70	70	70	65	70	70	70	69	66	57	
Travel time per vehicle (min)	2.95	0.39	0.07	0.24	0.49	0.24	0.70	0.24	0.53	0.24	0.94	0.54	0.12	0.15	0.19	0.47	0.12	0.12	0.40	
Volume (vph)	242	209	209	209	209	209	209	209	209	209	209	180	215	215	215	215	215	215	180	
Level of Service (LOS)	A	A	A	A	A	A	A	A	A	A	A	A	A	A	A	A	A	A	A	

6:45 AM	B	B	C	B	B	B	C	B	C	B	C	B	C	C	B	B	C	C	B
7:00 AM	D	B	D	C	C	C	D	C	C	C	C	B	C	C	C	C	C	C	B
7:15 AM	D	B	D	C	C	C	D	C	C	C	D	B	C	C	C	C	C	D	B
7:30 AM	D	B	D	C	C	C	D	C	C	C	D	B	C	C	C	C	C	D	B
7:45 AM	C	B	C	C	C	C	D	C	C	C	C	B	C	C	C	C	C	D	B
8:00 AM	D	B	D	C	C	C	D	C	C	C	D	B	C	C	C	C	C	D	C
8:15 AM	C	B	C	C	C	B	C	C	C	C	C	B	C	C	C	C	C	C	B
8:30 AM	C	B	C	C	C	C	C	C	C	C	C	B	C	C	B	C	C	D	B

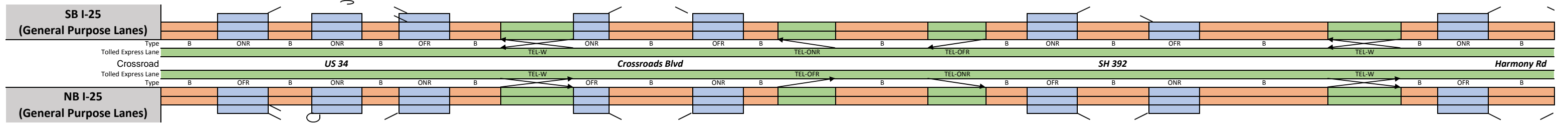


6:45 AM	C	B	C	C	C	C	D	C	D	C	E	C	B	D	C	C	C	D	C
7:00 AM	D	C	D	C	D	D	E	D	D	D	E	D	C	E	D	D	D	E	C
7:15 AM	D	C	D	C	D	D	E	D	E	D	F	D	C	E	D	D	D	E	C
7:30 AM	D	C	E	D	D	D	F	D	E	D	F	E	D	F	D	D	D	F	D
7:45 AM	D	C	D	C	D	C	E	D	D	D	E	D	C	E	D	C	C	E	C
8:00 AM	D	C	D	C	C	C	E	D	D	C	E	D	C	D	C	C	C	E	C
8:15 AM	D	C	D	D	D	D	E	D	E	D	F	D	C	F	D	D	D	F	C
8:30 AM	D	C	D	C	C	C	D	C	D	C	E	D	C	D	C	C	C	E	C

SEGMENT	72	73	74	75	76	77	78	79	80	81	82	83	84	85	86	87	88	89	90	
Segment Length (ft)	18,150	2,000	500	1,500	2,890	1,500	4,225	1,500	4,255	1,500	3,160	1,500	3,095	1,610	1,500	2,930	1,500	1,095	2,000	
Number of lanes	2	3	2	2	2	2	2	2	2	2	2	2	3	2	2	2	2	2	3	
Free Flow Speed (mph)	70	70	70	70	70	70	70	70	70	70	70	70	70	70	70	70	70	70	70	
Segment demand (vph)	2,669	3,346	2,700	2,700	2,552	3,134	3,134	3,134	2,916	3,354	3,354	3,354	3,809	3,123	3,123	2,493	3,198	3,198	3,884	
On-Ramp demand (vph)		677				582				438			647			705			686	
Off-Ramp demand (vph)		646		148				218				192	686		630				596	
Ramp-to-Ramp demand (vph)		646											545						596	
Travel time per vehicle (min)	4.04	0.40	0.11	0.30	0.63	0.31	1.10	0.30	1.02	0.32	0.95	0.30	0.65	0.43	0.31	0.63	0.31	0.30	0.41	
VMTD Veh-miles (Demand)	9,175	1,267	256	767	1,397	890	2,508	890	2,350	953	2,007	953	2,233	952	887	1,383	909	663	1,471	
VMTV Veh-miles (Volume)	9,175	1,267	256	767	1,397	890	2,508	890	2,350	953	2,007	953	2,233	952	887	1,383	909	663	1,471	
VHT travel (hrs)	179.76	22.35	5.05	13.60	26.61	16.32	57.61	15.82	49.61	17.67	53.19	16.92	41.25	22.34	16.03	26.16	16.70	16.08	26.65	
VHD delay (hrs)	48.69	4.24	1.40	2.64	6.66	3.61	21.78	3.10	16.04	4.06	24.51	3.30	9.36	8.74	3.35	6.40	3.73	6.60	5.63	
Space mean speed (mph)	51	57	51	56	52	55	44	56	47	54	38	56	54	43	55	53	54	41	55	
Segment density (veh/mi/lane)	26	19	27	24	24	25	36	26	31	26	44	28	23	37	26	24	25	39	23	
Segment density (pc/mi/lane)	30	22	31	27	28	29	41	30	35	29	51	32	26	42	30	27	28	45	26	
Tolled Express Lane		TEL-ONR										TEL-W						TEL-ONR		
Space mean speed (mph)	70	57	64	69	70	70	70	70	70	70	70	70	54	69	70	70	70	70	55	
Travel time per vehicle (min)	2.95	0.40	0.09	0.25	0.47	0.24	0.69	0.24	0.69	0.24	0.51	0.24	0.65	0.27	0.24	0.48	0.24	0.18	0.41	
Volume (vph)	677	646	646	646	646	646	646	646	646	646	646	646	545	687	687	687	687	687	596	
Level of Service (LOS)	A	B	A	A	A	A	A	A	A	A	A	A	A	A	A	A	A	A	A	

SEGMENT	91	92	93	94	95	96	97	98	99	100	101	102	103	104	105	106	107	108	109	110	111	112	113	114
Segment Length (ft)	2,640	1,500	405	755	1,250	1,500	1,435	3,000	1,500	3,480	1,500	700	2,000	4,255	2,000	460	1,500	3,240	1,500	6,730	3,000	455	1,500	3,025
Number of lanes	2	2	2	2	2	2	2	3	2	2	2	2	3	2	3	2	2	2	2	2	3	2	2	2
Free Flow Speed (mph)	70	70	70	70	70	70	70	70	70	70	70	70	70	70	70	70	70	70	70	70	70	70	70	70
Segment demand (vph)	2,784	2,784	2,422	2,422	1,936	2,768	2,768	2,950	2,692	2,034	2,730	2,730	2,987	2,690	2,988	2,731	2,731	2,097	2,645	2,645	2,900	2,697	2,697	1,683
On-Ramp demand (vph)		362		486				258	658				297		257		634				203		1,014	
Off-Ramp demand (vph)						832		182			696		257		298				548		255			
Ramp-to-Ramp demand (vph)								145					257		257						195			
Travel time per vehicle (min)	0.60	0.30	0.09	0.15	0.25	0.31	0.33	0.61	0.30	0.69	0.31	0.16	0.40	0.96	0.40	0.10	0.30	0.64	0.31	1.45	0.52	0.10	0.30	0.58
VMTD Veh-miles (Demand)	1,392	791	186	346	458	786	752	1,676	765	1,341	776	362	1,131	2,168	1,132	238	776	1,287	751	3,371	1,648	232	766	964
VMTV Veh-miles (Volume)	1,392	791	186	346	458	786	752	1,676	765	1,341	776	362	1,131	2,168	1,132	238	776	1,287	751	3,371	1,648	232	766	964
VHT travel (hrs)	27.97	14.05	3.45	6.21	7.97	14.32	15.09	29.77	13.67	23.52	14.05	7.25	19.79	42.97	19.77	4.60	13.73	22.41	13.53	63.74	25.35	4.44	13.47	16.22
VHD delay (hrs)	8.08	2.75	0.80	1.26	1.42	3.08	4.34	5.83	2.74	4.37	2.97	2.08	3.63	12.00	3.61	1.20	2.64	4.03	2.79	15.58	1.81	1.12	2.53	2.45
Space mean speed (mph)	50	56	54	56	58	55	50	56	56	57	55	50	57	50	57	52	57	57	56	53	65	52	57	59
Segment density (veh/mi/lane)	28	20	23	19	17	17	28	17	21	18	21	27	17	27	17	26	20	18	25	25	15	26	18	14
Segment density (pc/mi/lane)	32	23	26	22	19	20	32	20	24	21	25	31	20	31	19	30	22	20	28	28	17	29	21	16
Tolled Express Lane																								
Space mean speed (mph)	70	70	70	70	70	70	69	56	70	70	70	66	57	70	57	70	70	70	70	70	65	70	70	70
Travel time per vehicle (min)	0.43	0.24	0.07	0.12	0.20	0.24	0.24	0.61	0.24	0.56	0.24	0.12	0.40	0.69	0.40	0.07	0.24	0.53	0.24	1.09	0.52	0.07	0.24	0.49
Volume (vph)	181	181	181	181	181	181	181	145	257	257	257	257	257	298	257	256	256	256	256	256	195	204	204	204
Level of Service (LOS)	A	A	A	A	A	A	A	A	A	A	A	A	A	A	A	A	A	A	A	A	A	A	A	A

6:45 AM	C	B	C	B	B	B	C	B	B	B	C	D	B	C	B	C	B	B	C	C	B	C	B	B
7:00 AM	D	C	C	B	B	B	D	B	C	C	C	C	B	C	C	B	B	C	C	C	B	C	B	B
7:15 AM	D	C	C	C	B	B	D	B	C	C	C	C	B	C	C	B	B	C	C	C	B	C	B	B
7:30 AM	D	C	C	C	C	C	D	C	C	C	C	D	C	D	C	C	C	C	D	D	B	D	C	B
7:45 AM	D	C	D	C	C	B	D	C	C	C	C	E	C	E	C	D	C	C	D	D	B	D	C	B
8:00 AM	D	C	D	C	C	C	D	C	C	C	C	D	B	D	B	D	C	C	C	D	B	D	C	C
8:15 AM	C	C	C	C	B	B	D	B	C	C	C	D	B	D	B	D	C	C	C	D	B	D	C	B
8:30 AM	D	C	C	C	C	B	D	B	C	C	C	D	B	D	B	D	C	C	D	D	B	D	C	C

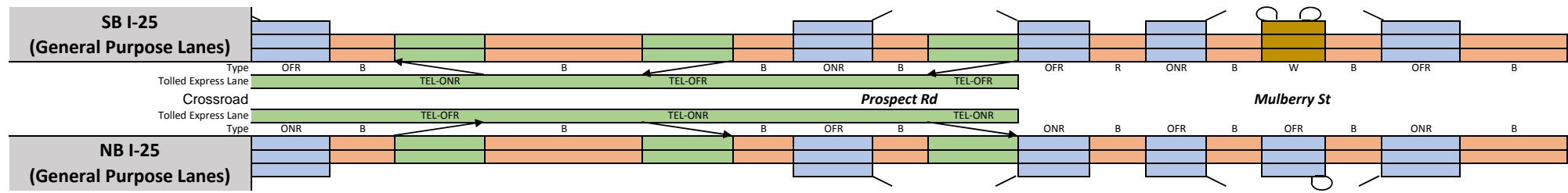


6:45 AM	D	C	C	B	C	C	E	C	D	C	C	D	B	D	C	D	C	C	C	D	B	D	C	B
7:00 AM	F	C	D	C	D	C	F	C	D	D	C	E	C	E	C	E	D	C	C	E	B	E	C	C
7:15 AM	F	C	C	C	D	D	F	D	D	C	C	D	C	D	C	E	C	C	C	D	C	E	C	B
7:30 AM	F	D	C	F	F	F	F	D	D	D	D	F	D	F	D	F	D	D	D	F	C	F	D	C
7:45 AM	E	C	C	D	E	D	F	D	D	C	C	E	C	E	C	E	C	C	C	E	C	E	D	C
8:00 AM	E	C	C	C	D	C	E	C	D	C	C	E	C	D	C	E	C	C	C	D	C	E	C	B
8:15 AM	F	C	C	C	D	D	F	D	D	D	C	F	C	E	C	F	D	D	C	E	C	E	D	C
8:30 AM	E	C	B	B	D	C	E	C	D	C	C	E	C	D	C	E	C	C	C	D	B	E	C	C

SEGMENT	91	92	93	94	95	96	97	98	99	100	101	102	103	104	105	106	107	108	109	110	111	112	113	114
Segment Length (ft)	1,925	1,500	1,050	1,500	600	1,500	1,545	3,000	540	3,680	1,500	500	2,000	4,255	2,000	900	1,500	2,900	1,500	6,630	3,000	600	1,500	2,565
Number of lanes	2	2	2	2	2	2	2	3	2	2	2	2	3	2	3	2	2	2	2	2	3	2	2	2
Free Flow Speed (mph)	70	70	70	70	70	70	70	70	70	70	70	70	70	70	70	70	70	70	70	70	70	70	70	70
Segment demand (vph)	3,288	3,288	2,411	2,843	2,843	3,504	3,504	4,099	3,430	2,388	3,122	3,122	3,791	3,058	3,792	3,160	3,160	2,352	3,027	3,027	3,659	3,173	3,173	2,003
On-Ramp demand (vph)				432		661		595	1,042		734		669		734						632		1,170	
Off-Ramp demand (vph)		877						669	1,042				733		632		808				486		1,170	
Ramp-to-Ramp demand (vph)								397					669		632						478			
Travel time per vehicle (min)	0.56	0.31	0.19	0.36	0.19	0.32	0.51	0.66	0.11	0.78	0.31	0.13	0.41	1.12	0.41	0.25	0.31	0.61	0.31	1.70	0.59	0.17	0.31	0.51
VMTD Veh-miles (Demand)	1,199	934	479	808	323	995	1,025	2,329	351	1,664	887	296	1,436	2,464	1,436	539	898	1,292	860	3,801	2,079	361	901	973
VMTV Veh-miles (Volume)	1,199	934	479	808	323	995	1,025	2,329	351	1,664	887	296	1,436	2,464	1,436	539	898	1,292	860	3,801	2,079	361	901	973
VHT travel (hrs)	30.68	17.04	7.50	16.93	9.03	18.60	29.53	44.84	6.44	30.89	15.96	6.92	25.83	57.08	26.02	13.21	16.33	23.91	15.51	85.58	36.06	8.76	16.63	17.12
VHD delay (hrs)	13.56	3.69	0.65	5.39	4.42	4.38	14.89	11.57	1.43	7.12	3.29	2.69	5.32	21.88	5.50	5.52	3.51	5.46	3.23	31.28	6.36	3.60	3.76	3.22
Space mean speed (mph)	39	55	64	48	36	54	35	52	54	54	56	43	56	43	55	41	55	54	55	44	58	41	54	57
Segment density (veh/mi/lane)	42	22	19	27	40	26	50	26	28	22	21	37	22	35	22	39	25	22	22	34	21	39	25	18
Segment density (pc/mi/lane)	48	25	21	31	46	30	58	30	32	25	25	42	26	41	26	45	29	25	25	39	24	44	29	20
Tolled Express Lane																								
Space mean speed (mph)	69	70	70	70	70	70	70	52	62	70	70	70	56	70	55	67	70	70	70	70	58	65	70	70
Travel time per vehicle (min)	0.32	0.24	0.17	0.24	0.10	0.24	0.25	0.66	0.10	0.60	0.24	0.08	0.41	0.69	0.41	0.15	0.24	0.47	0.24	1.08	0.59	0.10	0.24	0.42
Volume (vph)	596	596	596	596	596	596	596	397	669	669	669	669	669	733	632	632	632	632	632	632	478	487	487	487
Level of Service (LOS)	A	A	A	A	A	A	A	A	A	A	A	A	B	A	B	A	A	A	A	A	A	A	A	A

SEGMENT	115	116	117	118	119	120	121	122	123	124	125	126	127	128	129	130	131			
Segment Length (ft)	1,500	500	2,000	4,840	2,000	500	1,500	535	2,000	775	715	1,160	700	420	750	1,500	2,700	276,955		
Number of lanes	2	2	3	2	3	2	2	2	3	2	2	2	2	3	2	2	2			
Free Flow Speed (mph)	70	70	70	70	70	70	70	70	70	70	70	70	70	70	70	70	70			
Segment demand (vph)	2,630	2,630	2,834	2,598	2,836	2,700	2,700	1,858	1,993	2,299	2,299	2,299	1,874	1,904	1,306	1,526	1,526			
On-Ramp demand (vph)			236		136		842					425		598						
Off-Ramp demand (vph)	947		204		238				135	306				30		220				
Ramp-to-Ramp demand (vph)			204		136									1						
Travel time per vehicle (min)	0.31	0.11	0.39	1.04	0.40	0.11	0.31	0.10	0.39	0.16	0.14	0.23	0.14	0.09	0.14	0.30	0.52	63.84		
VMTD Veh-miles (Demand)	747	249	1,073	2,381	1,074	256	767	188	755	337	311	505	248	151	186	434	780	199,688		
VMTV Veh-miles (Volume)	747	249	1,073	2,381	1,074	256	767	188	755	337	311	505	248	151	186	434	780	193,309		
VHT travel (hrs)	13.67	4.73	18.64	44.92	18.87	4.93	13.76	3.21	12.94	6.02	5.55	8.81	4.22	2.81	3.07	7.70	13.10	4,105.09		
VHD delay (hrs)	2.99	1.17	3.31	10.90	3.52	1.28	2.81	0.52	2.16	1.20	1.10	1.59	0.67	0.64	0.42	1.51	1.95	2,039.68		
Space mean speed (mph)	55	53	58	53	57	52	56	59	58	56	56	57	59	54	60	56	60	47		
Segment density (veh/mi/lane)	20	25	16	25	17	26	22	16	11	17	22	16	16	11	11	13	13	29		
Segment density (pc/mi/lane)	23	28	18	28	19	29	24	18	13	19	24	18	18	13	12	15	15	33		
Tolled Express Lane	TEL-ONR			TEL-OFR				TEL-OFR			GP	GP	GP	GP	GP	GP	GP	GP	GP	TEL
Space mean speed (mph)	70	64	58	70	57	70	70	65	58	56	56	57	59	54	60	56	60	61		
Travel time per vehicle (min)	0.25	0.09	0.39	0.79	0.40	0.08	0.25	0.09	0.39	0.16	0.14	0.23	0.14	0.09	0.14	0.30	0.52	48.22		
Volume (vph)	204	204	204	237	136	135	135	135	-	-	-	-	-	-	-	-	-	-	15.62	
Level of Service (LOS)	A	A	A	A	A	A	A	A												

6:45 AM	B	C	B	C	B	C	B	B	A	B	B	B	B	A	A	B	A
7:00 AM	B	C	B	C	B	C	C	B	A	B	B	B	B	A	A	B	B
7:15 AM	B	C	B	C	B	C	C	B	B	B	B	B	B	A	A	B	B
7:30 AM	C	C	B	C	B	D	C	B	B	B	B	B	B	B	B	B	B
7:45 AM	C	D	C	D	C	E	C	C	B	B	B	B	C	B	B	B	B
8:00 AM	C	D	B	D	B	D	C	C	B	C	C	B	C	B	B	B	B
8:15 AM	C	D	B	D	B	D	C	C	B	B	B	B	B	B	B	B	B
8:30 AM	C	D	B	D	B	D	C	C	B	B	B	B	C	B	B	B	B

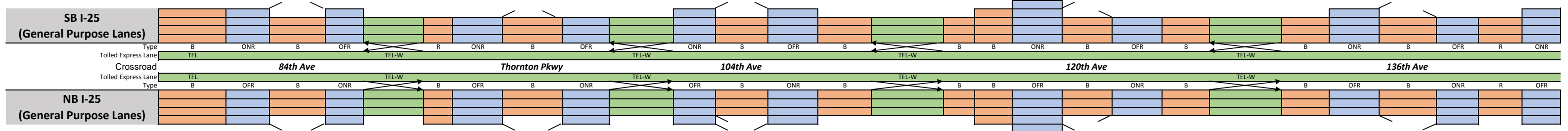


6:45 AM	B	C	B	C	B	C	A	B	A	B	B	B	B	B	A	A	A
7:00 AM	C	C	B	C	B	D	B	B	B	B	C	B	B	B	A	A	B
7:15 AM	B	C	B	C	B	C	B	B	B	B	C	B	B	B	A	A	A
7:30 AM	C	D	C	D	C	E	B	C	B	C	D	C	C	B	B	B	B
7:45 AM	C	D	B	D	C	D	B	B	B	B	C	C	C	B	B	B	B
8:00 AM	B	C	B	C	B	C	B	B	B	B	C	B	B	B	A	A	B
8:15 AM	C	D	B	D	B	D	B	B	B	B	C	C	C	B	B	B	B
8:30 AM	B	C	B	C	B	C	B	B	B	B	C	B	B	B	A	A	B

SEGMENT	115	116	117	118	119	120	121	122	123	124	125	126	127	128	129	130	131		
Segment Length (ft)	1,500	900	2,000	4,840	2,000	740	1,500	525	2,000	1,165	570	750	510	840	550	1,500	2,700	277,130	
Number of lanes	2	2	3	2	3	2	2	2	3	2	2	2	2	2	2	2	2		
Free Flow Speed (mph)	70	70	70	70	70	70	70	70	70	70	70	70	70	70	70	70	70		
Segment demand (vph)	2,459	2,459	2,946	2,445	2,947	2,628	2,628	1,684	2,004	2,321	2,321	2,321	1,808	1,808	1,256	1,432	1,432		
On-Ramp demand (vph)	456		487		502		944		320	317						176			
Off-Ramp demand (vph)			501		319							513		552					
Ramp-to-Ramp demand (vph)			487		319														
Travel time per vehicle (min)	0.30	0.19	0.40	1.04	0.41	0.17	0.31	0.10	0.40	0.23	0.12	0.15	0.10	0.19	0.10	0.29	0.51	60.57	
VMTD Veh-miles (Demand)	699	419	1,116	2,241	1,116	368	747	167	759	512	251	330	175	288	131	407	732	175,570	
VMTV Veh-miles (Volume)	699	419	1,116	2,241	1,116	368	747	167	759	512	251	330	175	288	131	407	732	175,569	
VHT travel (hrs)	12.34	7.95	19.41	42.38	19.94	7.27	13.66	2.85	13.36	8.90	4.56	5.93	2.99	5.68	2.15	6.99	12.16	3,402.14	
VHD delay (hrs)	2.36	1.96	3.46	10.37	3.99	2.01	2.99	0.46	2.52	1.58	0.98	1.22	0.49	1.57	0.28	1.18	1.70	815.42	
Space mean speed (mph)	57	53	58	53	56	51	55	59	57	58	55	56	58	51	61	58	60	52	
Segment density (veh/mi/lane)	18	23	17	23	17	26	11	14	12	15	21	19	15	13	10	9	12	24	
Segment density (pc/mi/lane)	21	27	19	27	20	30	13	16	13	17	24	22	17	14	11	10	13	27	
Tolled Express Lane	TEL-OFR			TEL-ONR				TEL-ONR			GP	GP	GP	GP	GP	GP	GP	GP	TEL
Space mean speed (mph)	70	70	58	70	56	66	70	70	57	58	55	56	58	51	61	58	60	64	
Travel time per vehicle (min)	0.24	0.15	0.40	0.79	0.41	0.13	0.24	0.09	0.40	0.23	0.12	0.15	0.10	0.19	0.10	0.29	0.51	47.16	
Volume (vph)	487	487	487	501	319	319	319	319	-	-	-	-	-	-	-	-	-	13.41	
Level of Service (LOS)	A	A	A	A	A	A	A	A											

SEGMENT	1	2	3	4	5	6	7	8	9	10	11	12	13	14	15	16	17	18	19	20	21	22	23	24	25	26	27	28	
Segment Length (ft)	2,700	1,500	1,865	1,100	2,530	715	750	1,835	750	2,900	1,045	1,735	1,010	2,190	3,100	95	800	1,500	1,575	1,500	1,400	3,000	1,315	1,500	2,095	750	1,390	750	
Number of lanes	4	4	3	3	4	3	3	3	3	4	3	3	3	3	4	3	4	3	3	3	3	4	3	3	3	3	3	3	
Free Flow Speed (mph)	60	60	60	60	60	60	60	60	60	60	60	60	60	60	60	60	60	60	65	65	65	65	65	65	65	65	65	65	
Segment demand (vph)	7,538	7,538	6,010	6,680	8,424	6,693	6,693	5,524	6,512	8,241	6,573	4,998	6,013	6,013	7,680	6,145	6,145	6,145	5,019	6,275	6,275	7,808	6,334	6,334	5,130	5,949	5,949	5,949	
On-Ramp demand (vph)		1,528			1,731		1,169			1,668	1,575				1,535			1,126				1,474		1,204				1,080	
Off-Ramp demand (vph)				670	1,744				988	1,729			1,015		1,667					1,256			1,533				819		
Ramp-to-Ramp demand (vph)					1,435					1,509					1,382							1,311							
Travel time per vehicle (min)	0.78	0.29	0.55	0.24	0.87	0.18	0.18	0.53	0.17	1.08	0.27	0.48	0.22	0.76	0.76	0.03	0.20	0.35	0.37	0.32	0.52	0.94	0.48	0.33	0.64	0.16	0.31	0.17	
VMTD Veh-miles (Demand)	3,855	2,141	2,123	1,392	4,037	906	951	1,920	925	4,526	1,301	1,642	1,150	2,494	4,509	111	931	1,746	1,497	1,783	1,664	4,436	1,578	1,799	2,035	845	1,566	845	
VMTV Veh-miles (Volume)	3,249	1,805	1,704	1,115	3,239	730	765	1,557	760	3,724	1,068	1,459	1,029	2,231	4,049	97	818	1,534	1,300	1,567	1,463	3,916	1,362	1,554	1,803	757	1,405	758	
VHT travel (hrs)	82.64	30.79	43.93	21.73	98.14	15.94	15.94	39.67	14.87	121.53	24.31	35.48	20.16	68.12	87.12	2.99	18.32	31.15	27.14	28.98	47.79	108.03	43.46	30.33	48.26	14.03	27.65	14.92	
VHD delay (hrs)	28.49	0.71	15.52	3.15	358.97	3.78	161.40	13.72	2.21	175.64	459.49	11.16	3.01	30.94	19.63	1.37	4.68	46.85	7.14	4.86	25.29	47.78	22.51	312.27	20.53	2.38	6.04	3.26	
Space mean speed (mph)	39	59	39	51	33	46	48	39	51	31	44	41	51	33	46	32	45	49	48	54	31	36	31	51	37	54	51	51	
Segment density (veh/mi/lane)	40	27	41	35	51	39	37	38	35	58	41	36	35	55	37	55	30	37	30	34	60	48	58	36	41	33	35	35	
Segment density (pc/mi/lane)	46	31	48	40	59	45	43	44	40	67	47	41	40	63	42	64	35	42	35	39	69	55	67	41	47	38	40	40	
Tolled Express Lane	TEL				TEL-W					TEL-W					TEL-W							TEL-W							
Space mean speed (mph)	39	60	60	55	33	60	60	60	51	31	60	60	60	60	46	60	60	60	65	65	62	36	65	65	65	65	65	65	65
Travel time per vehicle (min)	0.78	0.28	0.35	0.23	0.87	0.14	0.14	0.35	0.17	1.08	0.20	0.33	0.19	0.42	0.76	0.02	0.15	0.28	0.28	0.26	0.26	0.94	0.23	0.26	0.37	0.13	0.24	0.13	
Volume (vph)	1,744	1,744	1,744	1,744	1,435	1,728	1,728	1,728	1,728	1,509	1,667	1,667	1,667	1,667	1,382	1,533	1,533	1,533	1,533	1,533	1,533	1,311	1,475	1,475	1,475	1,475	1,475	1,475	1,475
Level of Service (LOS)	E	D	D	D	E	D	D	D	D	F	D	D	D	D	D	C	C	C	C	C	C	E	C	C	C	C	C	C	

6:45 AM	E	D	F	F	F	F	F	E	E	F	F	D	D	F	F	F	D	C	D	F	F	F	F	F	F	E	E	E	D
7:00 AM	F	F	F	F	F	F	F	F	F	F	F	E	F	F	F	F	D	F	E	F	F	F	F	F	F	E	F	F	F
7:15 AM	F	D	F	F	F	F	F	D	F	F	F	E	D	F	D	F	D	F	E	F	F	F	F	F	F	D	E	E	D
7:30 AM	F	F	F	F	F	F	F	F	F	F	F	D	F	F	F	F	D	F	E	F	F	F	F	F	F	E	F	F	F
7:45 AM	F	F	F	F	F	F	F	F	F	F	F	E	F	F	F	F	D	F	E	F	F	F	F	F	F	F	F	F	F
8:00 AM	E	F	F	F	F	F	F	F	F	F	F	F	F	F	F	F	D	F	D	F	F	F	F	F	F	F	F	F	F
8:15 AM	E	F	F	F	F	F	F	F	F	F	F	F	F	F	F	F	D	F	F	F	F	F	F	F	F	F	F	F	F
8:30 AM	E	D	F	F	F	F	F	F	F	F	F	E	F	F	F	F	D	F	F	F	F	F	F	F	F	F	F	F	F

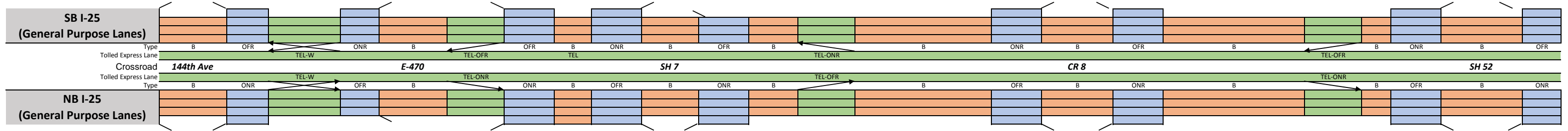


6:45 AM	C	C	C	C	C	C	B	C	C	C	C	B	C	C	D	C	D	C	B	C	C	E	D	E	D	D	C	D	D
7:00 AM	D	C	D	C	D	C	B	D	C	D	D	D	D	D	F	D	F	D	B	D	D	F	E	F	E	E	D	D	D
7:15 AM	C	C	C	C	D	C	B	C	C	D	B	D	C	E	C	E	D	B	D	D	D	E	D	F	D	D	C	D	D
7:30 AM	D	C	D	D	D	D	B	D	C	D	C	D	F	D	D	F	D	B	D	D	F	E	E	F	E	E	D	D	D
7:45 AM	D	C	E	D	E	D	B	E	D	E	C	E	D	F	D	F	D	B	D	D	F	E	F	E	E	D	D	D	D
8:00 AM	E	D	F	D	E	D	C	E	D	E	C	E	D	F	D	F	D	B	E	D	F	E	F	F	F	E	D	E	E
8:15 AM	D	C	D	D	E	D	B	E	D	E	C	E	D	F	E	F	D	B	D	D	F	F	F	F	F	E	D	D	D
8:30 AM	D	C	E	D	E	D	C	E	D	E	C	E	D	F	E	F	D	B	D	D	F	E	F	E	E	E	D	D	D

SEGMENT	1	2	3	4	5	6	7	8	9	10	11	12	13	14	15	16	17	18	19	20	21	22	23	24	25	26	27	28
Segment Length (ft)	2,700	1,100	1,875	750	2,200	170	1,500	2,180	1,350	2,450	995	1,700	1,500	1,765	3,000	310	715	1,500	1,525	1,500	1,400	3,000	1,380	1,500	2,040	1,015	1,070	745
Number of lanes	4	4	3	3	4	4	3	3	3	4	3	3	3	3	4	3	4	3	3	3	3	4	3	3	3	3	3	3
Free Flow Speed (mph)	60	60	60	60	60	60	60	60	60	60	60	60	60	60	60	60	60	60	65	65	65	65	65	65	65	65	65	65
Segment demand (vph)	4,951	4,951	4,065	4,644	5,589	4,583	4,583	3,959	4,664	5,669	4,638	4,060	4,889	4,889	5,922	4,970	4,970	4,970	3,995	5,035	5,035	5,987	5,312	5,312	4,330	4,985	4,985	4,985
On-Ramp demand (vph)				579	945				705	1,005			829		1,033					1,040			952			655		
Off-Ramp demand (vph)		886			1,006		624			1,031	578				952			975					675		982			1,085
Ramp-to-Ramp demand (vph)					903					948					884								562					
Travel time per vehicle (min)	0.67	0.21	0.49	0.17	0.55	0.04	0.33	0.56	0.31	0.62	0.22	0.44	0.35	0.53	0.62	0.10	0.18	0.33	0.36	0.33	0.43	0.73	0.47	0.31	0.51	0.22	0.24	0.16
VMTD Veh-miles (Demand)	2,532	1,031	1,444	660	2,329	148	1,302	1,635	1,193	2,631	874	1,307	1,389	1,634	3,365	292	673	1,412	1,154	1,430	1,335	3,402	1,388	1,509	1,673	958	1,010	703
VMTV Veh-miles (Volume)	2,532	1,031	1,444	660	2,329	148	1,302	1,635	1,193	2,631	874	1,307	1,389	1,634	3,365	292	673	1,412	1,154	1,430	1,335	3,389	1,383	1,503	1,666	955	1,006	701
VHT travel (hrs)	55.10	17.38	33.29	13.49	51.64	3.12	25.22	36.88	24.24	58.35	16.92	29.71	28.37	43.45	61.18	7.94	14.55	27.59	24.25	27.68	35.84	72.44	41.30	27.63	36.96	18.49	19.49	12.94
VHD delay (hrs)	12.90	0.19	9.24	2.49	12.82	0.66	3.52</																					

SEGMENT	29	30	31	32	33	34	35	36	37	38	39	40	41	42	43	44	45	46	47	48	49	50	51			
Segment Length (ft)	2,720	1,280	3,000	1,280	3,650	2,000	750	685	750	2,535	1,500	520	2,000		7,390	1,500	2,750	1,500		7,610	2,000	295	1,500	3,030	1,500	
Number of lanes	3	3	4	3	3	4	3	3	3	3	3	3	4		3	3	3	3		3	4	3	3	3	3	
Free Flow Speed (mph)	65	65	65	65	70	70	70	70	70	70	70	70	70		70	70	70	70		70	70	70	70	70	70	
Segment demand (vph)	4,869	5,644	7,120	6,365	5,248	6,001	5,855	5,855	5,855	4,749	6,406	6,406	6,983		6,114	6,114	5,133	5,529		5,529	6,397	5,708	5,708	4,331	4,691	
On-Ramp demand (vph)			755	1,117			577			1,106			869			981					689			1,377		
Off-Ramp demand (vph)		775	1,476			753	431				1,657		577					396			868				360	
Ramp-to-Ramp demand (vph)			707			577							577								689					
Travel time per vehicle (min)	0.67	0.26	0.80	0.29	1.94	1.11	0.15	0.20	0.16	0.58	0.30	0.21	1.15		2.55	0.50	1.68	0.74		3.64	0.43	0.12	0.32	0.71	0.29	
VMTD Veh-miles (Demand)	2,508	1,368	4,045	1,543	3,628	2,273	832	760	832	2,280	1,820	631	2,645		8,557	1,737	2,673	1,571		7,969	2,423	319	1,622	2,485	1,333	
VMTV Veh-miles (Volume)	2,192	1,204	3,564	1,338	3,178	2,017	747	684	749	2,001	1,601	555	2,327		7,473	1,519	2,296	1,357		6,897	2,395	315	1,601	2,485	1,333	
VHT travel (hrs)	47.59	21.92	83.59	26.28	148.37	98.79	13.36	17.71	13.78	40.06	28.24	19.44	117.73		227.14	44.80	123.50	58.80		290.65	45.35	11.03	30.14	51.48	22.57	
VHD delay (hrs)	13.86	3.41	28.76	90.40	102.96	72.61	2.69	7.94	3.08	11.47	5.37	11.51	129.21		120.39	60.35	90.69	39.41		192.12	11.13	6.53	62.26	15.97	3.53	
Space mean speed (mph)	46	55	43	51	21	20	56	39	54	50	57	29	20		33	34	19	23		24	53	29	53	48	59	
Segment density (veh/mi/lane)	31	30	41	36	72	65	31	45	32	28	33	66	78		54	53	79	69		67	30	66	35	30	26	
Segment density (pc/mi/lane)	35	35	47	42	82	75	36	52	37	32	38	76	89		62	60	91	79		77	34	76	41	34	30	
Tolled Express Lane	TEL-W		TEL-OFR		TEL		TEL		TEL		TEL-ONR		TEL-ONR		TEL-ONR		TEL-ONR		TEL-ONR		TEL-ONR		TEL-ONR		TEL-ONR	
Space mean speed (mph)	65	62	43	66	70	20	61	39	70	70	68	48	20		70	70	70	70		70	53	70	70	70	70	69
Travel time per vehicle (min)	0.48	0.23	0.80	0.22	0.59	1.11	0.14	0.20	0.12	0.41	0.25	0.12	1.15		1.20	0.24	0.45	0.24		1.24	0.43	0.05	0.24	0.49	0.25	
Volume (vph)	1,475	1,475	707	754	754	577	577	577	577	577	577	577	577		868	868	868	868		868	689	690	690	690	690	
Level of Service (LOS)	C	C	B	B	A	D	A	B	A	A	A	B	D		B	B	B	B		B	A	A	A	A	A	

6:45 AM	D	D	E	F	E	D	D	F	D	D	F	F	F	F	F	F	E	D	F	D	D	D	C
7:00 AM	E	F	F	F	E	D	F	F	F	D	F	F	F	F	F	F	F	F	E	D	F	D	C
7:15 AM	D	D	F	F	F	C	F	F	F	D	F	F	F	F	F	F	F	F	F	E	F	F	C
7:30 AM	D	D	F	F	F	F	F	F	F	D	F	F	F	F	F	F	F	F	F	D	F	F	C
7:45 AM	E	F	F	F	F	F	F	F	F	D	F	F	F	F	F	F	F	F	F	D	F	F	C
8:00 AM	E	F	F	F	F	F	F	F	F	D	F	F	F	F	F	F	F	F	F	D	F	D	C
8:15 AM	D	D	E	F	F	F	F	F	E	D	F	F	F	F	F	F	F	F	F	D	F	D	C
8:30 AM	D	D	E	F	F	F	F	F	F	D	F	F	F	F	F	F	F	F	F	D	F	C	C



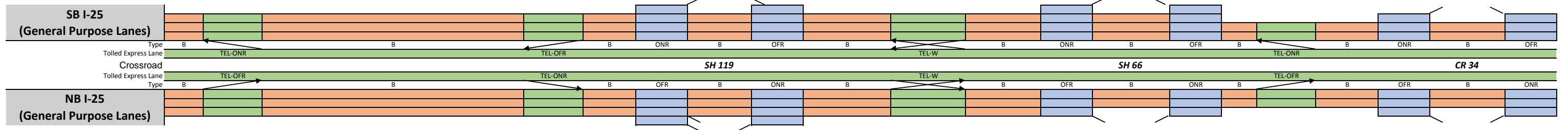
6:45 AM	C	C	C	C	C	C	D	C	C	C	C	D	C	D	C	C	B	C	C	C	C	B	B
7:00 AM	D	C	C	D	D	C	D	D	D	D	C	E	C	D	C	C	B	D	C	D	C	C	B
7:15 AM	D	C	C	D	D	C	D	D	D	D	C	E	C	D	C	C	C	D	C	D	C	C	B
7:30 AM	D	C	C	D	E	C	D	D	D	D	C	F	D	E	C	D	C	D	C	E	C	C	B
7:45 AM	D	C	C	D	E	C	D	D	D	D	C	E	D	E	C	C	B	D	D	C	D	C	B
8:00 AM	D	C	C	D	D	C	D	D	C	D	C	E	C	D	C	C	B	D	D	C	D	C	B
8:15 AM	D	C	C	D	D	C	D	D	C	D	C	E	D	D	C	D	B	D	D	C	D	C	B
8:30 AM	D	C	C	D	D	C	D	D	C	D	C	E	C	D	C	C	B	D	D	C	D	C	B

SEGMENT	29	30	31	32	33	34	35	36	37	38	39	40	41	42	43	44	45	46	47	48	49	50	51			
Segment Length (ft)	2,714	935	2,976	750	2,725	2,000	1,500	645	1,500	2,005	1,500	1,470	2,000		7,240	1,500	2,955	1,500		7,555	2,000	155	1,500	3,580	750	
Number of lanes	3	3	4	3	3	4	3	4	3	3	3	3	4		3	3	3	3		3	4	3	3	3	3	
Free Flow Speed (mph)	65	65	65	65	70	70	70	70	70	70	70	70	70		70	70	70	70		70	70	70	70	70	70	
Segment demand (vph)	3,900	4,569	5,245	4,673	4,330	4,900	5,344	5,344	5,344	3,971	4,793	4,793	5,147		4,231	4,231	3,563	4,035		4,035	4,952	4,120	4,120	3,185	3,590	
On-Ramp demand (vph)		669	676			570	798				822		354					472			917				405	
Off-Ramp demand (vph)			572	343		354			1,373				916		668						832			935		
Ramp-to-Ramp demand (vph)			526			354							354								832					
Travel time per vehicle (min)	0.63	0.20	0.56	0.15	0.64	0.42	0.33	0.14	0.30	0.44	0.30	0.39	0.44		1.68	0.29	0.62	0.29		1.69	0.41	0.04	0.29	0.72	0.14	
VMTD Veh-miles (Demand)	2,005	809	2,956	664	2,235	1,856	1,518	653	1,518	1,508	1,362	1,334	1,950		5,802	1,202	1,994	1,146		5,774	1,876	121	1,170	2,160	510	
VMTV Veh-miles (Volume)	1,998	807	2,949	662	2,229	1,852	1,515	652	1,515	1,505	1,359	1,332	1,947		5,793	1,200	1,991	1,145		5,774	1,876	121	1,170	2,160	510	
VHT travel (hrs)	41.01	15.23	49.14	11.93	46.00	34.08	29.03	12.70	26.71	29.27	24.09	31.40	38.06		118.20	20.47	36.66	19.80		113.52	33.75	2.41	20.14	38.28	8.65	
VHD delay (hrs)	10.28	2.82	3.78	1.75	14.16	7.63	7.38	3.39	5.07	7.77	4.67	12.37	10.25		35.44	3.33	8.21	3.45		31.04	6.96	0.69	3.42	7.43	1.36	
Space mean speed (mph)	49	53	60	55	48	54	52	51	57	51	56	42	51		49	59	54	58		51	56	50	58	56	59	
Segment density (veh/mi/lane)	27	29	22	28	30	22	36	26	31	26	28	38	25		29	24	22	23		26	22	27	24	19	20	
Segment density (pc/mi/lane)	31	33	25	32	34	26	42	30	36	30	33	43	29		33	28	25	27		30	25	32	27	22	23	
Tolled Express Lane	TEL-W		TEL-ONR		TEL-ONR		TEL-ONR		TEL-ONR		TEL-ONR		TEL-ONR		TEL-ONR		TEL-ONR		TEL-ONR		TEL-ONR		TEL-ONR		TEL-ONR	
Space mean speed (mph)	65	65	60	64	70	54	69	70	70	70	70	70	51		70	70	70	70		70	56	59	69	70	70	
Travel time per vehicle (min)	0.47	0.16	0.56	0.13	0.44	0.42	0.25	0.11	0.24	0.33	0.24	0.24	0.44		1.18	0.24	0.48	0.24		1.23	0.41	0.03	0.25	0.58	0.12	
Volume (vph)	676	676	526	571	571	354	354	354	354	354	354	354	354		915	915	915	915		915	832	832	832	832	832	
Level of Service (LOS)	A	A	A	A	A	A	A	A	A	A	A	A	A		B	B	B	B		B	B	B	B	B	B	

SEGMENT	52	53	54	55	56	57	58	59	60	61	62	63	64	65	66	67	68	69	70	71	
Segment Length (ft)	400	2,000		14,995	2,000	745	750	4,315	1,500	3,500	3,000	3,240	1,500	2,995	1,500	490	2,000	2,280	1,500	2,995	1,500
Number of lanes	3	4		3	4	3	3	3	3	3	4	3	3	3	3	2	3	2	2	2	2
Free Flow Speed (mph)	70	70		70	70	70	70	70	70	70	70	70	70	70	70	70	70	70	70	70	70
Segment demand (vph)	4,691	5,381		4,666	5,381	4,897	4,897	2,879	3,841	3,841	4,325	3,907	2,901	3,451	3,451	3,868	3,348	3,348	2,458	2,706	
On-Ramp demand (vph)		715			484		2,018				418	1,006									
Off-Ramp demand (vph)		690			715				962		484			550		417					
Ramp-to-Ramp demand (vph)		690			484						265					417					
Travel time per vehicle (min)	0.10	0.41		3.83	0.42	0.20	0.16	0.85	0.29	0.76	0.63	0.71	0.30	0.59	0.29	0.15	0.41	0.66	0.31	0.64	0.30
VMTD Veh-miles (Demand)	355	2,038		13,251	2,038	691	696	2,353	1,091	2,546	2,457	2,397	1,110	1,646	980	320	1,465	1,446	951	1,394	769
VMTV Veh-miles (Volume)	355	2,038		13,251	2,038	691	696	2,353	1,091	2,546	2,457	2,397	1,110	1,646	980	320	1,465	1,446	951	1,394	769
VHT travel (hrs)	8.04	36.74		297.60	37.93	16.68	12.93	40.73	18.80	48.48	45.46	46.08	19.28	28.53	16.64	8.66	26.58	36.56	17.57	26.26	13.68
VHD delay (hrs)	2.96	7.63		108.29	8.81	6.81	5.72	7.12	3.21	12.10	10.35	11.83	3.43	5.02	2.63	4.09	5.65	15.90	3.99	6.34	2.69
Space mean speed (mph)	44	55		45	54	41	54	58	58	53	54	52	58	58	59	37	55	40	54	53	56
Segment density (veh/mi/lane)	35	24		35	25	39	30	17	22	24	20	25	23	17	20	47	23	42	25	23	22
Segment density (pc/mi/lane)	41	27		40	28	45	35	19	25	28	23	29	26	19	22	54	27	49	29	27	25

Tolled Express Lane		TEL-ONR	TEL-OFR				TEL-W				TEL-ONR									
Space mean speed (mph)	62	55	70	54	70	70	70	70	70	54	70	70	70	69	63	55	70	70	70	70
Travel time per vehicle (min)	0.07	0.41	2.43	0.42	0.12	0.12	0.70	0.24	0.57	0.63	0.53	0.24	0.49	0.25	0.09	0.41	0.37	0.24	0.49	0.24
Volume (vph)	690	690	714	484	484	484	484	484	484	265	417	417	417	417	417	417	518	518	518	518
Level of Service (LOS)	B	B	A	A	A	A	A	A	A	A	A	A	A	A	A	A	A	A	A	A

6:45 AM	D	C	D	C	E	D	B	C	C	B	C	B	B	B	D	C	D	C	B	B
7:00 AM	E	C	E	D	E	D	C	C	D	C	D	C	C	C	F	C	F	D	D	C
7:15 AM	F	D	F	D	F	D	C	C	D	C	D	C	C	C	F	C	F	D	D	C
7:30 AM	E	C	E	C	E	C	C	C	D	C	D	C	C	C	F	C	F	D	D	C
7:45 AM	E	C	E	C	E	D	C	C	D	C	D	C	C	C	F	C	E	C	C	C
8:00 AM	E	C	E	C	E	D	C	C	D	C	D	C	C	C	F	C	F	D	D	C
8:15 AM	D	C	D	C	E	C	C	C	C	C	C	B	B	B	E	C	E	C	C	C
8:30 AM	D	C	D	C	D	C	B	B	C	B	C	B	B	B	D	C	D	C	C	B



6:45 AM	C	B	C	B	C	A	B	B	C	B	C	B	D	C	F	C	E	D	D	C
7:00 AM	C	C	C	C	C	B	B	B	C	C	C	C	D	C	F	D	E	D	E	D
7:15 AM	C	C	C	C	C	B	C	B	C	C	C	C	E	D	F	D	F	D	E	D
7:30 AM	D	C	D	C	D	B	C	C	D	B	D	C	F	F	F	D	F	D	E	D
7:45 AM	C	C	C	C	C	B	B	B	C	C	C	C	F	D	F	D	F	D	E	D
8:00 AM	C	C	C	C	C	B	B	B	C	C	C	C	D	D	F	D	F	D	E	D
8:15 AM	C	C	C	C	D	B	C	B	C	B	C	C	E	D	F	D	F	D	E	D
8:30 AM	C	C	C	C	C	B	B	B	C	B	C	C	D	C	F	D	E	D	D	C

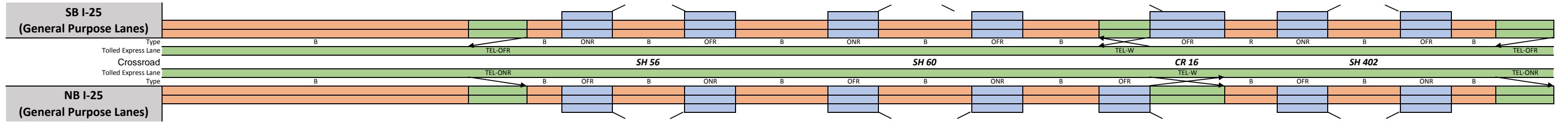
SEGMENT	52	53	54	55	56	57	58	59	60	61	62	63	64	65	66	67	68	69	70	71	
Segment Length (ft)	735	2,000		15,000	2,000	1,635	1,500	2,325	1,500	3,850	3,000	3,040	1,500	3,185	1,500	500	2,000	2,245	1,500	3,035	1,500
Number of lanes	3	4		3	4	3	3	3	3	3	4	3	3	2	2	2	3	2	2	2	2
Free Flow Speed (mph)	70	70		70	70	70	70	70	70	70	70	70	70	70	70	70	70	70	70	70	70
Segment demand (vph)	3,590	4,421		3,531	4,423	3,676	3,676	2,724	3,482	3,482	4,229	3,541	3,541	2,942	3,657	3,657	4,345	3,450	3,450	3,092	3,249
On-Ramp demand (vph)		831			892				758		747				715						
Off-Ramp demand (vph)		890			747		952				688		599				895			157	
Ramp-to-Ramp demand (vph)		831			747						624						688				
Travel time per vehicle (min)	0.15	0.40		3.13	0.41	0.35	0.29	0.45	0.29	0.80	0.59	0.63	0.25	0.87	0.32	0.18	0.42	0.69	0.30	0.77	0.31
VMTD Veh-miles (Demand)	500	1,675		10,031	1,675	1,138	1,044	1,199	989	2,539	2,403	2,039	1,006	1,775	1,039	346	1,646	1,467	980	1,777	923
VMTV Veh-miles (Volume)	500	1,675		10,031	1,675	1,138	1,044	1,199	989	2,539	2,403	2,039	1,006	1,775	1,039	346	1,646	1,467	980	1,777	923
VHT travel (hrs)	9.23	29.63		184.09	30.04	21.25	17.93	20.57	17.02	46.31	41.43	37.42	14.47	42.90	19.52	11.09	30.77	39.58	17.51	39.57	17.03
VHD delay (hrs)	2.09	5.70		40.79	6.11	4.99	3.01	3.43	2.89	10.04	7.11	8.30	0.10	17.54	4.68	6.15	7.26	18.63	3.51	14.18	3.84
Space mean speed (mph)	54	57		54	56	54	58	58	58	55	58	54	70	41	53	31	53	37	56	45	54
Segment density (veh/mi/lane)	22	19		22	19	23	21	16	20	21	18	22	17	36	26	59	27	47	29	34	26
Segment density (pc/mi/lane)	25	22		25	22	26	24	18	23	24	21	25	20	41	30	67	30	54	33	40	30

Tolled Express Lane		TEL-OFR	TEL-ONR				TEL-W				TEL-OFR										
Space mean speed (mph)	70	57	70	56	69	70	70	70	70	58	70	70	70	70	70	70	53	70	70	70	70
Travel time per vehicle (min)	0.12	0.40	2.44	0.41	0.27	0.24	0.38	0.24	0.63	0.59	0.49	0.24	0.52	0.24	0.08	0.42	0.37	0.24	0.49	0.24	
Volume (vph)	832	831	891	747	747	747	747	747	747	624	687	687	687	687	687	688	895	895	895	895	
Level of Service (LOS)	B	B	B	B	A	A	A	A	A	A	A	A	A	A	A	B	B	B	B	B	

SEGMENT	72	73	74	75	76	77	78	79	80	81	82	83	84	85	86	87	88	89	90
Segment Length (ft)	18,155	2,000	425	1,500	3,020	1,500	4,340	1,500	3,245	1,500	5,790	3,075	750	895	1,165	2,870	750	705	2,000
Number of lanes	2	3	2	2	2	2	2	2	2	2	2	3	2	2	2	2	2	2	3
Free Flow Speed (mph)	70	70	70	70	70	70	70	70	70	70	70	70	70	70	70	70	70	70	70
Segment demand (vph)	2,706	3,224	2,767	2,767	2,538	3,130	3,130	3,130	2,480	3,064	3,064	3,521	3,303	3,303	3,303	2,524	3,163	3,163	3,687
On-Ramp demand (vph)		457		229				650				523			779				415
Off-Ramp demand (vph)		518				592				584		457	305				639		524
Ramp-to-Ramp demand (vph)		457										405							415
Travel time per vehicle (min)	4.10	0.40	0.10	0.31	0.66	0.31	1.13	0.31	0.69	0.31	1.46	0.56	0.15	0.19	0.24	0.62	0.15	0.19	0.41
VMTD Veh-miles (Demand)	9,304	1,221	223	786	1,452	889	2,573	889	1,524	870	3,360	2,051	469	560	729	1,372	449	422	1,397
VMTV Veh-miles (Volume)	9,304	1,221	223	786	1,452	889	2,573	889	1,524	870	3,360	2,051	469	560	729	1,372	449	422	1,397
VHT travel (hrs)	184.78	21.57	4.50	14.31	27.72	16.03	58.93	16.14	28.69	15.69	74.70	32.76	8.37	10.24	13.32	26.25	8.12	9.83	25.22
VHD delay (hrs)	51.86	4.13	1.32	3.08	6.98	3.33	22.18	3.44	6.92	3.26	26.70	3.47	1.66	2.24	2.91	6.65	1.70	3.79	5.27
Space mean speed (mph)	50	57	50	55	52	55	44	55	53	55	45	63	56	55	55	52	55	43	55
Segment density (veh/mi/lane)	27	19	28	24	24	24	36	23	23	25	34	18	27	29	24	24	26	37	22
Segment density (pc/mi/lane)	31	21	32	28	28	28	41	27	27	29	39	21	31	34	27	28	30	42	25

Tolled Express Lane		TEL-OFR										TEL-W						TEL-OFR			
Space mean speed (mph)	70	57	70	70	70	70	70	70	70	70	70	70	63	70	70	70	69	65	55		
Travel time per vehicle (min)	2.95	0.40	0.07	0.24	0.49	0.24	0.70	0.24	0.53	0.24	0.94	0.56	0.12	0.15	0.19	0.47	0.12	0.12	0.41		
Volume (vph)	518	457	458	458	458	458	458	458	458	458	458	405	524	524	524	524	524	524	415		
Level of Service (LOS)	A	A	A	A	A	A	A	A	A	A	A	A	A	A	A	A	A	A	A		

6:45 AM	C	B	C	C	B	C	D	C	C	C	D	C	C	C	C	C	C	D	C
7:00 AM	D	C	D	D	D	C	E	C	D	D	E	B	D	D	C	D	D	E	C
7:15 AM	E	C	E	D	D	D	F	D	D	D	E	C	D	D	D	D	D	E	C
7:30 AM	D	C	D	D	D	D	E	C	D	D	E	C	D	D	C	C	D	E	C
7:45 AM	C	B	C	C	C	C	D	C	C	C	D	C	D	D	C	C	D	E	C
8:00 AM	D	C	D	C	D	D	E	C	D	D	E	C	D	D	D	D	D	F	C
8:15 AM	C	B	C	C	C	C	D	C	C	C	D	B	D	D	C	C	D	E	C
8:30 AM	C	B	C	C	C	C	D	C	C	C	D	B	C	C	C	C	C	D	C



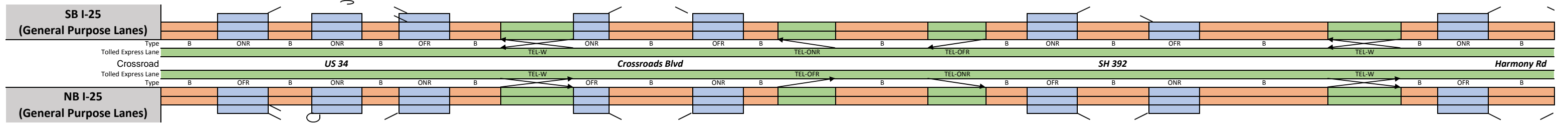
6:45 AM	D	C	D	D	D	D	F	D	E	D	F	F	E	D	F	D	C	C	E	C
7:00 AM	E	C	E	D	E	D	F	E	E	F	F	F	F	D	F	D	D	D	F	D
7:15 AM	E	C	F	D	D	F	F	F	F	F	F	F	F	D	F	D	D	D	F	D
7:30 AM	F	D	F	F	F	F	F	F	F	F	F	F	F	E	F	F	D	F	F	D
7:45 AM	E	F	F	F	F	F	F	F	F	F	F	F	F	D	F	D	D	D	F	F
8:00 AM	D	F	F	F	F	F	F	F	F	F	D	F	E	D	F	D	D	C	D	F
8:15 AM	E	F	F	F	F	F	F	F	F	F	F	F	F	D	F	F	D	D	F	F
8:30 AM	E	F	F	F	F	F	F	F	F	F	D	F	E	D	F	D	D	E	F	F

SEGMENT	72	73	74	75	76	77	78	79	80	81	82	83	84	85	86	87	88	89	90
Segment Length (ft)	18,150	2,000	500	1,500	2,890	1,500	4,225	1,500	4,255	1,500	3,160	1,500	3,095	1,610	1,500	2,930	1,500	1,095	2,000
Number of lanes	2	3	2	2	2	2	2	2	2	2	2	2	3	2	2	2	2	2	3
Free Flow Speed (mph)	70	70	70	70	70	70	70	70	70	70	70	70	70	70	70	70	70	70	70
Segment demand (vph)	3,249	4,143	3,304	3,304	3,100	3,743	3,743	3,743	3,309	4,081	4,081	4,081	4,482	3,656	3,656	2,782	3,515	3,515	4,343
On-Ramp demand (vph)		894				643				772				839			733		828
Off-Ramp demand (vph)		839		204				434				438		826		874			734
Ramp-to-Ramp demand (vph)		839												687					734
Travel time per vehicle (min)	4.75	0.86	0.22	0.67	1.63	0.52	1.62	0.59	2.41	0.33	1.26	0.30	0.67	0.49	0.31	0.64	0.32	0.30	0.94
VMTD Veh-miles (Demand)	11,168	1,569	313	939	1,697	1,063	2,995	1,063	2,667	1,159	2,442	1,159	2,627	1,115	1,039	1,544	999	729	1,645
VMTV Veh-miles (Volume)	11,133	1,517	300	890	1,567	992	2,756	974	2,405	1,067	2,248	1,067	2,464	1,048	976	1,444	948	692	1,548
VHT travel (hrs)	256.34	57.29	11.53	35.17	77.80	30.51	92.81	33.75	120.11	20.57	78.76	19.09	46.82	28.11	17.77	27.73	17.55	16.91	63.96
VHD delay (hrs)	97.29	67.52	7.24	22.45	55.41	16.34	53.44	19.84	85.75	5.32	46.64	3.85	11.62	13.15	3.83	7.10	4.02	7.03	58.00
Space mean speed (mph)	43	26	26	25	20	33	30	29	20	52	29	56	53	37	55	52	54	41	24
Segment density (veh/mi/lane)	37	50	61	62	71	52	58	59	75	29	66	31	28	46	29	25	26	41	56
Segment density (pc/mi/lane)	43	58	70	71	82	60	67	68	86	33	76	36	32	53	33	29	30	47	65

Tolled Express Lane		TEL-ONR										TEL-W						TEL-ONR			
Space mean speed (mph)	70	26	51	68	70	70	70	70	70	70	70	70	53	69	70	70	70	70	24		
Travel time per vehicle (min)	2.95	0.86	0.11	0.25	0.47	0.24	0.69	0.24	0.69	0.24	0.51	0.24	0.67	0.27	0.24	0.48	0.24	0.18	0.94		
Volume (vph)	895	839	839	839	839	839	839	839	839	839	839	839	687	826	826	826	826	826	734		
Level of Service (LOS)	B	D	B	B	B	B	B	B	B	B	B	B	B	B	B	B	B	B	D		

SEGMENT	91	92	93	94	95	96	97	98	99	100	101	102	103	104	105	106	107	108	109	110	111	112	113	114	
Segment Length (ft)	2,640	1,500	405	755	1,250	1,500	1,435	3,000	1,500	3,480	1,500	700	2,000	4,255	2,000	460	1,500	3,240	1,500	6,730	3,000	455	1,500	3,025	
Number of lanes	2	2	2	2	2	2	2	3	2	2	2	2	3	2	3	2	2	2	2	2	3	2	2	2	
Free Flow Speed (mph)	70	70	70	70	70	70	70	70	70	70	70	70	70	70	70	70	70	70	70	70	70	70	70	70	
Segment demand (vph)	3,272	3,272	2,656	2,656	2,020	3,080	3,080	3,496	2,766	2,122	2,783	2,783	3,514	2,701	3,515	2,820	2,820	2,081	2,671	2,671	2,671	3,366	2,802	2,802	1,823
On-Ramp demand (vph)		616		636				730	644				813		695	2,820	739					564		979	
Off-Ramp demand (vph)						1,060		416			661		731		814				590			695			
Ramp-to-Ramp demand (vph)								349					731		695							552			
Travel time per vehicle (min)	0.74	0.31	0.09	0.16	0.25	0.31	0.37	0.64	0.31	0.70	0.31	0.16	0.41	0.96	0.41	0.10	0.30	0.64	0.31		1.45	0.59	0.10	0.30	0.59
VMTD Veh-miles (Demand)	1,636	930	204	380	478	875	837	1,986	786	1,399	791	369	1,331	2,177	1,331	246	801	1,277	759		3,405	1,913	241	796	1,044
VMTV Veh-miles (Volume)	1,636	930	204	380	478	875	837	1,986	786	1,399	791	369	1,331	2,177	1,331	246	801	1,277	759		3,405	1,913	241	796	1,044
VHT travel (hrs)	40.27	17.00	4.02	6.87	8.46	16.07	18.86	37.40	14.10	24.90	14.30	7.51	23.78	43.29	23.92	4.84	14.22	22.22	13.68		64.54	33.08	4.71	14.05	17.79
VHD delay (hrs)	16.90	3.73	1.11	1.45	1.62	3.57	6.90	9.03	2.87	4.92	3.01	2.23	4.77	12.19	4.90	1.33	2.78	3.97	2.84		15.90	5.76	1.26	2.68	2.87
Space mean speed (mph)	41	55	51	55	57	54	44	53	56	56	55	49	56	50	56	51	56	57	55		53	58	51	57	59
Segment density (veh/mi/lane)	40	24	26	21	18	20	35	22	22	19	22	28	20	27	21	28	20	18	25		25	19	27	19	16
Segment density (pc/mi/lane)	46	28	30	24	21	23	40	25	25	22	25	33	23	31	23	31	23	20	28		28	22	31	22	17
Tolled Express Lane																									
Space mean speed (mph)	70	70	70	70	70	70	68	53	70	70	70	65	56	70	56	70	70	70	70	70	70	58	70	70	70
Travel time per vehicle (min)	0.43	0.24	0.07	0.12	0.20	0.24	0.24	0.64	0.24	0.56	0.24	0.12	0.41	0.69	0.41	0.07	0.24	0.53	0.24		1.09	0.59	0.07	0.24	0.49
Volume (vph)	415	415	415	415	415	415	415	349	731	731	731	731	731	814	695	694	694	694	694	694	694	552	563	563	563
Level of Service (LOS)	A	A	A	A	A	A	A	A	A	A	A	B	B	B	B	A	A	A	A	A	A	A	A	A	A

6:45 AM	E	C	C	C	B	B	D	B	C	C	C	D	C	D	C	D	C	C	C	D	B	D	C	B
7:00 AM	E	C	D	C	C	C	D	C	C	C	C	D	C	D	C	D	C	B	C	C	B	C	B	B
7:15 AM	E	C	C	C	B	B	D	C	C	C	C	C	B	C	C	B	B	C	C	C	B	C	B	B
7:30 AM	E	C	D	C	C	C	E	C	C	C	C	D	C	D	C	D	C	C	C	D	C	D	C	B
7:45 AM	E	C	D	C	C	C	E	C	C	C	C	E	C	D	C	D	C	C	D	D	C	D	C	B
8:00 AM	F	D	E	C	D	C	F	C	C	D	C	E	C	E	C	D	C	C	D	D	B	D	C	C
8:15 AM	E	C	D	C	C	C	E	C	C	C	C	D	C	D	C	D	C	C	D	D	B	D	C	B
8:30 AM	E	C	D	C	C	C	D	C	C	C	C	D	C	D	C	D	C	C	D	D	B	D	C	C

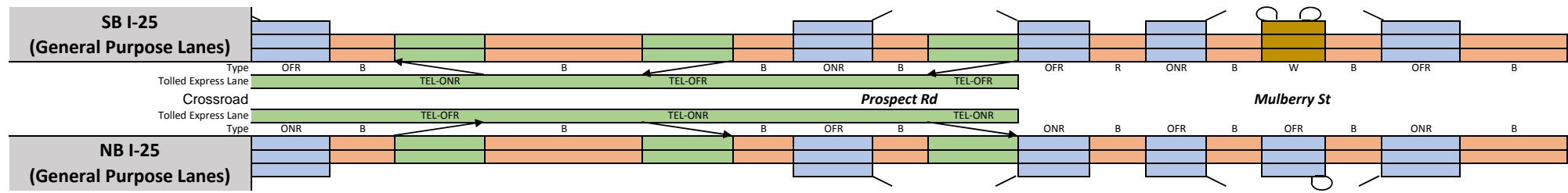


6:45 AM	E	C	C	C	E	D	F	D	D	D	C	E	C	E	C	E	D	C	C	E	C	E	D	C
7:00 AM	F	C	D	C	E	F	F	D	D	D	C	F	D	F	D	F	D	D	C	E	C	F	D	C
7:15 AM	F	C	D	F	F	F	F	E	D	D	C	E	D	E	D	F	D	D	C	E	D	F	D	C
7:30 AM	F	F	F	F	F	F	F	E	F	D	F	F	E	F	F	F	F	D	F	F	D	F	F	D
7:45 AM	F	F	F	F	F	F	F	E	D	C	F	F	D	F	F	E	D	D	D	F	E	F	D	D
8:00 AM	F	F	F	F	F	D	F	D	D	D	C	E	D	E	C	E	D	C	C	E	C	E	D	C
8:15 AM	F	F	F	F	F	F	F	D	F	D	C	F	D	F	D	F	F	E	D	F	C	F	D	D
8:30 AM	F	F	F	F	F	D	F	D	D	D	C	F	C	E	C	F	D	D	C	E	C	F	D	C

SEGMENT	91	92	93	94	95	96	97	98	99	100	101	102	103	104	105	106	107	108	109	110	111	112	113	114	
Segment Length (ft)	1,925	1,500	1,050	1,500	600	1,500	1,545	3,000	540	3,680	1,500	500	2,000	4,255	2,000	900	1,500	2,900	1,500	6,630	3,000	600	1,500	2,565	
Number of lanes	2	2	2	2	2	2	2	3	2	2	2	2	3	2	3	2	2	2	2	2	3	2	2	2	
Free Flow Speed (mph)	70	70	70	70	70	70	70	70	70	70	70	70	70	70	70	70	70	70	70	70	70	70	70	70	
Segment demand (vph)	3,609	3,609	2,643	3,368	3,368	4,052	4,052	4,785	3,648	2,797	3,398	3,398	4,534	3,326	4,533	3,502	3,502	2,599	3,285	3,285	3,285	4,316	3,507	3,507	2,378
On-Ramp demand (vph)				725		684		733			601		1,136		1,207							1,031			
Off-Ramp demand (vph)		966						1,137	851				1,208		1,031		903					809		1,129	
Ramp-to-Ramp demand (vph)								576					1,136		1,031							797			
Travel time per vehicle (min)	0.79	0.61	0.81	0.72	0.32	0.33	0.62	0.69	0.11	0.81	0.31	0.14	0.42	1.30	0.66	0.30	0.31	0.64	0.31		1.91	0.63	0.20	0.31	0.54
VMTD Veh-miles (Demand)	1,316	1,025	526	957	383	1,151	1,186	2,719	373	1,949	965	322	1,717	2,680	1,717	597	995	1,427	933		4,125	2,452	399	996	1,155
VMTV Veh-miles (Volume)	1,221	944	475	876	349	1,067	1,099	2,551	351	1,833	918	306	1,654	2,680	1,717	597	995	1,427	933		4,125	2,452	398	996	1,155
VHT travel (hrs)	44.23	33.53	32.33	37.17	16.36	20.46	38.51	51.90	6.38	35.49	16.60	7.35	30.47	71.90	49.63	17.79	18.16	27.61	17.12		104.49	45.20	11.90	18.35	21.46
VHD delay (hrs)	26.78	20.04	25.55	24.66	11.37	5.22	22.80	15.46	1.37	9.29	3.49	2.98	6.84	33.61	25.10	9.26	3.95	7.21	3.79		45.56	10.17	6.20	4.12	4.96
Space mean speed (mph)	28	28	15	24	21	52	29	49	55	52	55	42	54	37	35	34	55	52	55		39	54	33	54	54
Segment density (veh/mi/lane)	61	57	81	65	72	28	66	32	28	25	22	39	27	45	43	52	28	25	24		42	26	52	28	22
Segment density (pc/mi/lane)	70	65	93	75	83	32	76	37	32	29	26	45	31	51	50	60	33	29	28		48	30	60	32	25
Tolled Express Lane																									
Space mean speed (mph)	68	70	70	70	70	70	70	49	61	70	70	70	54	70	35	62	69	70	70	70	70	54	64	69	70
Travel time per vehicle (min)	0.32	0.24	0.17	0.24	0.10	0.24	0.25	0.69	0.10	0.60	0.24	0.08	0.42	0.69	0.66	0.17	0.25	0.47	0.24		1.08	0.63	0.11	0.25	0.42
Volume (vph)	734	734	734	734	734	734	734	576	1,136	1,136	1,136	1,136	1,136	1,206	1,031	1,031	1,031	1,031	1,031	1,031	1,031	797	810	810	810
Level of Service (LOS)	A	A	A	A	A	A	A	B	C	B	B	B	C	B	D	B	B	B	B	B	B	B	B	B	B

SEGMENT	115	116	117	118	119	120	121	122	123	124	125	126	127	128	129	130	131		
Segment Length (ft)	1,500	500	2,000	4,840	2,000	500	1,500	535	2,000	775	715	1,160	700	420	750	1,500	2,700	276,955	
Number of lanes	2	2	3	2	3	2	2	2	3	2	2	2	2	3	2	2	2		
Free Flow Speed (mph)	70	70	70	70	70	70	70	70	70	70	70	70	70	70	70	70	70		
Segment demand (vph)	2,725	2,725	3,288	2,690	3,288	2,826	2,826	2,062	2,525	2,715	2,715	2,715	2,169	2,212	1,243	1,841	1,841		
On-Ramp demand (vph)			598		462		764					546		969					
Off-Ramp demand (vph)	902		563		598				463	190				43		598			
Ramp-to-Ramp demand (vph)			563		462									1					
Travel time per vehicle (min)	0.31	0.11	0.40	1.06	0.41	0.11	0.31	0.11	0.41	0.16	0.14	0.23	0.14	0.10	0.14	0.31	0.53	70.75	
VMTD Veh-miles (Demand)	774	258	1,245	2,466	1,245	268	803	209	956	399	368	596	288	176	177	523	941	218,780	
VMTV Veh-miles (Volume)	774	258	1,245	2,466	1,245	268	803	209	956	399	368	596	288	176	177	523	941	204,867	
VHT travel (hrs)	14.13	5.00	21.93	47.38	22.29	5.32	14.48	3.65	17.32	7.07	6.54	10.51	4.99	3.51	2.93	9.43	16.25	4,848.74	
VHD delay (hrs)	3.07	1.31	4.14	12.16	4.50	1.50	3.02	0.66	3.66	1.38	1.28	1.99	0.88	1.00	0.40	1.96	2.81	3,438.19	
Space mean speed (mph)	55	52	57	52	56	50	55	57	55	56	56	57	58	50	60	55	58	42	
Segment density (veh/mi/lane)	21	26	19	26	19	28	23	18	15	21	25	19	19	14	10	15	16	34	
Segment density (pc/mi/lane)	23	30	21	29	22	32	25	20	16	23	28	21	20	15	12	18	18	39	
Tolled Express Lane	TEL-ONR			TEL-OFR			TEL-OFR			GP	GP	GP	GP	GP	GP	GP	GP	GP	TEL
Space mean speed (mph)	69	64	57	70	56	70	69	64	55	56	56	57	58	50	60	55	58	62	
Travel time per vehicle (min)	0.25	0.09	0.40	0.79	0.41	0.08	0.25	0.10	0.41	0.16	0.14	0.23	0.14	0.10	0.14	0.31	0.53	49.96	
Volume (vph)	563	563	563	598	462	463	463	463	-	-	-	-	-	-	-	-	-	20.79	
Level of Service (LOS)	A	A	A	A	A	A	A	A											

6:45 AM	B	C	B	C	B	C	C	B	B	B	B	B	B	B	A	B	B
7:00 AM	C	C	B	C	B	D	C	B	B	B	B	B	B	B	A	B	B
7:15 AM	B	C	B	C	B	C	C	B	B	C	C	B	B	B	A	B	B
7:30 AM	C	D	B	C	C	D	C	B	B	C	C	B	B	B	A	B	B
7:45 AM	C	D	C	D	C	E	C	C	B	C	C	C	C	B	B	B	C
8:00 AM	C	D	C	D	C	E	D	D	B	C	C	C	C	B	B	C	C
8:15 AM	C	D	C	D	C	D	C	C	B	C	C	C	C	B	B	B	B
8:30 AM	C	D	C	D	C	D	C	C	B	C	C	C	C	B	B	B	C

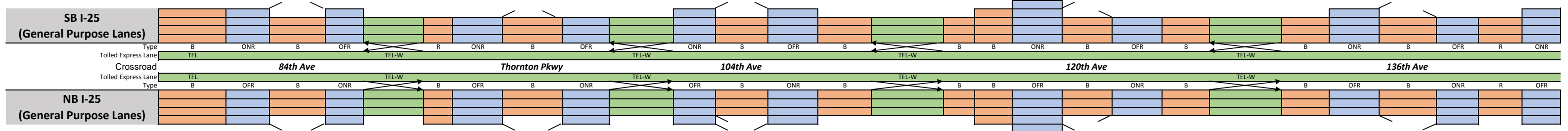


6:45 AM	C	C	B	C	B	D	B	C	B	B	D	C	B	B	A	A	A
7:00 AM	C	D	C	D	C	D	B	C	B	B	D	C	B	B	A	A	B
7:15 AM	C	D	C	D	C	D	B	C	B	B	D	C	B	B	A	A	B
7:30 AM	C	E	C	E	D	F	B	D	C	C	F	D	C	B	B	B	B
7:45 AM	C	E	C	E	C	E	B	C	C	C	E	D	C	B	B	B	C
8:00 AM	C	C	C	C	C	D	B	C	B	B	C	C	B	B	A	A	A
8:15 AM	C	E	C	E	C	E	B	C	B	C	E	D	C	B	B	B	B
8:30 AM	C	D	C	D	C	D	B	C	B	C	D	C	B	B	A	A	B

SEGMENT	115	116	117	118	119	120	121	122	123	124	125	126	127	128	129	130	131		
Segment Length (ft)	1,500	900	2,000	4,840	2,000	740	1,500	525	2,000	1,165	570	750	510	840	550	1,500	2,700	277,130	
Number of lanes	2	2	3	2	3	2	2	2	3	2	2	2	2	2	2	2	2		
Free Flow Speed (mph)	70	70	70	70	70	70	70	70	70	70	70	70	70	70	70	70	70		
Segment demand (vph)	2,755	2,755	3,564	2,739	3,565	2,909	2,909	2,143	2,797	2,981	2,981	2,981	2,063	2,063	1,309	1,631	1,631		
On-Ramp demand (vph)	377		809		826				654	184						322			
Off-Ramp demand (vph)			825		656		766					918		754					
Ramp-to-Ramp demand (vph)			809		656														
Travel time per vehicle (min)	0.30	0.21	0.40	1.12	0.41	0.18	0.31	0.11	0.43	0.24	0.13	0.16	0.10	0.19	0.10	0.29	0.51	71.06	
VMTD Veh-miles (Demand)	783	470	1,350	2,511	1,350	408	826	213	1,059	658	322	423	199	328	136	463	834	201,058	
VMTV Veh-miles (Volume)	783	470	1,350	2,511	1,350	408	826	213	1,059	658	322	423	199	328	136	463	834	198,114	
VHT travel (hrs)	13.97	9.57	23.92	51.05	24.51	8.80	15.01	3.83	19.82	11.71	6.69	7.73	3.48	6.54	2.24	7.97	13.95	4,411.17	
VHD delay (hrs)	2.79	2.86	4.64	15.18	5.22	2.98	3.20	0.78	4.69	2.32	2.09	1.69	0.63	1.86	0.29	1.35	2.04	1,544.45	
Space mean speed (mph)	56	49	56	49	55	46	55	56	53	56	48	55	57	50	61	58	60	45	
Segment density (veh/mi/lane)	21	28	20	28	21	31	14	19	17	20	31	25	18	15	11	10	14	31	
Segment density (pc/mi/lane)	24	32	24	32	24	36	16	22	19	23	35	28	20	16	12	11	15	36	
Tolled Express Lane	TEL-OFR			TEL-ONR			TEL-ONR			GP	GP	GP	GP	GP	GP	GP	GP	GP	TEL
Space mean speed (mph)	70	70	56	70	55	66	70	70	53	56	48	55	57	50	61	58	60	64	
Travel time per vehicle (min)	0.24	0.15	0.40	0.79	0.41	0.13	0.24	0.09	0.43	0.24	0.13	0.16	0.10	0.19	0.10	0.29	0.51	48.57	
Volume (vph)	810	810	809	826	656	656	656	656	-	-	-	-	-	-	-	-	-	22.49	
Level of Service (LOS)	B	B	B	B	B	A	A	A											

SEGMENT	1	2	3	4	5	6	7	8	9	10	11	12	13	14	15	16	17	18	19	20	21	22	23	24	25	26	27	28	
Segment Length (ft)	2,700	1,500	1,865	1,100	2,530	715	750	1,835	750	2,900	1,045	1,735	1,010	2,190	3,100	95	800	1,500	1,575	1,500	1,400	3,000	1,315	1,500	2,095	750	1,390	750	
Number of lanes	4	4	3	3	4	3	3	3	3	4	3	3	3	3	4	3	4	3	3	3	3	4	3	3	3	3	3	3	
Free Flow Speed (mph)	60	60	60	60	60	60	60	60	60	60	60	60	60	60	60	60	60	60	65	65	65	65	65	65	65	65	65	65	
Segment demand (vph)	5,068	5,068	3,883	4,661	5,515	4,704	4,704	3,873	4,670	5,488	4,757	3,591	4,435	4,435	5,161	4,657	4,657	4,657	3,284	4,398	4,398	4,901	4,485	4,485	3,659	4,343	4,343	4,343	
On-Ramp demand (vph)		1,185			811		831			731	1,166				504			1,373				416		826				838	
Off-Ramp demand (vph)				778	854				797	818			844		726					1,114		503				684			
Ramp-to-Ramp demand (vph)					596					659					431							356							
Travel time per vehicle (min)	0.67	0.29	0.46	0.24	0.67	0.17	0.17	0.46	0.17	0.74	0.24	0.42	0.22	0.59	0.80	0.03	0.19	0.34	0.34	0.31	0.36	0.63	0.34	0.32	0.47	0.16	0.30	0.16	
VMTD Veh-miles (Demand)	2,592	1,440	1,372	971	2,643	637	668	1,346	663	3,014	941	1,180	848	1,840	3,030	84	706	1,323	980	1,249	1,166	2,785	1,117	1,274	1,452	617	1,143	617	
VMTV Veh-miles (Volume)	2,592	1,440	1,372	971	2,643	637	668	1,346	663	3,014	941	1,180	848	1,840	3,030	84	706	1,323	980	1,249	1,166	2,785	1,117	1,274	1,452	617	1,143	617	
VHT travel (hrs)	56.40	24.38	30.09	18.85	61.95	12.98	13.62	29.51	12.88	67.54	19.15	25.08	16.46	43.77	68.88	2.08	14.86	26.23	18.82	22.92	26.03	51.36	25.39	23.91	28.95	11.29	21.47	11.58	
VHD delay (hrs)	13.20	0.38	7.23	2.67	17.90	2.36	2.48	7.08	1.83	17.30	3.46	5.41	2.32	13.11	18.38	0.69	3.10	4.18	3.75	3.70	8.09	8.52	8.21	4.31	6.61	1.80	3.88	2.09	
Space mean speed (mph)	46	59	46	52	43	49	49	46	51	45	49	47	52	42	44	40	47	50	52	55	45	54	44	53	50	55	53	53	
Segment density (veh/mi/lane)	28	21	28	30	32	32	32	28	30	30	32	25	29	35	29	39	25	31	21	27	33	22	34	28	24	26	27	27	
Segment density (pc/mi/lane)	32	25	33	35	37	37	37	33	35	35	37	29	33	40	33	44	28	35	24	31	38	26	39	32	28	30	31	31	
Tolled Express Lane	TEL				TEL-W					TEL-W					TEL-W							TEL-W							
Space mean speed (mph)	46	60	60	57	43	60	60	60	55	45	60	60	60	60	44	60	60	60	65	65	64	54	65	65	65	65	65	65	65
Travel time per vehicle (min)	0.67	0.28	0.35	0.22	0.67	0.14	0.14	0.35	0.15	0.74	0.20	0.33	0.19	0.42	0.80	0.02	0.15	0.28	0.28	0.26	0.25	0.63	0.23	0.26	0.37	0.13	0.24	0.13	
Volume (vph)	855	855	855	855	596	818	818	818	818	659	728	728	728	728	431	503	503	503	503	503	503	356	416	416	416	416	416	416	416
Level of Service (LOS)	C	B	B	B	B	B	B	B	B	B	B	B	B	B	A	A	A	A	A	A	A	A	A	A	A	A	A	A	A

4:30 PM	D	C	E	C	E	D	D	D	D	D	D	D	C	E	D	E	D	B	C	D	E	C	E	C	D	D	D	C
4:45 PM	D	C	E	C	E	D	D	D	D	D	D	D	C	E	D	F	D	C	C	D	E	C	E	C	D	E	E	C
5:00 PM	D	C	D	C	D	D	D	D	D	D	D	D	C	E	D	E	D	B	C	D	E	C	E	C	D	E	E	C
5:15 PM	D	C	D	C	D	D	D	D	D	D	D	D	C	E	D	E	D	B	C	D	E	C	E	C	D	D	D	C
5:30 PM	D	C	D	C	E	D	D	D	D	E	D	D	C	E	D	E	D	B	C	D	E	C	E	C	D	E	E	C
5:45 PM	D	C	D	C	E	D	D	D	D	E	D	D	C	E	E	F	D	C	D	D	E	D	E	C	D	E	E	C
6:00 PM	D	C	D	C	E	D	D	D	D	E	D	D	C	E	E	F	D	C	C	D	E	D	E	C	D	E	E	C
6:15 PM	D	C	D	C	E	D	D	D	D	D	D	D	C	E	D	E	D	B	C	D	E	D	E	C	D	E	E	C



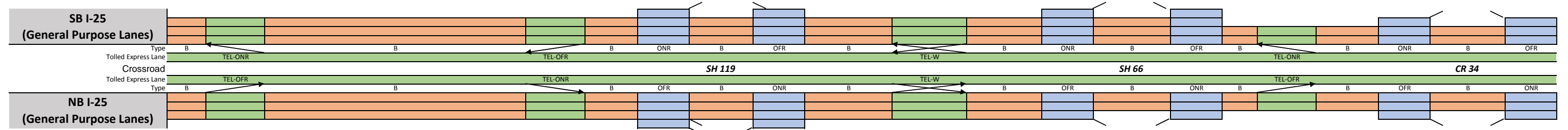
4:30 PM	D	C	E	D	E	D	C	E	D	E	C	D	C	E	E	F	D	B	D	D	E	D	F	D	D	D	D	D
4:45 PM	D	C	E	D	E	D	C	E	D	E	D	D	D	F	E	F	D	B	D	D	E	D	F	E	D	D	D	D
5:00 PM	D	C	E	D	E	D	C	E	D	E	C	E	D	F	E	F	D	B	D	D	F	D	F	E	D	D	D	D
5:15 PM	D	C	E	D	E	D	C	E	D	E	D	D	D	F	E	F	D	B	D	D	F	E	F	E	D	D	D	D
5:30 PM	E	D	E	D	E	D	C	F	F	F	F	D	D	F	D	F	D	F	E	D	F	D	F	E	D	D	D	E
5:45 PM	E	D	E	D	E	F	F	F	F	F	F	E	F	F	D	F	D	F	E	D	F	D	F	E	D	D	D	E
6:00 PM	E	D	E	D	F	F	F	F	F	F	F	E	F	F	D	F	D	F	E	D	F	E	F	F	D	D	D	D
6:15 PM	E	D	E	D	F	F	F	F	F	F	F	E	F	F	D	F	D	F	E	D	F	D	F	E	D	D	D	E

SEGMENT	1	2	3	4	5	6	7	8	9	10	11	12	13	14	15	16	17	18	19	20	21	22	23	24	25	26	27	28
Segment Length (ft)	2,700	1,100	1,875	750	2,200	170	1,500	2,180	1,350	2,450	995	1,700	1,500	1,765	3,000	310	715	1,500	1,525	1,500	1,400	3,000	1,380	1,500	2,040	1,015	1,070	745
Number of lanes	4	4	3	3	4	4	3	3	3	4	3	3	3	3	4	3	4	3	3	3	3	4	3	3	3	3	3	3
Free Flow Speed (mph)	60	60	60	60	60	60	60	60	60	60	60	60	60	60	60	60	60	60	65	65	65	65	65	65	65	65	65	65
Segment demand (vph)	5,529	5,529	4,377	5,101	6,284	5,215	5,215	4,441	5,247	6,324	5,445	4,452	5,145	5,145	6,020	5,284	5,284	5,284	4,286	5,049	5,049	5,802	5,315	5,315	4,254	5,019	5,019	5,019
On-Ramp demand (vph)				724	1,183				806	1,077			693		875					763		753				765		
Off-Ramp demand (vph)		1,152			1,069		774			879	993				736			998				487		1,061				1,077
Ramp-to-Ramp demand (vph)					1,005					825					694							431						
Travel time per vehicle (min)	0.70	0.21	0.50	0.18	0.56	0.06	0.35	0.71	0.33	0.87	0.22	0.45	0.35	0.54	0.70	0.10	0.18	0.33	0.37	0.33	0.40	0.72	0.44	0.31	0.49	0.22	0.23	0.16
VMTD Veh-miles (Demand)	2,827	1,152	1,554	725	2,618	168	1,482	1,834	1,342	2,934	1,026	1,433	1,462	1,720	3,420	310	716	1,501	1,238	1,434	1,339	3,297	1,389	1,510	1,644	965	1,017	708
VMTV Veh-miles (Volume)	2,827	1,152	1,554	725	2,614	167	1,474	1,800	1,315	2,836	988	1,380	1,415	1,665	3,327	301	695	1,459	1,202	1,399	1,306	3,226	1,359	1,477	1,607	947	998	695
VHT travel (hrs)	64.56	19.44	36.71	14.97	58.58	4.93	29.93	51.94	28.16	89.02	19.35	32.09	28.95	44.72	68.29	8.47	15.19	28.53	25.73	26.85	33.20	67.90	38.12	27.17	34.30	18.25	19.24	12.85
VHD delay (hrs)	17.44	0.24	10.80	2.89	15.00	2.14	5.38	21.93	9.50	43.84	2.88	9.08	5.37	16.97	12.84	3.44	3.60	4.22	7.24	5.33	13.11	18.28	17.21	4.44	9.58	3.69	3.89	2.16
Space mean speed (mph)	44	59	42	48	45	34	49	35	47	32	51	43	49	37	49	36	46	51	47	52	39	48	36	54	47	52	52	54
Segment density (veh/mi/lane)	32	23	34	35	35	38	35	42	37	48	34	33	34	45	30	48	28	33	30	32	42	30	49	32	30	32	32	30

SEGMENT	52	53	54	55	56	57	58	59	60	61	62	63	64	65	66	67	68	69	70	71	
Segment Length (ft)	400	2,000		14,995	2,000	745	750	4,315	1,500	3,500	3,000	3,240	1,500	2,995	1,500	490	2,000	2,280	1,500	2,995	1,500
Number of lanes	3	4		3	4	3	3	3	3	3	4	3	3	3	3	2	3	2	2	2	2
Free Flow Speed (mph)	70	70		70	70	70	70	70	70	70	70	70	70	70	70	70	70	70	70	70	70
Segment demand (vph)	3,042	3,389		3,015	3,388	3,114	3,114	2,064	2,580	2,580	2,856	2,574	2,574	2,068	2,574	2,574	2,855	2,487	2,487	2,306	2,442
On-Ramp demand (vph)		374			274		1,050				282	506					368		181		
Off-Ramp demand (vph)		347			373				516		276				506		281				136
Ramp-to-Ramp demand (vph)		347			274						221						281				
Travel time per vehicle (min)	0.08	0.39		2.98	0.40	0.15	0.15	0.81	0.29	0.68	0.54	0.29	0.56	0.29	0.11	0.40	0.49	0.30	0.62	0.30	
VMTD Veh-miles (Demand)	230	1,284		8,562	1,283	439	442	1,687	733	1,710	1,623	1,580	731	1,173	731	239	1,081	1,074	707	1,308	694
VMTV Veh-miles (Volume)	230	1,284		8,562	1,283	439	442	1,687	733	1,710	1,623	1,580	731	1,173	731	239	1,081	1,074	707	1,308	694
VHT travel (hrs)	4.04	22.09		149.93	22.34	7.76	7.58	27.98	12.48	29.06	25.68	26.83	12.39	19.46	12.44	4.56	18.96	20.16	12.49	23.79	12.29
VHD delay (hrs)	0.75	3.75		27.61	4.01	1.48	1.26	3.89	2.00	4.63	2.49	4.27	1.94	2.70	1.99	1.15	3.51	4.82	2.39	5.10	2.38
Space mean speed (mph)	57	58		57	57	57	58	60	59	59	63	59	59	60	59	52	57	53	57	55	56
Segment density (veh/mi/lane)	18	14		18	15	18	18	11	15	15	11	15	15	11	15	25	16	23	19	21	20
Segment density (pc/mi/lane)	20	17		20	17	21	20	13	17	17	13	17	17	13	17	28	19	27	22	24	23

Tolled Express Lane	TEL-ONR	TEL-OFR	TEL-W	TEL-ONR
Space mean speed (mph)	64	58	70	70
Travel time per vehicle (min)	0.07	0.39	2.43	0.40
Volume (vph)	347	347	374	274
Level of Service (LOS)	A	A	A	A

4:30 PM	C	B	B	B	C	B	B	B	B	B	B	B	B	B	C	B	C	B	C	B
4:45 PM	C	B	C	B	C	B	B	B	B	B	B	B	B	B	D	B	D	C	C	C
5:00 PM	B	B	B	B	B	B	B	B	B	B	B	B	B	B	D	B	D	C	C	C
5:15 PM	C	B	C	B	C	B	B	B	B	B	B	B	B	B	D	B	D	C	C	C
5:30 PM	C	B	C	B	C	B	B	B	B	B	B	B	B	B	C	B	C	C	C	C
5:45 PM	C	B	C	B	C	B	B	B	B	B	B	B	B	B	D	B	D	C	C	C
6:00 PM	C	B	C	B	C	B	B	B	B	B	B	B	B	B	D	B	D	C	C	C
6:15 PM	C	B	C	B	C	B	A	B	B	B	B	B	A	B	C	B	C	B	C	B



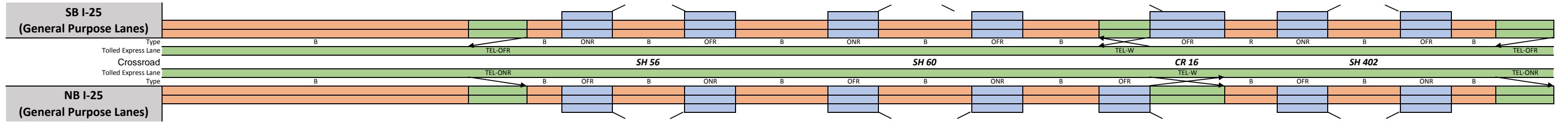
4:30 PM	C	B	C	B	C	B	B	B	C	B	C	B	C	C	D	C	D	C	C	C
4:45 PM	C	B	C	B	C	B	B	B	C	B	C	B	D	C	E	C	E	D	D	C
5:00 PM	C	B	C	C	C	B	B	B	C	B	C	C	D	C	F	C	E	D	D	C
5:15 PM	C	C	C	C	D	B	B	B	C	B	C	C	D	C	E	C	E	D	D	C
5:30 PM	D	C	D	C	D	B	C	B	C	B	C	C	D	C	E	C	E	D	D	C
5:45 PM	D	C	D	C	D	B	C	C	D	B	D	C	E	D	F	C	F	D	E	D
6:00 PM	D	C	D	C	D	B	C	C	D	B	D	C	E	D	F	C	F	D	E	D
6:15 PM	D	C	D	C	D	B	B	C	C	B	C	C	D	C	F	C	E	D	D	C

SEGMENT	52	53	54	55	56	57	58	59	60	61	62	63	64	65	66	67	68	69	70	71	
Segment Length (ft)	735	2,000		15,000	2,000	1,635	1,500	2,325	1,500	3,850	3,000	3,040	1,500	3,185	1,500	500	2,000	2,245	1,500	3,035	1,500
Number of lanes	3	4		3	4	3	3	3	3	3	4	3	3	2	2	2	3	2	2	2	2
Free Flow Speed (mph)	70	70		70	70	70	70	70	70	70	70	70	70	70	70	70	70	70	70	70	70
Segment demand (vph)	3,788	4,297		3,761	4,297	3,915	3,915	2,724	3,492	3,492	3,872	3,581	3,581	2,904	3,311	3,311	3,603	3,234	3,234	2,918	3,025
On-Ramp demand (vph)		509			536				768		380				407						107
Off-Ramp demand (vph)		536			382		1,191				291		677				369				
Ramp-to-Ramp demand (vph)		509			382						267						292				
Travel time per vehicle (min)	0.16	0.40		3.22	0.41	0.36	0.30	0.45	0.29	0.80	0.52	0.64	0.25	0.76	0.31	0.14	0.41	0.61	0.30	0.72	0.31
VMTD Veh-miles (Demand)	527	1,628		10,685	1,628	1,212	1,112	1,199	992	2,546	2,200	2,062	1,017	1,752	941	314	1,365	1,375	919	1,677	859
VMTV Veh-miles (Volume)	527	1,628		10,685	1,628	1,212	1,112	1,199	992	2,546	2,200	2,062	1,017	1,752	941	314	1,365	1,375	919	1,677	859
VHT travel (hrs)	10.01	28.60		202.02	29.17	23.42	19.31	20.58	17.08	46.50	33.85	38.04	14.64	36.58	17.09	7.77	24.47	32.67	16.39	35.15	15.63
VHD delay (hrs)	2.47	5.35		49.38	5.92	6.10	3.42	3.44	2.90	10.13	2.42	8.58	0.11	11.55	3.66	3.29	4.97	13.03	3.26	11.19	3.35
Space mean speed (mph)	53	57		53	56	52	58	58	58	55	65	54	69	48	55	40	56	42	56	48	55
Segment density (veh/mi/lane)	24	19		24	19	25	23	16	20	21	15	22	17	30	23	41	21	38	27	31	24
Segment density (pc/mi/lane)	28	21		27	22	29	26	18	23	24	17	25	20	35	27	47	24	44	31	35	28
Tolled Express Lane	TEL-OFR	TEL-OFR	TEL-OFR	TEL-OFR	TEL-OFR	TEL-OFR	TEL-OFR	TEL-OFR	TEL-OFR	TEL-OFR	TEL-OFR	TEL-OFR	TEL-OFR	TEL-OFR	TEL-OFR	TEL-OFR	TEL-OFR	TEL-OFR	TEL-OFR	TEL-OFR	TEL-OFR
Space mean speed (mph)	70	57		70	56	69	70	70	70	70	65	70	70	70	70	70	56	70	70	70	70
Travel time per vehicle (min)	0.12	0.40		2.44	0.41	0.27	0.24	0.38	0.24	0.63	0.52	0.49	0.24	0.52	0.24	0.08	0.41	0.37	0.24	0.49	0.24
Volume (vph)	508	509		536	382	382	382	382	382	382	267	292	292	292	292	292	292	368	368	368	368
Level of Service (LOS)	A	A		A	A	A	A	A	A	A	A	A	A	A	A	A	A	A	A	A	A

SEGMENT	72	73	74	75	76	77	78	79	80	81	82	83	84	85	86	87	88	89	90
Segment Length (ft)	18,155	2,000	425	1,500	3,020	1,500	4,340	1,500	3,245	1,500	5,790	3,075	750	895	1,165	2,870	750	705	2,000
Number of lanes	2	3	2	2	2	2	2	2	2	2	2	3	2	2	2	2	2	2	3
Free Flow Speed (mph)	70	70	70	70	70	70	70	70	70	70	70	70	70	70	70	70	70	70	70
Segment demand (vph)	2,442	2,811	2,452	2,452	2,249	2,884	2,884	2,884	2,696	3,081	3,081	3,439	3,574	3,574	3,574	2,930	3,707	3,707	4,334
On-Ramp demand (vph)		359		203				188				625			644				567
Off-Ramp demand (vph)		369				635				385		358	760				777		627
Ramp-to-Ramp demand (vph)		359										325							567
Travel time per vehicle (min)	3.84	0.39	0.09	0.31	0.62	0.31	1.02	0.30	0.72	0.30	1.45	0.65	0.15	0.19	0.25	0.68	0.15	0.26	0.40
VMTD Veh-miles (Demand)	8,397	1,065	197	697	1,286	819	2,371	819	1,657	875	3,379	2,003	508	606	789	1,593	527	495	1,642
VMTV Veh-miles (Volume)	8,397	1,061	197	694	1,281	816	2,360	816	1,649	871	3,362	1,993	505	602	784	1,581	523	491	1,629
VHT travel (hrs)	156.17	18.35	3.65	12.47	23.03	14.73	48.59	14.58	32.27	15.58	74.09	36.83	9.16	11.24	14.63	32.83	9.49	15.84	28.32
VHD delay (hrs)	36.22	3.19	0.85	2.56	4.74	3.08	14.88	2.93	8.72	3.14	26.06	8.36	1.95	2.64	3.43	10.25	2.03	8.82	5.05
Space mean speed (mph)	54	58	54	56	56	55	49	56	51	56	45	54	55	54	54	48	55	31	58
Segment density (veh/mi/lane)	23	16	23	22	20	22	30	21	26	25	34	21	29	28	26	30	31	59	25
Segment density (pc/mi/lane)	26	18	26	25	23	25	34	25	30	29	39	24	34	33	30	35	35	68	28

Tolled Express Lane		TEL-OFR										TEL-W						TEL-OFR			
Space mean speed (mph)	70	58	70	70	70	70	70	70	70	70	70	70	70	70	70	70	70	69	66	58	
Travel time per vehicle (min)	2.95	0.39	0.07	0.24	0.49	0.24	0.70	0.24	0.53	0.24	0.94	0.65	0.12	0.15	0.19	0.47	0.12	0.12	0.40		
Volume (vph)	370	359	357	357	357	357	357	357	357	357	357	325	626	626	626	626	626	626	626	567	
Level of Service (LOS)	A	A	A	A	A	A	A	A	A	A	A	A	A	A	A	A	A	A	A	A	

4:30 PM	C	B	C	C	C	C	D	C	D	C	D	C	D	D	C	D	D	F	C
4:45 PM	C	B	C	C	C	C	D	C	D	D	E	C	D	D	D	D	D	F	C
5:00 PM	C	B	D	C	C	C	E	C	D	D	E	C	D	D	D	D	E	F	D
5:15 PM	D	B	D	C	C	C	E	C	D	D	E	C	D	D	D	D	E	F	D
5:30 PM	C	B	C	C	C	C	D	C	D	C	D	C	D	D	D	D	E	F	C
5:45 PM	D	B	D	C	C	C	E	C	D	D	E	C	D	D	D	D	E	F	D
6:00 PM	C	B	C	C	C	C	D	C	D	C	E	C	D	D	D	D	E	F	D
6:15 PM	C	B	C	C	C	C	D	C	C	C	D	C	D	D	C	D	D	F	D



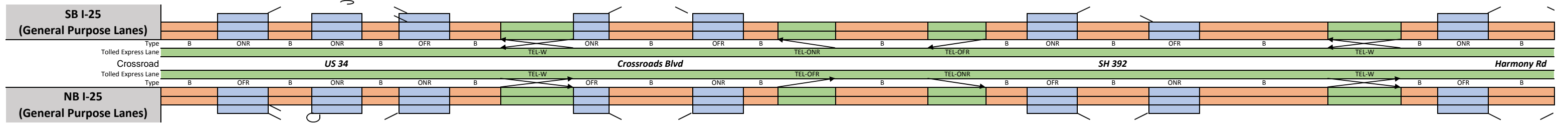
4:30 PM	D	B	D	C	C	C	D	C	D	C	D	C	B	D	C	C	C	D	B
4:45 PM	D	C	E	D	D	C	E	D	D	C	E	D	B	E	C	D	C	E	C
5:00 PM	E	C	E	D	D	D	E	D	D	C	E	D	B	D	C	C	C	E	C
5:15 PM	E	C	E	D	D	D	E	D	D	D	E	D	B	E	D	D	D	E	C
5:30 PM	E	C	E	D	D	D	E	D	D	C	E	D	B	D	C	D	C	E	C
5:45 PM	E	C	F	D	E	D	F	D	E	D	F	D	C	E	D	D	D	F	C
6:00 PM	E	C	E	D	D	D	E	D	D	C	E	D	B	D	C	D	C	E	C
6:15 PM	E	C	E	D	D	C	E	D	D	C	E	D	B	D	C	C	C	D	C

SEGMENT	72	73	74	75	76	77	78	79	80	81	82	83	84	85	86	87	88	89	90
Segment Length (ft)	18,150	2,000	500	1,500	2,890	1,500	4,225	1,500	4,255	1,500	3,160	1,500	3,095	1,610	1,500	2,930	1,500	1,095	2,000
Number of lanes	2	3	2	2	2	2	2	2	2	2	2	2	3	2	2	2	2	2	3
Free Flow Speed (mph)	70	70	70	70	70	70	70	70	70	70	70	70	70	70	70	70	70	70	70
Segment demand (vph)	3,025	3,393	3,071	3,071	2,783	3,149	3,149	3,149	2,959	3,263	3,263	3,263	3,265	2,956	2,956	2,539	3,100	3,100	3,408
On-Ramp demand (vph)		368				366				304				322			561		308
Off-Ramp demand (vph)		322		288				190				320		309		417			260
Ramp-to-Ramp demand (vph)		322												275					260
Travel time per vehicle (min)	4.49	0.40	0.13	0.30	0.66	0.31	1.10	0.30	1.03	0.31	0.87	0.30	0.54	0.39	0.31	0.63	0.31	0.28	0.40
VMTD Veh-miles (Demand)	10,398	1,285	291	872	1,523	895	2,520	895	2,385	927	1,953	927	1,914	901	840	1,409	881	643	1,291
VMTV Veh-miles (Volume)	10,398	1,285	291	872	1,523	895	2,520	895	2,385	927	1,953	927	1,914	901	840	1,409	881	643	1,291
VHT travel (hrs)	226.40	22.78	6.45	15.55	30.62	16.40	57.58	15.88	50.62	17.01	47.14	16.54	29.44	19.10	15.04	26.73	16.03	14.41	22.90
VHD delay (hrs)	77.85	4.42	2.29	3.08	8.86	3.62	21.58	3.10	16.56	3.77	19.24	3.30	2.10	6.22	3.04	6.61	3.45	5.23	4.46
Space mean speed (mph)	46	56	45	56	50	55	44	56	47	55	41	56	65	47	56	53	55	45	56
Segment density (veh/mi/lane)	33	20	34	27	28	25	36	26	31	25	39	27	17	31	25	24	24	35	20
Segment density (pc/mi/lane)	38	23	39	31	32	29	41	30	36	29	45	31	19	36	28	28	28	40	23

Tolled Express Lane		TEL-ONR										TEL-W						TEL-ONR			
Space mean speed (mph)	70	56	64	69	70	70	70	70	70	70	70	70	65	70	70	70	70	70	70	56	
Travel time per vehicle (min)	2.95	0.40	0.09	0.25	0.47	0.24	0.69	0.24	0.69	0.24	0.51	0.24	0.54	0.26	0.24	0.48	0.24	0.18	0.40		
Volume (vph)	368	322	322	322	322	322	322	322	322	322	322	322	275	308	308	308	308	308	308	260	
Level of Service (LOS)	A	A	A	A	A	A	A	A	A	A	A	A	A	A	A	A	A	A	A	A	

SEGMENT	91	92	93	94	95	96	97	98	99	100	101	102	103	104	105	106	107	108	109	110	111	112	113	114
Segment Length (ft)	2,640	1,500	405	755	1,250	1,500	1,435	3,000	1,500	3,480	1,500	700	2,000	4,255	2,000	460	1,500	3,240	1,500	6,730	3,000	455	1,500	3,025
Number of lanes	2	2	2	2	2	2	2	3	2	2	2	2	3	2	3	2	2	2	2	2	3	2	2	2
Free Flow Speed (mph)	70	70	70	70	70	70	70	70	70	70	70	70	70	70	70	70	70	70	70	70	70	70	70	70
Segment demand (vph)	3,767	3,767	3,109	3,109	2,741	3,671	3,671	4,237	3,438	2,625	3,552	3,552	4,341	3,430	4,339	3,518	3,518	2,828	3,651	3,651	4,470	3,836	3,836	2,453
On-Ramp demand (vph)		658		368				799	813				911		821	3,518	690				634		1,383	
Off-Ramp demand (vph)						930		566			927		789		909				823		819			
Ramp-to-Ramp demand (vph)								515					789		821						620			
Travel time per vehicle (min)	1.03	0.33	0.14	0.19	0.24	0.31	0.51	0.81	0.32	0.76	0.31	0.23	0.42	1.27	0.42	0.14	0.32	0.73	0.31	2.17	0.59	0.17	0.32	0.63
VMTD Veh-miles (Demand)	1,884	1,070	238	445	649	1,043	998	2,407	977	1,730	1,009	471	1,644	2,764	1,644	306	999	1,735	1,037	4,654	2,540	331	1,090	1,405
VMTV Veh-miles (Volume)	1,867	1,061	236	440	641	1,030	986	2,382	977	1,730	1,009	471	1,644	2,764	1,632	304	991	1,717	1,027	4,606	2,512	326	1,076	1,405
VHT travel (hrs)	63.81	20.28	7.33	9.86	10.96	18.82	31.03	56.80	18.27	33.36	18.44	13.53	30.34	72.75	29.94	7.92	18.35	33.84	18.68	130.81	43.53	10.82	20.50	25.80
VHD delay (hrs)	37.13	5.12	3.96	3.58	1.80	4.10	16.95	22.77	4.31	8.65	4.02	6.80	6.85	33.26	6.62	3.58	4.19	9.31	4.01	65.00	7.64	6.15	30.97	5.73
Space mean speed (mph)	29	52	32	45	59	55	32	42	53	52	55	35	54	38	55	38	54	51	55	35	58	30	52	54
Segment density (veh/mi/lane)	64	28	48	33	23	24	57	33	27	25	28	51	26	45	26	45	25	28	33	51	25	63	27	23
Segment density (pc/mi/lane)	73	32	55	37	27	28	66	38	31	29	33	59	30	52	30	52	29	31	38	59	29	72	31	26
Tolled Express Lane																								
Space mean speed (mph)	70	70	70	70	70	70	67	42	70	70	70	65	54	70	55	70	70	70	70	70	58	70	70	70
Travel time per vehicle (min)	0.43	0.24	0.07	0.12	0.20	0.24	0.24	0.81	0.24	0.56	0.25	0.12	0.42	0.69	0.42	0.07	0.24	0.53	0.24	1.09	0.59	0.07	0.24	0.49
Volume (vph)	566	566	566	566	566	566	566	515	789	789	789	789	789	910	821	818	818	818	818	818	620	629	629	629
Level of Service (LOS)	A	A	A	A	A	A	A	B	B	B	B	B	B	B	B	B	B	B	B	B	A	A	A	A

4:30 PM	F	D	D	C	D	C	F	C	D	C	D	F	C	F	C	F	D	D	E	F	C	F	C	C
4:45 PM	F	D	D	C	D	C	F	C	D	D	D	F	D	F	D	F	D	D	E	F	C	F	F	C
5:00 PM	F	D	E	C	D	C	F	C	D	D	D	F	D	F	D	F	D	D	E	F	C	F	D	C
5:15 PM	F	F	F	F	C	C	F	D	D	D	D	F	D	F	D	F	D	D	E	F	C	F	F	C
5:30 PM	F	F	F	F	C	F	F	E	D	D	D	F	D	F	D	F	D	D	E	F	D	F	F	C
5:45 PM	F	D	E	D	D	F	F	F	D	D	D	F	D	F	D	F	D	D	E	F	D	F	F	D
6:00 PM	F	D	E	C	D	D	F	F	D	D	D	F	D	F	D	F	D	D	E	F	D	F	F	D
6:15 PM	F	D	C	C	D	D	F	E	D	D	D	F	D	F	D	E	C	D	F	F	D	F	F	D

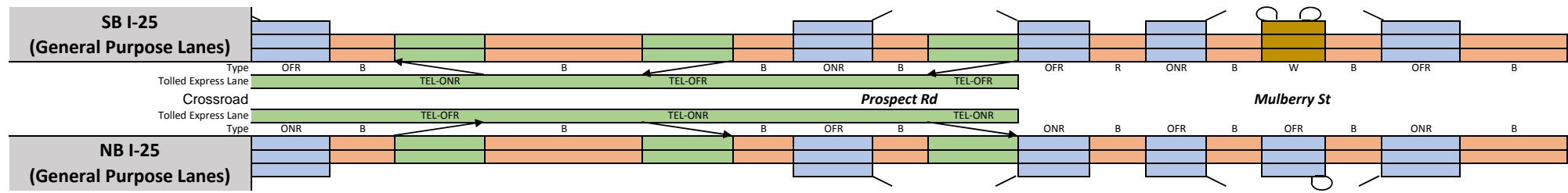


4:30 PM	D	B	C	B	C	C	E	C	D	C	C	E	C	E	C	E	D	D	C	E	B	E	D	C
4:45 PM	E	C	C	B	D	C	E	C	D	D	C	F	C	E	C	F	D	D	C	E	C	E	D	C
5:00 PM	E	C	C	C	D	D	F	C	D	D	C	F	C	F	C	F	D	D	C	E	C	E	D	C
5:15 PM	E	C	C	C	D	D	E	C	D	D	C	F	C	F	C	F	D	D	C	E	B	E	D	C
5:30 PM	E	C	C	B	D	C	E	C	D	C	C	E	C	E	C	E	D	D	C	E	C	E	D	C
5:45 PM	F	C	C	C	D	D	F	C	D	D	D	F	D	F	D	F	D	E	D	F	C	F	D	C
6:00 PM	E	C	C	C	D	D	F	C	D	D	F	F	D	F	D	F	D	E	D	F	C	F	D	C
6:15 PM	D	B	C	B	C	D	F	C	D	C	C	E	C	E	C	E	D	D	C	E	B	E	C	B

SEGMENT	91	92	93	94	95	96	97	98	99	100	101	102	103	104	105	106	107	108	109	110	111	112	113	114
Segment Length (ft)	1,925	1,500	1,050	1,500	600	1,500	1,545	3,000	540	3,680	1,500	500	2,000	4,255	2,000	900	1,500	2,900	1,500	6,630	3,000	600	1,500	2,565
Number of lanes	2	2	2	2	2	2	2	3	2	2	2	2	3	2	3	2	2	2	2	2	3	2	2	2
Free Flow Speed (mph)	70	70	70	70	70	70	70	70	70	70	70	70	70	70	70	70	70	70	70	70	70	70	70	70
Segment demand (vph)	3,148	3,148	2,277	2,672	2,672	3,445	3,445	3,702	3,362	2,602	3,438	3,438	3,778	3,371	3,777	3,412	3,412	2,704	3,181	3,181	3,541	3,257	3,257	2,049
On-Ramp demand (vph)				395		773		257			836		340		406				477			360		
Off-Ramp demand (vph)		871						340	760				407		365		708				284		1,208	
Ramp-to-Ramp demand (vph)								185					340		365						276			
Travel time per vehicle (min)	0.50	0.31	0.22	0.30	0.13	0.32	0.48	0.63	0.11	0.81	0.31	0.15	0.41	1.26	0.41	0.27	0.31	0.65	0.31	1.76	0.52	0.17	0.31	0.51
VMTD Veh-miles (Demand)	1,148	894	453	759	304	979	1,008	2,103	344	1,814	977	326	1,431	2,717	1,431	582	969	1,485	904	3,994	2,012	370	925	995
VMTV Veh-miles (Volume)	1,148	894	453	759	304	979	1,008	2,103	344	1,814	977	326	1,431	2,717	1,431	582	969	1,485	904	3,994	2,012	370	925	995
VHT travel (hrs)	26.27	16.31	8.20	13.55	5.94	18.15	27.30	38.71	6.24	34.94	17.96	8.88	25.77	70.63	25.66	15.55	17.56	29.33	16.41	93.52	30.96	9.04	17.10	17.56
VHD delay (hrs)	9.87	3.53	1.73	2.71	1.60	4.17	12.90	8.66	1.33	9.03	4.01	4.23	5.32	31.82	9.23	7.24	3.71	8.11	3.50	36.46	2.22	3.75	3.88	3.34
Space mean speed (mph)	44	55	55	56	51	54	37	54	55	52	54	37	56	38	56	37	55	51	55	43	65	41	54	57
Segment density (veh/mi/lane)	36	20	21	18	26	25	47	23	27	25	24	47	22	44	22	46	28	27	23	37	18	40	26	18
Segment density (pc/mi/lane)	41	24	24	21	30	29	54	26	32	29	28	54	26	50	26	52	32	31	27	43	21	46	30	21
Tolled Express Lane																								
Space mean speed (mph)	69	70	70	70	70	70	70	54	63	70	70	70	56	70	56	67	70	70	70	70	65	68	70	70
Travel time per vehicle (min)	0.32	0.24	0.17	0.24	0.10	0.24	0.25	0.63	0.10	0.60	0.24	0.08	0.41	0.69	0.41	0.15	0.24	0.47	0.24	1.08	0.52	0.10	0.24	0.42
Volume (vph)	260	260	260	260	260	260	260	185	341	341	341	341	340	406	365	365	365	365	365	365	276	285	285	285
Level of Service (LOS)	A	A	A	A	A	A	A	A	A	A	A	A	A	A	A	A	A	A	A	A	A	A	A	A

SEGMENT	115	116	117	118	119	120	121	122	123	124	125	126	127	128	129	130	131		
Segment Length (ft)	1,500	500	2,000	4,840	2,000	500	1,500	535	2,000	775	715	1,160	700	420	750	1,500	2,700	276,955	
Number of lanes	2	2	3	2	3	2	2	2	3	2	2	2	2	3	2	2	2	2	
Free Flow Speed (mph)	70	70	70	70	70	70	70	70	70	70	70	70	70	70	70	70	70	70	
Segment demand (vph)	3,104	3,104	3,733	3,082	3,734	3,318	3,318	2,264	2,675	2,834	2,834	2,834	2,306	2,383	1,652	1,843	1,843		
On-Ramp demand (vph)			651		416		1,054					528		731					
Off-Ramp demand (vph)	651		629		652				411	159				77		191			
Ramp-to-Ramp demand (vph)			629		416									1					
Travel time per vehicle (min)	0.31	0.12	0.40	1.18	0.42	0.13	0.32	0.11	0.41	0.16	0.14	0.23	0.14	0.09	0.14	0.30	0.53	61.25	
VMTD Veh-miles (Demand)	882	294	1,414	2,825	1,414	314	943	229	1,013	416	384	623	306	190	235	524	942	177,381	
VMTV Veh-miles (Volume)	882	294	1,414	2,825	1,414	314	943	229	1,013	416	384	623	306	190	235	524	942	177,033	
VHT travel (hrs)	15.94	6.35	25.19	60.54	26.03	7.43	17.46	4.09	18.32	7.38	6.80	11.02	5.39	3.66	3.97	9.30	16.19	3,485.37	
VHD delay (hrs)	3.34	2.15	4.99	20.18	5.82	2.94	4.00	0.82	3.85	1.43	1.32	2.12	1.02	0.95	0.61	1.82	2.72	901.41	
Space mean speed (mph)	55	46	56	47	54	42	54	56	55	56	56	57	57	52	59	56	58	51	
Segment density (veh/mi/lane)	24	34	22	33	23	39	26	20	16	22	21	20	20	15	14	15	16	24	
Segment density (pc/mi/lane)	27	38	25	38	26	45	30	23	18	24	24	23	23	16	16	18	18	28	
Tolled Express Lane	TEL-ONR			TEL-OFR			TEL-OFR			GP	GP	GP	GP	GP	GP	GP	GP	GP	TEL
Space mean speed (mph)	69	64	56	70	54	70	69	64	55	56	56	57	57	52	59	56	58	64	
Travel time per vehicle (min)	0.25	0.09	0.40	0.79	0.42	0.08	0.25	0.10	0.41	0.16	0.14	0.23	0.14	0.09	0.14	0.30	0.53	47.34	
Volume (vph)	629	629	629	653	416	411	411	411	-	-	-	-	-	-	-	-	-	13.91	
Level of Service (LOS)	A	A	B	A	A	A	A	A											

4:30 PM	C	D	C	D	C	D	C	B	B	B	B	B	B	B	B	B	B	B
4:45 PM	C	E	C	E	C	E	D	C	B	C	C	C	C	B	B	B	B	B
5:00 PM	C	E	C	E	C	E	D	C	B	C	C	C	C	B	B	B	B	C
5:15 PM	C	E	C	E	C	F	D	C	B	C	C	C	C	B	B	B	B	C
5:30 PM	C	E	C	E	C	E	D	C	B	C	C	C	C	B	B	B	B	B
5:45 PM	D	E	C	E	C	F	D	C	B	C	C	C	C	B	B	B	B	B
6:00 PM	D	F	C	E	D	F	D	C	B	C	C	C	C	B	B	B	B	B
6:15 PM	D	F	D	F	D	F	D	C	B	C	C	C	C	B	B	B	B	B

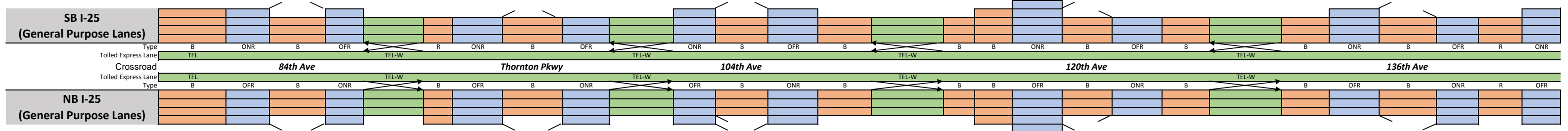


4:30 PM	C	D	B	D	C	D	B	B	B	B	D	C	C	B	B	B	B	C
4:45 PM	C	E	C	E	C	E	B	C	B	C	E	D	C	C	B	B	B	C
5:00 PM	C	E	C	E	C	E	B	C	B	C	E	D	C	C	B	B	B	C
5:15 PM	C	D	C	D	C	D	B	C	B	C	D	C	C	B	B	B	B	C
5:30 PM	C	E	C	D	C	E	B	C	B	C	D	C	C	B	B	B	B	B
5:45 PM	D	F	C	E	C	F	C	C	B	C	E	D	D	C	C	B	B	C
6:00 PM	C	E	C	E	C	F	C	C	B	C	E	D	D	C	C	B	B	C
6:15 PM	C	D	B	D	C	D	B	B	B	C	D	C	C	B	B	B	B	C

SEGMENT	115	116	117	118	119	120	121	122	123	124	125	126	127	128	129	130	131		
Segment Length (ft)	1,500	900	2,000	4,840	2,000	740	1,500	525	2,000	1,165	570	750	510	840	550	1,500	2,700	277,130	
Number of lanes	2	2	3	2	3	2	2	2	3	2	2	2	2	2	2	2	2	2	
Free Flow Speed (mph)	70	70	70	70	70	70	70	70	70	70	70	70	70	70	70	70	70	70	
Segment demand (vph)	3,008	3,008	3,298	2,969	3,299	3,098	3,098	2,129	2,326	2,958	2,958	2,958	2,319	2,319	1,787	1,997	1,997		
On-Ramp demand (vph)	959		290		330				197	632						210			
Off-Ramp demand (vph)			329		201		969					639		532					
Ramp-to-Ramp demand (vph)			290		201														
Travel time per vehicle (min)	0.31	0.22	0.40	1.18	0.41	0.19	0.31	0.11	0.40	0.23	0.14	0.15	0.11	0.19	0.11	0.29	0.53	63.08	
VMTD Veh-miles (Demand)	855	513	1,249	2,722	1,250	434	880	212	881	653	319	420	224	369	186	567	1,021	195,687	
VMTV Veh-miles (Volume)	855	513	1,249	2,722	1,250	434	880	212	881	653	319	420	224	369	186	567	1,021	194,441	
VHT travel (hrs)	15.41	11.15	22.06	58.40	22.39	9.81	16.11	3.77	15.40	11.59	6.70	7.59	4.06	7.28	3.17	9.81	17.74	3,921.90	
VHD delay (hrs)	3.20	3.83	4.21	19.52	4.54	3.61	3.54	0.74	2.81	2.26	2.13	1.59	0.86	2.01	0.51	1.70	3.15	1,061.19	
Space mean speed (mph)	55	46	57	47	56	44	55	56	57	56	48	55	55	51	59	58	58	50	
Segment density (veh/mi/lane)	22	33	19	32	20	35	15	19	13	20	31	25	21	17	15	13	17	27	
Segment density (pc/mi/lane)	26	38	22	37	22	40	18	22	15	23	35	28	24	19	17	15	20	32	
Tolled Express Lane	TEL-OFR			TEL-ONR			TEL-ONR			GP	GP	GP	GP	GP	GP	GP	GP	GP	TEL
Space mean speed (mph)	70	70	57	70	56	66	70	70	57	56	48	55	55	51	59	58	58	63	
Travel time per vehicle (min)	0.24	0.15	0.40	0.79	0.41	0.13	0.24	0.09	0.40	0.23	0.14	0.15	0.11	0.19	0.11	0.29	0.53	47.20	
Volume (vph)	285	285	290	328	201	201	201	201	-	-	-	-	-	-	-	-	-	15.88	
Level of Service (LOS)	A	A	A	A	A	A	A	A											

SEGMENT	1	2	3	4	5	6	7	8	9	10	11	12	13	14	15	16	17	18	19	20	21	22	23	24	25	26	27	28	
Segment Length (ft)	2,700	1,500	1,865	1,100	2,530	715	750	1,835	750	2,900	1,045	1,735	1,010	2,190	3,100	95	800	1,500	1,575	1,500	1,400	3,000	1,315	1,500	2,095	750	1,390	750	
Number of lanes	4	4	3	3	4	3	3	3	3	4	3	3	3	3	4	3	4	3	3	3	3	4	3	3	3	3	3	3	
Free Flow Speed (mph)	60	60	60	60	60	60	60	60	60	60	60	60	60	60	60	60	60	60	65	65	65	65	65	65	65	65	65	65	
Segment demand (vph)	5,479	5,479	4,178	4,977	6,460	4,990	4,990	4,137	4,948	6,433	5,037	3,839	4,739	4,739	6,129	4,969	4,969	4,969	3,558	4,649	4,649	5,808	4,866	4,866	3,816	4,528	4,528	4,528	
On-Ramp demand (vph)		1,301			1,470			853			1,396	1,198			1,160			1,411				942			1,050			1,020	
Off-Ramp demand (vph)				799	1,483				811		1,485		900		1,390						1,091		1,159				712		
Ramp-to-Ramp demand (vph)					1,130						1,245				1,011							813							
Travel time per vehicle (min)	0.70	0.29	0.48	0.24	0.72	0.17	0.18	0.47	0.17	0.78	0.24	0.43	0.22	0.63	0.85	0.03	0.20	0.34	0.35	0.31	0.38	0.73	0.38	0.32	0.48	0.16	0.30	0.16	
VMTD Veh-miles (Demand)	2,802	1,557	1,476	1,037	3,095	676	709	1,438	703	3,533	997	1,261	907	1,966	3,598	89	753	1,412	1,061	1,321	1,233	3,300	1,212	1,382	1,514	643	1,192	643	
VMTV Veh-miles (Volume)	2,802	1,557	1,476	1,037	3,095	676	709	1,438	703	3,533	997	1,261	907	1,966	3,598	89	753	1,412	1,061	1,321	1,233	3,300	1,212	1,382	1,514	643	1,192	643	
VHT travel (hrs)	63.57	26.41	33.67	20.20	77.46	13.89	14.57	32.69	13.69	83.61	20.47	27.55	17.65	49.77	86.42	2.40	16.23	28.26	20.94	24.24	29.14	70.48	30.43	26.33	30.79	11.83	22.55	12.17	
VHD delay (hrs)	16.88	0.47	9.07	2.92	25.87	2.62	2.75	8.73	1.98	24.73	3.86	6.52	2.54	17.01	26.45	0.91	3.68	4.73	4.62	3.92	10.18	19.71	11.78	5.07	7.49	1.94	4.22	2.27	
Space mean speed (mph)	44	59	44	51	40	49	49	44	51	42	49	46	51	39	42	37	46	50	51	54	42	47	40	52	49	54	53	53	
Segment density (veh/mi/lane)	31	23	32	32	39	34	34	31	32	37	34	28	31	40	36	44	27	33	23	28	37	30	41	31	26	28	29	29	
Segment density (pc/mi/lane)	36	27	37	37	45	39	39	36	37	43	40	32	35	46	41	51	31	38	27	33	42	35	47	36	30	32	33	33	
Tolled Express Lane	TEL			TEL-W				TEL-W					TEL-W					TEL-W				TEL-W							
Space mean speed (mph)	44	60	60	57	40	60	60	60	55	42	60	60	60	59	42	60	60	60	65	65	63	47	65	65	65	65	65	65	65
Travel time per vehicle (min)	0.70	0.28	0.35	0.22	0.72	0.14	0.14	0.35	0.16	0.78	0.20	0.33	0.19	0.42	0.85	0.02	0.15	0.28	0.28	0.26	0.25	0.73	0.23	0.26	0.37	0.13	0.24	0.13	
Volume (vph)	1,484	1,484	1,484	1,484	1,130	1,484	1,484	1,484	1,484	1,245	1,391	1,391	1,391	1,391	1,011	1,159	1,159	1,159	1,159	1,159	1,159	813	944	944	944	944	944	944	
Level of Service (LOS)	D	C	C	D	D	C	C	C	D	D	C	C	C	C	C	C	C	C	B	B	C	B	B	B	B	B	B	B	

4:30 PM	E	D	E	C	F	D	D	E	D	E	D	D	C	F	E	F	D	C	D	D	E	D	E	C	D	E	E	C
4:45 PM	D	C	E	C	F	D	D	E	D	E	D	D	C	F	E	F	D	C	D	D	E	E	F	C	D	E	E	C
5:00 PM	D	C	E	C	F	D	D	E	D	E	D	D	C	F	E	F	D	C	D	D	E	E	F	D	D	E	E	C
5:15 PM	D	C	E	C	F	D	D	E	D	E	D	D	C	F	E	F	D	C	D	D	E	E	F	C	D	E	E	C
5:30 PM	E	D	E	C	F	D	D	E	D	E	D	D	C	F	E	F	D	C	C	D	E	D	E	C	D	E	E	C
5:45 PM	E	D	E	C	F	D	D	E	D	F	D	D	C	F	E	F	D	C	D	D	F	E	F	D	D	E	E	D
6:00 PM	E	D	E	D	F	D	D	E	E	F	D	E	D	F	F	F	D	C	D	D	F	E	F	D	D	E	E	D
6:15 PM	E	D	E	C	F	D	D	E	D	E	D	D	C	F	E	F	D	C	D	D	E	E	F	D	D	E	E	D



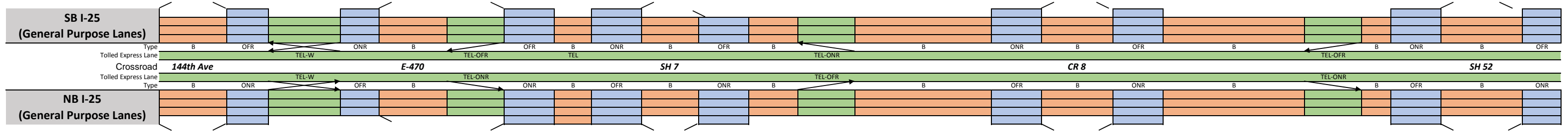
4:30 PM	E	D	F	F	F	F	F	E	F	F	F	E	D	F	F	D	F	D	F	D	F	E	F	F	E	D	D	D
4:45 PM	E	D	F	F	F	F	F	E	F	F	F	E	F	F	F	F	F	F	F	F	F	E	F	F	E	D	D	D
5:00 PM	E	D	F	F	F	F	F	F	F	F	F	E	F	F	F	F	F	F	F	F	F	E	F	F	E	D	D	D
5:15 PM	E	E	F	F	F	F	F	F	F	F	F	E	F	F	F	F	F	F	F	F	F	F	F	F	E	F	F	F
5:30 PM	F	F	F	F	F	F	F	F	F	F	F	E	F	F	F	F	F	F	F	F	F	F	F	F	E	F	F	F
5:45 PM	F	F	F	F	F	F	F	F	F	F	F	E	F	F	F	F	F	F	F	F	F	F	F	F	E	F	F	F
6:00 PM	F	F	F	F	F	F	F	F	F	F	F	E	F	F	F	F	F	F	F	F	F	F	F	F	E	F	F	F
6:15 PM	F	F	F	F	F	F	F	F	F	F	F	E	F	F	F	F	F	F	F	F	F	F	F	F	E	F	F	F

SEGMENT	1	2	3	4	5	6	7	8	9	10	11	12	13	14	15	16	17	18	19	20	21	22	23	24	25	26	27	28
Segment Length (ft)	2,700	1,100	1,875	750	2,200	170	1,500	2,180	1,350	2,450	995	1,700	1,500	1,765	3,000	310	715	1,500	1,525	1,500	1,400	3,000	1,380	1,500	2,040	1,015	1,070	745
Number of lanes	4	4	3	3	4	4	3	3	3	4	3	3	3	3	4	3	4	3	3	3	3	4	3	3	3	3	3	3
Free Flow Speed (mph)	60	60	60	60	60	60	60	60	60	60	60	60	60	60	60	60	60	60	65	65	65	65	65	65	65	65	65	65
Segment demand (vph)	6,061	6,061	4,848	5,620	7,294	5,795	5,795	4,941	5,878	7,386	6,095	5,052	5,738	5,738	7,026	5,901	5,901	5,901	4,953	5,702	5,702	6,848	5,999	5,999	4,813	5,632	5,632	5,632
On-Ramp demand (vph)				772	1,674				937	1,508			686		1,288						749		1,146			819		
Off-Ramp demand (vph)		1,213			1,499		854			1,291	1,043				1,125			948				849		1,186			1,170	
Ramp-to-Ramp demand (vph)					1,423					1,213					1,069							765						
Travel time per vehicle (min)	1.00	0.44	0.92	0.19	0.77	0.11	0.44	1.05	0.36	0.72	0.22	0.46	0.35	0.55	0.68	0.11	0.18	0.33	0.39	0.33	0.45	0.98	0.51	0.31	0.52	0.23	0.24	0.16
VMTD Veh-miles (Demand)	3,099	1,263	1,722	798	3,039	187	1,646	2,040	1,503	3,427	1,149	1,627	1,630	1,918	3,992	346	799	1,676	1,431	1,620	1,512	3,891	1,568	1,704	1,860	1,083	1,141	795
VMTV Veh-miles (Volume)	2,988	1,209	1,643	767	2,793	171	1,511	1,858	1,381	2,980	997	1,412	1,441	1,696	3,617	313	722	1,515	1,287	1,479	1,380	3,583	1,442	1,567	1,709	1,008	1,062	740
VHT travel (hrs)	96.91	42.65	70.61	17.29	85.65	10.19	38.67	78.93	32.75	77.26	19.51	33.29	29.57	46.71	72.38	9.41	16.07	29.66	29.04	28.67	38.76	103.52	47.11	28.94	38.25	19.83	20.90	13.70
VHD delay (hrs)	47.11	22.50	43.22	4.51	239.86	7.33	13.50	47.97	33.61	340.43	2.90	9.75	5.55	18.44	12.09	4.19	4.03	4.41	9.24	5.92	17.52	48.40	24.93	4.82	11.97	4.33	4.56	2.32
Space mean speed (mph)	31	28	23	44	33	17	39	24	42	39	51	42	49	36	50	33	45	51	44	52	36	35	31	54	45	51	51	54
Segment density (veh/mi/lane)	47	51	66	41	51	79	45	64	43	46	35	34	35	47	33	53	30											

SEGMENT	29	30	31	32	33	34	35	36	37	38	39	40	41	42	43	44	45	46	47	48	49	50	51		
Segment Length (ft)	2,720	1,280	3,000	1,280	3,650	2,000	750	685	750	2,535	1,500	520	2,000		7,390	1,500	2,750	1,500		7,610	2,000	295	1,500	3,030	1,500
Number of lanes	3	3	4	3	3	4	3	3	3	3	3	3	4		3	3	3	3		3	4	3	3	3	3
Free Flow Speed (mph)	65	65	65	65	70	70	70	70	70	70	70	70	70		70	70	70	70		70	70	70	70	70	70
Segment demand (vph)	3,508	4,085	5,029	4,158	3,914	4,788	4,805	4,805	4,805	3,485	4,407	4,407	4,881		4,106	4,106	3,531	3,838		3,838	4,620	3,957	3,957	2,949	3,229
On-Ramp demand (vph)			871	244			471			1,320						775					663			1,008	
Off-Ramp demand (vph)		577	944				874	488				922									782				280
Ramp-to-Ramp demand (vph)			809				471						474								663				
Travel time per vehicle (min)	0.61	0.26	0.63	0.27	0.80	0.43	0.14	0.18	0.15	0.53	0.29	0.12	0.42		1.67	0.30	0.57	0.29		1.65	0.41	0.07	0.29	0.60	0.29
VMTD Veh-miles (Demand)	1,807	990	2,857	1,008	2,706	1,814	683	623	683	1,673	1,252	434	1,849		5,747	1,166	1,839	1,090		5,532	1,750	221	1,124	1,692	917
VMTV Veh-miles (Volume)	1,807	990	2,857	1,008	2,706	1,814	683	623	683	1,673	1,252	434	1,849		5,747	1,166	1,839	1,090		5,532	1,750	221	1,124	1,692	917
VHT travel (hrs)	35.44	17.88	52.54	18.85	51.99	34.33	11.60	14.54	12.35	30.50	21.54	9.13	34.51		114.04	20.20	33.83	18.36		105.70	31.42	4.30	19.28	29.53	15.42
VHD delay (hrs)	7.64	2.64	8.58	3.35	13.34	8.42	1.85	5.64	2.60	6.60	3.66	2.93	8.09		31.94	3.54	7.56	2.79		26.68	6.42	1.14	3.22	5.35	2.31
Space mean speed (mph)	51	55	54	53	52	53	59	43	55	55	58	48	54		50	58	54	59		52	56	51	58	57	60
Segment density (veh/mi/lane)	23	25	23	26	25	22	27	37	29	21	25	31	22		27	24	22	22		24	20	26	23	17	18
Segment density (pc/mi/lane)	26	28	26	30	29	26	31	43	33	24	29	36	26		31	27	25	25		28	23	30	26	20	21

Tolled Express Lane	TEL-W					TEL-OFR					TEL					TEL-ONR					TEL-OFR				
Space mean speed (mph)	65	64	54	66	70	53	62	43	70	70	69	63	54		70	70	70	70		70	56	70	70	70	69
Travel time per vehicle (min)	0.48	0.23	0.63	0.22	0.59	0.43	0.14	0.18	0.12	0.41	0.25	0.09	0.42		1.20	0.24	0.45	0.24		1.24	0.41	0.05	0.24	0.49	0.25
Volume (vph)	944	944	809	874	874	471	474	474	474	474	474	474	474		782	782	782	782		782	663	656	656	656	656
Level of Service (LOS)	B	B	B	B	B	A	A	B	A	A	A	A	A		B	B	B	B		B	A	A	A	A	A

4:30 PM	C	C	C	C	C	C	C	E	C	C	C	D	C		D	B	C	B		C	C	B	B	B	B
4:45 PM	C	C	C	C	D	C	C	E	D	C	C	D	C		D	B	C	B		C	C	B	C	B	B
5:00 PM	D	C	C	C	D	C	C	E	D	C	C	D	C		D	C	C	B		C	C	B	B	B	B
5:15 PM	C	C	C	C	D	C	C	E	D	C	C	D	C		D	C	C	B		C	C	B	C	B	B
5:30 PM	C	C	C	C	D	C	C	E	D	C	C	D	C		D	C	C	B		C	C	B	C	B	B
5:45 PM	D	C	D	C	D	C	D	F	D	C	C	D	C		D	C	C	B		D	C	D	B	C	B
6:00 PM	D	C	D	C	D	C	D	F	D	C	C	D	C		D	C	C	B		D	C	D	B	C	B
6:15 PM	D	C	D	C	D	C	D	F	D	C	C	D	C		D	C	C	B		D	C	D	B	C	B



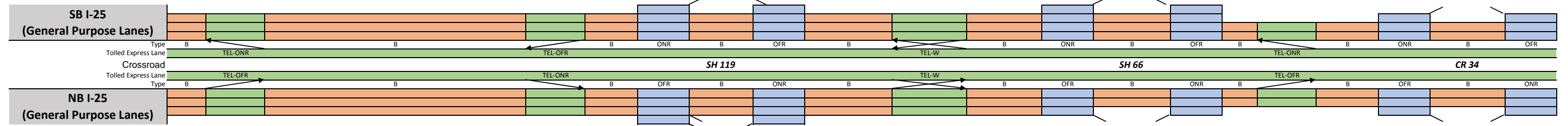
4:30 PM	D	C	D	D	D	C	C	D	C	D	C	F	F	D		E	D	D	C		D	E	C	C	B
4:45 PM	D	C	D	D	E	C	D	D	C	D	D	F	F	D		F	D	D	C		F	F	D	D	B
5:00 PM	D	C	D	D	E	D	D	D	C	D	D	F	F	D		F	D	E	C		F	F	D	D	B
5:15 PM	D	C	D	D	E	D	D	D	C	D	D	F	F	D		F	D	E	C		F	F	D	D	C
5:30 PM	D	C	E	D	E	C	D	D	C	D	D	F	F	D		F	D	E	C		F	F	D	D	C
5:45 PM	E	D	E	F	E	D	F	D	F	C	F	F	E		F	F	E	C		F	E	F	F	E	C
6:00 PM	D	C	E	F	E	D	F	D	F	C	F	F	E		F	F	D	C		F	D	F	D	E	C
6:15 PM	D	C	E	D	E	C	F	D	F	C	F	F	E		F	D	D	C		F	D	F	D	D	C

SEGMENT	29	30	31	32	33	34	35	36	37	38	39	40	41	42	43	44	45	46	47	48	49	50	51		
Segment Length (ft)	2,714	935	2,976	750	2,725	2,000	1,500	645	1,500	2,005	1,500	1,470	2,000		7,240	1,500	2,955	1,500		7,555	2,000	155	1,500	3,580	750
Number of lanes	3	3	4	3	3	4	3	4	3	3	3	3	4		3	3	3	3		3	4	3	3	3	3
Free Flow Speed (mph)	65	65	65	65	70	70	70	70	70	70	70	70	70		70	70	70	70		70	70	70	70	70	70
Segment demand (vph)	4,462	5,073	5,930	5,306	4,825	5,460	5,589	5,589	5,589	4,596	6,082	6,082	6,549		5,570	5,570	4,763	5,227		5,227	6,209	5,369	5,369	4,195	4,652
On-Ramp demand (vph)		611	857			635	608				1,486		467								982				457
Off-Ramp demand (vph)			624	481		479			993				979			807					840			1,174	
Ramp-to-Ramp demand (vph)			558			479							467								840				
Travel time per vehicle (min)	0.66	0.20	0.71	0.15	0.68	0.42	0.32	0.14	0.30	0.43	0.32	0.58	0.45		2.20	0.29	0.71	0.30		2.40	0.43	0.05	0.30	0.82	0.15
VMTD Veh-miles (Demand)	2,294	898	3,342	754	2,490	2,068	1,588	683	1,588	1,745	1,728	1,693	2,481		7,638	1,582	2,666	1,485		7,479	2,352	158	1,525	2,844	661
VMTV Veh-miles (Volume)	2,132	843	3,165	713	2,356	1,970	1,519	653	1,519	1,667	1,597	1,565	2,307		7,104	1,472	2,477	1,389		7,479	2,348	157	1,522	2,838	660
VHT travel (hrs)	45.44	16.00	66.68	12.92	51.40	36.32	28.45	12.75	26.32	31.55	30.01	54.35	46.18		190.15	25.29	52.19	24.63		209.11	44.63	4.71	26.53	57.44	11.49
VHD delay (hrs)	12.64	3.03	17.99	1.95	17.74	8.18	6.75	3.41	4.61	7.73	87.83	31.99	13.22		88.67	4.26	16.80	4.78		102.26	11.09	2.46	4.79	16.90	2.07
Space mean speed (mph)	47	53	47	55	46	54	53	51	58	53	53	29	50		37	58	47	56		36	53	33	57	49	57
Segment density (veh/mi/lane)	29	30	31	30	33	25	36	26	31	27	35	65	32		46	30	31	29		49	29	53	31	28	27
Segment density (pc/mi/lane)	34	35	35	35	38	29	42	30	36	32	40	75	37		53	34	36	33		56	33	62	36	32	31
Tolled Express Lane	TEL-W					TEL-ONR					TEL-OFR					TEL-ONR									
Space mean speed (mph)	65	65	47	60	70	54	69	70	70	70	70	70	50		70	70	70	70		70	53	56	69	70	70
Travel time per vehicle (min)	0.47	0.16	0.71	0.14	0.44	0.42	0.25	0.11	0.24	0.33	0.24	0.24	0.45		1.18	0.24	0.48	0.24		1.23	0.43	0.03	0.25	0.58	0.12
Volume (vph)	850	850	558	623	623	479	479	479	479	479	479	479	467		980	980	980	980		980	840	840	840	840	840
Level of Service (LOS)	B	B	B	A	A	A	A	A	A	A	A	A	A		B	B	B	B		B	B	B	B	B	B

SEGMENT	52	53	54	55	56	57	58	59	60	61	62	63	64	65	66	67	68	69	70	71	
Segment Length (ft)	400	2,000		14,995	2,000	745	750	4,315	1,500	3,500	3,000	3,240	1,500	2,995	1,500	490	2,000	2,280	1,500	2,995	1,500
Number of lanes	3	4		3	4	3	3	3	3	3	4	3	3	3	3	2	3	2	2	2	2
Free Flow Speed (mph)	70	70		70	70	70	70	70	70	70	70	70	70	70	70	70	70	70	70	70	70
Segment demand (vph)	3,229	3,885		3,189	3,885	3,354	3,354	2,229	2,812	2,812	3,347	2,843	2,843	2,242	2,940	2,940	3,445	2,745	2,745	2,396	2,549
On-Ramp demand (vph)		696			531		1,125				504		601				700		349		
Off-Ramp demand (vph)		656			696				583		535				698		505				153
Ramp-to-Ramp demand (vph)		656			531						414					505					
Travel time per vehicle (min)	0.08	0.40		3.03	0.40	0.15	0.15	0.82	0.29	0.69	0.60	0.64	0.29	0.57	0.29	0.12	0.41	0.52	0.30	0.63	0.30
VMTD Veh-miles (Demand)	245	1,472		9,057	1,472	473	476	1,822	799	1,864	1,902	1,745	808	1,272	835	273	1,305	1,185	780	1,359	724
VMTV Veh-miles (Volume)	245	1,472		9,057	1,472	473	476	1,822	799	1,864	1,902	1,745	808	1,272	835	273	1,305	1,185	780	1,359	724
VHT travel (hrs)	4.37	25.65		161.15	26.16	8.55	8.20	30.45	13.61	32.13	33.59	30.14	13.73	21.26	14.29	5.75	23.67	23.61	13.91	25.14	12.84
VHD delay (hrs)	0.87	4.63		31.77	5.14	1.79	1.40	4.42	2.20	5.50	6.43	5.22	2.20	3.09	2.36	1.86	5.02	6.68	2.77	5.72	2.49
Space mean speed (mph)	56	57		56	56	55	58	60	59	58	57	58	59	60	58	47	55	50	56	54	56
Segment density (veh/mi/lane)	19	17		19	17	20	19	12	16	16	15	16	16	12	17	31	20	27	21	22	21
Segment density (pc/mi/lane)	22	19		22	20	23	22	14	18	19	17	19	19	14	19	36	23	31	24	25	24

Tolled Express Lane	TEL-ONR	TEL-OFR	TEL-W	TEL-ONR
Space mean speed (mph)	63	57	70	70
Travel time per vehicle (min)	0.07	0.40	2.43	0.40
Volume (vph)	656	656	695	531
Level of Service (LOS)	A	B	A	A

4:30 PM	C	B	C	B	C	B	B	B	B	B	B	B	B	B	D	C	C	B	C	B
4:45 PM	C	B	C	B	C	B	B	B	B	B	B	B	B	B	D	C	D	C	C	C
5:00 PM	C	B	B	B	C	B	B	B	B	B	B	B	B	B	D	C	D	C	C	C
5:15 PM	C	C	C	C	C	C	C	C	C	C	C	C	C	C	E	C	D	C	C	C
5:30 PM	C	B	C	B	C	C	B	B	B	B	C	B	B	B	D	C	D	C	C	C
5:45 PM	C	C	C	C	D	C	B	B	C	B	C	B	B	B	E	C	E	C	D	C
6:00 PM	C	B	C	C	C	C	B	B	C	B	C	B	B	B	E	C	E	C	C	C
6:15 PM	C	B	C	B	C	B	B	B	B	B	B	B	B	B	D	B	C	C	C	B



4:30 PM	D	C	D	C	D	B	B	B	C	C	C	C	D	C	F	C	E	D	D	C
4:45 PM	E	C	D	C	E	B	C	C	D	C	D	C	F	F	F	D	F	D	E	D
5:00 PM	D	C	D	C	E	B	C	C	D	C	D	E	F	F	F	D	F	D	D	C
5:15 PM	E	C	E	D	E	C	C	C	D	C	D	F	F	F	F	D	F	F	D	C
5:30 PM	E	D	E	D	E	C	C	C	D	C	C	F	F	F	F	D	F	F	D	C
5:45 PM	F	D	F	D	F	C	C	C	E	F	F	F	F	F	F	D	F	F	E	D
6:00 PM	E	D	E	D	F	C	C	C	C	F	F	F	F	F	F	D	F	F	D	C
6:15 PM	E	D	E	D	E	C	C	C	F	F	F	F	F	F	F	D	F	F	D	C

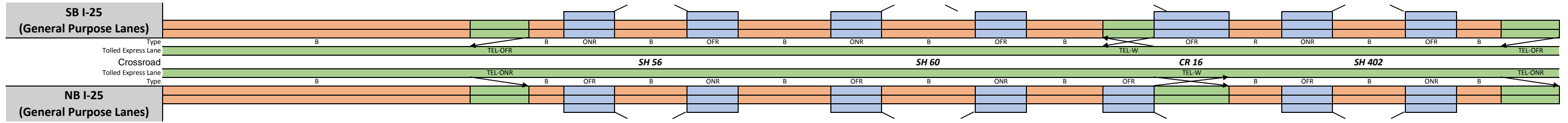
SEGMENT	52	53	54	55	56	57	58	59	60	61	62	63	64	65	66	67	68	69	70	71	
Segment Length (ft)	735	2,000		15,000	2,000	1,635	1,500	2,325	1,500	3,850	3,000	3,040	1,500	3,185	1,500	500	2,000	2,245	1,500	3,035	1,500
Number of lanes	3	4		3	4	3	3	3	3	3	4	3	3	2	2	2	3	2	2	2	2
Free Flow Speed (mph)	70	70		70	70	70	70	70	70	70	70	70	70	70	70	70	70	70	70	70	70
Segment demand (vph)	4,652	5,494		4,608	5,494	4,825	4,825	3,279	4,144	4,144	4,808	4,311	4,311	3,520	4,031	4,031	4,528	3,886	3,886	3,078	3,211
On-Ramp demand (vph)		842			886				865		664				511		497				133
Off-Ramp demand (vph)		886			669		1,546				497		791				642		808		
Ramp-to-Ramp demand (vph)		842			669						461						497				
Travel time per vehicle (min)	0.19	0.41		3.78	0.42	0.44	0.30	0.47	0.30	0.87	0.78	1.30	0.92	1.55	0.32	0.20	0.42	0.80	0.31	0.71	0.31
VMTD Veh-miles (Demand)	648	2,081		13,091	2,081	1,494	1,371	1,444	1,177	3,022	2,732	2,482	1,225	2,123	1,145	382	1,715	1,652	1,104	1,769	912
VMTV Veh-miles (Volume)	646	2,078		13,069	2,078	1,492	1,369	1,442	1,176	3,018	2,649	2,336	1,137	1,958	1,067	356	1,611	1,551	1,036	1,657	857
VHT travel (hrs)	14.51	37.66		290.02	38.69	35.43	24.15	25.79	20.55	60.29	60.36	88.09	61.55	84.02	20.28	12.46	30.05	48.46	18.81	34.20	15.56
VHD delay (hrs)	5.28	7.98		103.31	9.01	14.11	4.60	5.19	3.75	17.17	25.96	54.72	45.31	56.05	5.04	7.38	7.03	26.31	4.01	10.53	3.32
Space mean speed (mph)	45	55		45	54	42	57	56	57	50	44	27	18	23	53	29	54	32	55	48	55
Segment density (veh/mi/lane)	35	24		34	25	38	28	20	24	28	26	51	72	70	27	66	28	57	30	30	24
Segment density (pc/mi/lane)	40	28		39	29	44	33	22	28	32	30	59	83	80	31	76	32	66	35	34	28

Tolled Express Lane	TEL-OFR	TEL-ONR	TEL-W	TEL-OFR
Space mean speed (mph)	70	55	70	70
Travel time per vehicle (min)	0.12	0.41	2.44	0.42
Volume (vph)	840	842	885	669
Level of Service (LOS)	B	B	B	A

SEGMENT	72	73	74	75	76	77	78	79	80	81	82	83	84	85	86	87	88	89	90
Segment Length (ft)	18,155	2,000	425	1,500	3,020	1,500	4,340	1,500	3,245	1,500	5,790	3,075	750	895	1,165	2,870	750	705	2,000
Number of lanes	2	3	2	2	2	2	2	2	2	2	2	3	2	2	2	2	2	2	3
Free Flow Speed (mph)	70	70	70	70	70	70	70	70	70	70	70	70	70	70	70	70	70	70	70
Segment demand (vph)	2,549	3,252	2,592	2,592	2,207	2,984	2,984	2,984	2,677	3,223	3,223	3,880	3,694	3,694	3,694	2,990	3,840	3,840	5,044
On-Ramp demand (vph)		660		385				307				1,200			704				1,085
Off-Ramp demand (vph)		703				777				546		657	1,014				850		1,204
Ramp-to-Ramp demand (vph)		660										577							1,085
Travel time per vehicle (min)	3.92	0.40	0.09	0.31	0.61	0.31	1.03	0.31	0.71	0.31	1.50	0.69	0.16	0.19	0.25	0.67	0.16	0.26	0.43
VMTD Veh-miles (Demand)	8,765	1,232	209	736	1,262	848	2,453	848	1,645	916	3,534	2,260	525	626	815	1,625	545	513	1,911
VMTV Veh-miles (Volume)	8,765	1,213	205	723	1,235	829	2,399	829	1,605	893	3,447	2,206	507	605	788	1,559	523	492	1,834
VHT travel (hrs)	166.72	21.36	3.89	13.03	21.98	15.05	50.17	14.86	30.90	16.07	78.70	43.34	9.29	11.33	14.74	32.00	9.52	15.98	34.59
VHD delay (hrs)	41.51	4.03	0.96	2.70	4.34	3.21	15.89	3.01	7.97	3.31	29.45	11.82	2.04	2.68	3.48	9.74	2.04	8.95	8.39
Space mean speed (mph)	53	57	53	55	56	55	48	56	52	56	44	51	55	53	53	49	55	31	53
Segment density (veh/mi/lane)	24	19	24	22	19	22	31	22	25	26	36	25	29	31	26	29	31	60	31
Segment density (pc/mi/lane)	28	21	28	26	22	26	35	25	29	30	41	29	34	36	30	34	36	69	35

Tolled Express Lane		TEL-OFR										TEL-W						TEL-OFR	
Space mean speed (mph)	70	57	70	70	70	70	70	70	70	70	70	70	51	70	70	70	68	65	53
Travel time per vehicle (min)	2.95	0.40	0.07	0.24	0.49	0.24	0.70	0.24	0.53	0.24	0.94	0.69	0.12	0.15	0.19	0.47	0.12	0.12	0.43
Volume (vph)	703	660	657	657	657	657	657	657	657	657	657	577	1,203	1,203	1,203	1,203	1,203	1,203	1,085
Level of Service (LOS)	A	B	A	A	A	A	A	A	A	A	A	A	B	B	B	B	B	C	C

4:30 PM	C	B	C	C	C	C	D	C	D	C	D	C	D	D	C	D	D	F	D
4:45 PM	C	C	C	C	C	C	D	C	D	C	D	C	D	D	C	D	D	F	D
5:00 PM	C	C	C	C	C	C	E	C	D	D	E	D	D	D	D	D	D	F	D
5:15 PM	D	C	D	C	C	C	D	C	D	D	E	D	D	D	D	D	D	F	E
5:30 PM	D	C	D	C	C	C	D	C	D	D	E	C	F	F	F	E	F	F	E
5:45 PM	D	C	D	C	C	C	E	C	D	D	F	D	F	F	F	D	F	F	E
6:00 PM	C	B	C	C	C	C	D	C	D	D	E	C	D	D	D	D	F	F	E
6:15 PM	C	B	C	C	C	C	D	C	C	D	E	C	D	D	D	D	E	F	D



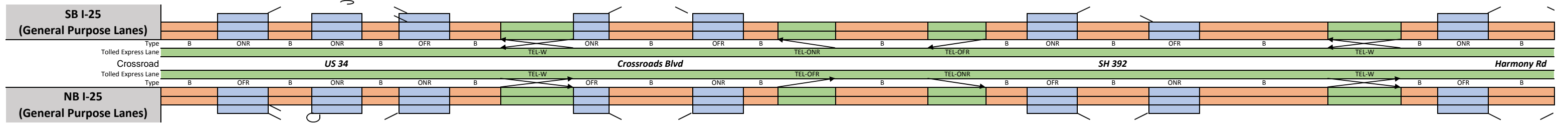
4:30 PM	D	C	D	C	C	C	D	C	D	C	E	D	B	D	C	C	C	D	C
4:45 PM	E	C	F	D	E	D	F	D	E	D	F	D	C	E	D	D	D	F	C
5:00 PM	E	C	E	D	D	D	F	D	E	D	F	D	C	D	C	C	C	E	C
5:15 PM	E	C	E	D	D	D	F	D	E	D	F	D	C	E	D	D	D	F	C
5:30 PM	E	C	E	D	D	D	F	D	E	D	F	D	C	E	D	D	D	F	C
5:45 PM	F	D	F	E	E	F	F	F	E	F	F	F	C	F	D	D	D	F	D
6:00 PM	E	C	E	D	C	D	F	D	D	D	F	D	B	D	C	D	D	F	C
6:15 PM	E	C	F	D	D	D	F	D	E	D	F	D	B	D	C	C	C	D	C

SEGMENT	72	73	74	75	76	77	78	79	80	81	82	83	84	85	86	87	88	89	90
Segment Length (ft)	18,150	2,000	500	1,500	2,890	1,500	4,225	1,500	4,255	1,500	3,160	1,500	3,095	1,610	1,500	2,930	1,500	1,095	2,000
Number of lanes	2	3	2	2	2	2	2	2	2	2	2	2	3	2	2	2	2	2	2
Free Flow Speed (mph)	70	70	70	70	70	70	70	70	70	70	70	70	70	70	70	70	70	70	70
Segment demand (vph)	3,211	3,854	3,312	3,312	2,912	3,489	3,489	3,489	3,170	3,543	3,543	3,543	3,562	3,009	3,009	2,560	3,330	3,330	3,880
On-Ramp demand (vph)		643				577				373				543			770		550
Off-Ramp demand (vph)		542		400				319				524		553		449			467
Ramp-to-Ramp demand (vph)		542												468					467
Travel time per vehicle (min)	4.93	0.41	0.14	0.31	0.66	0.32	1.35	0.30	1.05	0.32	1.04	0.31	0.56	0.40	0.31	0.64	0.32	0.32	0.41
VMTD Veh-miles (Demand)	11,038	1,460	314	941	1,594	991	2,792	991	2,555	1,007	2,120	1,007	2,088	918	855	1,421	946	691	1,470
VMTV Veh-miles (Volume)	11,038	1,460	314	941	1,587	988	2,782	988	2,532	999	2,104	999	2,074	911	849	1,411	941	687	1,463
VHT travel (hrs)	263.91	26.46	7.94	16.84	32.02	18.62	78.49	17.62	55.12	18.76	60.81	17.96	33.13	19.85	15.22	26.99	17.45	17.72	26.48
VHD delay (hrs)	106.22	5.60	3.46	3.40	9.34	4.51	38.74	3.51	18.95	4.49	30.75	3.69	3.50	6.84	3.09	6.84	4.01	7.91	5.58
Space mean speed (mph)	42	55	40	56	50	53	35	56	46	53	35	56	63	46	56	52	54	39	55
Segment density (veh/mi/lane)	38	23	42	29	29	28	49	29	34	27	51	29	19	33	25	24	26	43	23
Segment density (pc/mi/lane)	44	26	48	33	34	32	56	33	39	31	58	34	21	37	29	28	29	49	27

Tolled Express Lane		TEL-ONR										TEL-W						TEL-ONR	
Space mean speed (mph)	70	55	63	69	70	70	70	70	70	70	70	70	63	69	70	70	70	70	55
Travel time per vehicle (min)	2.95	0.41	0.09	0.25	0.47	0.24	0.69	0.24	0.69	0.24	0.51	0.24	0.56	0.26	0.24	0.48	0.24	0.18	0.41
Volume (vph)	642	542	542	542	542	542	542	542	542	542	542	542	468	553	553	553	553	553	467
Level of Service (LOS)	A	A	A	A	A	A	A	A	A	A	A	A	A	A	A	A	A	A	A

SEGMENT	91	92	93	94	95	96	97	98	99	100	101	102	103	104	105	106	107	108	109	110	111	112	113	114																								
Segment Length (ft)	2,640	1,500	405	755	1,250	1,500	1,435	3,000	1,500	3,480	1,500	700	2,000	4,255	2,000	460	1,500	3,240	1,500	6,730	3,000	455	1,500	3,025																								
Number of lanes	2	2	2	2	2	2	2	3	2	2	2	2	3	2	3	2	2	2	2	2	3	2	2	2																								
Free Flow Speed (mph)	70	70	70	70	70	70	70	70	70	70	70	70	70	70	70	70	70	70	70	70	70	70	70	70																								
Segment demand (vph)	3,959	3,959	3,212	3,212	2,765	3,795	3,795	4,875	3,572	2,600	3,470	3,470	4,757	3,321	4,756	3,509	3,509	2,680	3,474	3,474	4,721	3,788	3,788	2,379																								
On-Ramp demand (vph)		747		447				1,303	972				1,436		1,247	3,509	829				933		1,409																									
Off-Ramp demand (vph)						1,030		1,080			870		1,287		1,435				794																													
Ramp-to-Ramp demand (vph)								932					1,287		1,247						918																											
Travel time per vehicle (min)	1.05	0.33	0.22	0.35	0.74	0.41	0.46	0.75	0.32	0.76	0.31	0.22	0.43	1.20	0.43	0.14	0.32	0.71	0.31		1.96	0.66	0.17	0.32	0.63																							
VMTD Veh-miles (Demand)	1,980	1,125	246	459	655	1,078	1,031	2,770	1,015	1,714	986	460	1,802	2,676	1,802	306	997	1,645	987		4,428	2,682	326	1,076	1,363																							
VMTV Veh-miles (Volume)	1,878	1,067	231	431	612	1,022	980	2,639	1,015	1,714	986	460	1,802	2,676	1,791	303	989	1,628	977		4,384	2,656	322	1,063	1,363																							
VHT travel (hrs)	65.80	20.46	11.11	17.74	31.70	24.47	27.67	57.78	19.28	32.98	17.97	12.64	33.79	66.45	33.76	7.98	18.32	31.22	17.76		112.25	51.19	10.48	20.16	24.83																							
VHD delay (hrs)	38.97	5.21	7.81	11.57	22.96	9.87	13.67	71.93	7.44	8.50	3.89	6.07	8.04	28.22	8.17	3.64	4.18	7.96	3.80		49.62	13.25	5.87	16.73	5.36																							
Space mean speed (mph)	29	52	21	24	19	42	35	46	53	52	55	36	53	40	53	38	54	52	55		39	52	31	53	55																							
Segment density (veh/mi/lane)	66	28	72	62	67	41	51	34	28	25	28	48	29	41	29	46	25	25	31		44	30	61	26	22																							
Segment density (pc/mi/lane)	76	32	83	71	77	47	59	39	32	29	32	55	33	47	33	52	29	29	36		50	34	70	30	25																							
Tolled Express Lane	<table border="0" style="width:100%; text-align:center;"> <tr> <td colspan="7">TEL-W</td> <td colspan="7">TEL-ONR</td> <td colspan="7">TEL-OFR</td> <td colspan="3">TEL-W</td> </tr> </table>																								TEL-W							TEL-ONR							TEL-OFR							TEL-W		
TEL-W							TEL-ONR							TEL-OFR							TEL-W																											
Space mean speed (mph)	70	70	70	70	70	70	68	46	70	70	70	65	53	70	53	70	70	70	70	70	70	52	70	70	70																							
Travel time per vehicle (min)	0.43	0.24	0.07	0.12	0.20	0.24	0.24	0.75	0.24	0.56	0.25	0.12	0.43	0.69	0.43	0.07	0.24	0.53	0.24		1.09	0.66	0.07	0.24	0.49																							
Volume (vph)	1,081	1,081	1,081	1,081	1,081	1,081	1,081	932	1,287	1,287	1,287	1,287	1,287	1,435	1,247	1,246	1,246	1,246	1,246		1,246	918	927	927	927																							
Level of Service (LOS)	B	B	B	B	B	B	B	C	C	C	C	C	C	C	C	B	B	B	B	B	B	B	B	B	B																							

4:30 PM	F	D	D	C	D	C	F	D	D	C	D	E	D	E	D	F	C	C	D	E	D	F	C	C
4:45 PM	F	D	D	C	C	C	F	D	D	C	D	F	D	E	D	F	D	D	E	F	D	F	F	C
5:00 PM	F	F	F	D	D	C	F	D	D	D	D	F	D	E	D	F	D	D	D	F	D	F	D	C
5:15 PM	F	F	F	F	F	C	F	D	D	D	D	F	D	E	D	F	D	D	E	F	D	F	D	C
5:30 PM	F	F	F	F	F	F	F	F	F	D	D	F	D	F	D	F	D	D	E	F	D	F	F	C
5:45 PM	F	F	F	F	F	F	F	E	D	D	D	F	D	F	D	F	D	D	E	F	E	F	F	D
6:00 PM	F	F	F	F	F	F	F	F	D	D	D	F	D	F	D	F	D	D	E	F	E	F	F	D
6:15 PM	F	F	F	F	F	F	F	F	E	D	D	F	D	F	D	F	C	D	E	F	E	F	F	D

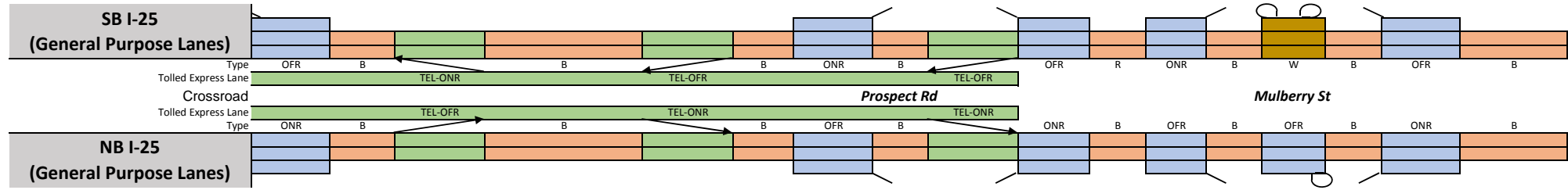


4:30 PM	D	C	C	B	C	C	F	C	D	C	C	E	C	E	C	E	D	C	C	E	C	E	D	C
4:45 PM	F	C	D	C	D	D	F	D	D	D	C	F	D	F	D	F	D	D	D	F	D	F	D	D
5:00 PM	E	C	C	B	D	D	F	D	D	D	C	F	C	E	C	F	D	C	C	E	C	F	D	C
5:15 PM	F	C	D	C	D	D	F	D	D	D	C	F	D	F	D	F	D	D	C	E	C	F	D	C
5:30 PM	F	C	D	C	D	D	F	D	D	C	C	F	D	E	C	E	D	D	C	E	D	F	D	C
5:45 PM	F	F	F	F	F	F	F	E	F	D	F	F	D	F	E	F	F	E	D	F	E	F	F	D
6:00 PM	D	F	F	F	F	D	F	D	D	D	D	F	D	F	D	F	D	D	D	F	F	F	D	C
6:15 PM	E	C	D	F	F	D	F	D	D	C	C	E	C	D	C	E	C	C	C	D	C	E	D	B

SEGMENT	91	92	93	94	95	96	97	98	99	100	101	102	103	104	105	106	107	108	109	110	111	112	113	114																								
Segment Length (ft)	1,925	1,500	1,050	1,500	600	1,500	1,545	3,000	540	3,680	1,500	500	2,000	4,255	2,000	900	1,500	2,900	1,500	6,630	3,000	600	1,500	2,565																								
Number of lanes	2	2	2	2	2	2	2	3	2	2	2	2	3	2	3	2	2	2	2	2	3	2	2	2																								
Free Flow Speed (mph)	70	70	70	70	70	70	70	70	70	70	70	70	70	70	70	70	70	70	70	70	70	70	70	70																								
Segment demand (vph)	3,413	3,413	2,514	2,880	2,880	3,804	3,804	4,268	3,466	2,595	3,462	3,462	4,261	3,337	4,262	3,433	3,433	2,607	3,275	3,275	4,096	3,478	3,478	2,260																								
On-Ramp demand (vph)				366		924		464	871		867		924		925						821																											
Off-Ramp demand (vph)		899						802	871				924		829		826				618		1,218																									
Ramp-to-Ramp demand (vph)								342					799		829						606																											
Travel time per vehicle (min)	0.51	0.33	0.28	0.42	0.19	0.32	0.58	0.67	0.11	0.79	0.31	0.15	0.42	1.26	0.42	0.28	0.31	0.64	0.31		1.89	0.67	0.19	0.31	0.53																							
VMTD Veh-miles (Demand)	1,244	970	500	818	327	1,081	1,113	2,425	354	1,809	984	328	1,614	2,689	1,614	585	975	1,432	930		4,112	2,327	395	988	1,098																							
VMTV Veh-miles (Volume)	1,235	958	487	791	315	1,050	1,082	2,364	346	1,762	964	321	1,589	2,689	1,611	583	972	1,428	928		4,103	2,304	391	977	1,084																							
VHT travel (hrs)	28.98	18.66	11.61	19.59	8.98	19.99	35.65	46.52	6.30	33.31	17.64	8.36	29.26	69.95	30.00	16.02	17.70	27.63	17.00		102.92	45.36	10.80	18.05	19.66																							
VHD delay (hrs)	11.34	4.98	4.65	8.29	4.48	4.99	20.19	12.75	1.36	8.14	3.86	3.77	6.56	31.53	6.99	7.68	3.81	7.23	3.73		44.31	12.45	5.22	4.09	4.16																							
Space mean speed (mph)	43	51	42	40	35	53	30	51	55	53	55	38	54	38	54	36	55	52	55		40	51	36	54	55																							
Segment density (veh/mi/lane)	40	27	29	30	40	27	61	28	28	24	24	44	26	43	26	47	28	25	24		41	26	48	27	20																							
Segment density (pc/mi/lane)	46	31	34	34	45	31	70	32	32	27	27	51	29	50	30	54	32	29	27		47	30	55	32	23																							
Tolled Express Lane	<table border="0" style="width:100%; text-align:center;"> <tr> <td colspan="7">TEL-W</td> <td colspan="7">TEL-OFR</td> <td colspan="7">TEL-ONR</td> <td colspan="3">TEL-W</td> </tr> </table>																								TEL-W							TEL-OFR							TEL-ONR							TEL-W		
TEL-W							TEL-OFR							TEL-ONR							TEL-W																											
Space mean speed (mph)	69	70	70	70	70	70	70	51	62	70	70	70	54	70	54	66	70	70	70	70	70	51	63	69	70																							
Travel time per vehicle (min)	0.32	0.24	0.17	0.24	0.10	0.24	0.25	0.67	0.10	0.60	0.24	0.08	0.42	0.69	0.42	0.15	0.24	0.47	0.24		1.08	0.67	0.11	0.25	0.42																							
Volume (vph)	467	467	467	467	467	467	467	342	802	802	802	802	799	924	829	829	829	829	829		829	606	618	618	618																							
Level of Service (LOS)	A	A	A	A	A	A	A	A	B	B	B	B	B	B	B	B	B	B	B	B	B	B	A	A	A																							

SEGMENT	115	116	117	118	119	120	121	122	123	124	125	126	127	128	129	130	131		
Segment Length (ft)	1,500	500	2,000	4,840	2,000	500	1,500	535	2,000	775	715	1,160	700	420	750	1,500	2,700	276,955	
Number of lanes	2	2	3	2	3	2	2	2	3	2	2	2	2	3	2	2	2	2	
Free Flow Speed (mph)	70	70	70	70	70	70	70	70	70	70	70	70	70	70	70	70	70	70	
Segment demand (vph)	3,127	3,127	4,054	3,101	4,053	3,392	3,392	2,354	3,006	3,199	3,199	3,199	2,681	2,751	1,860	2,041	2,041		
On-Ramp demand (vph)			953		661		1,038					518		891					
Off-Ramp demand (vph)	748		927		952				652	193				70		181			
Ramp-to-Ramp demand (vph)			927		661									1					
Travel time per vehicle (min)	0.31	0.12	0.41	1.20	0.43	0.14	0.32	0.11	0.43	0.16	0.15	0.24	0.15	0.10	0.15	0.30	0.54	63.05	
VMTD Veh-miles (Demand)	888	296	1,536	2,843	1,535	321	964	239	1,139	470	433	703	355	219	264	580	1,044	189,535	
VMTV Veh-miles (Volume)	888	296	1,536	2,843	1,535	321	964	239	1,139	470	433	703	355	219	264	580	1,044	188,308	
VHT travel (hrs)	16.12	6.51	27.63	61.91	28.76	8.01	17.97	4.33	21.36	8.34	7.80	12.65	6.57	4.37	4.55	10.29	18.31	3,809.64	
VHD delay (hrs)	3.43	2.28	5.70	21.30	6.83	3.42	4.21	0.92	5.09	1.63	1.61	2.61	1.49	1.25	0.77	2.01	3.40	1,096.94	
Space mean speed (mph)	55	45	56	46	53	40	54	55	53	56	56	56	54	50	58	56	57	49	
Segment density (veh/mi/lane)	24	34	24	34	25	42	27	21	18	25	26	23	25	18	16	17	18	26	
Segment density (pc/mi/lane)	28	39	27	39	28	48	31	24	20	28	29	26	27	20	18	20	21	30	
Tolled Express Lane	TEL-ONR			TEL-OFR			TEL-OFR			GP	GP	GP	GP	GP	GP	GP	GP	GP	TEL
Space mean speed (mph)	69	64	56	70	53	70	69	63	53	56	56	56	54	50	58	56	57	64	
Travel time per vehicle (min)	0.25	0.09	0.41	0.79	0.43	0.08	0.25	0.10	0.43	0.16	0.15	0.24	0.15	0.10	0.15	0.30	0.54	47.97	
Volume (vph)	927	927	927	951	661	652	652	652	-	-	-	-	-	-	-	-	-	15.09	
Level of Service (LOS)	B	B	B	B	B	A	A	A											

4:30 PM	C	D	C	D	C	D	C	B	B	C	C	C	C	B	B	B	C
4:45 PM	C	E	C	E	C	E	D	C	B	C	C	C	C	B	B	B	C
5:00 PM	C	E	C	E	C	E	D	C	B	C	C	C	D	B	C	B	C
5:15 PM	C	E	C	E	D	F	D	C	C	D	C	C	D	C	C	C	C
5:30 PM	C	E	C	E	D	F	D	C	C	C	C	C	D	B	B	B	C
5:45 PM	D	E	C	E	D	F	D	C	C	C	C	C	D	B	B	B	C
6:00 PM	D	F	D	F	D	F	D	D	C	D	D	C	D	C	B	B	C
6:15 PM	D	F	D	F	D	F	F	C	C	D	D	D	D	C	B	B	C

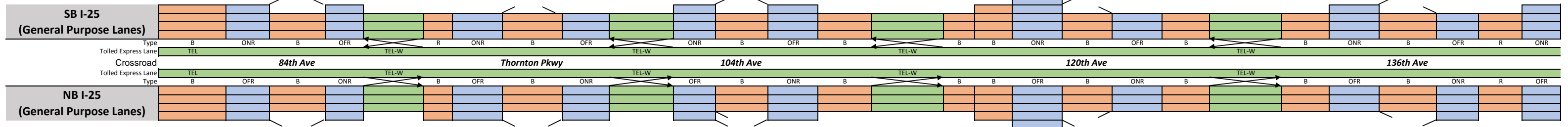


4:30 PM	C	E	C	E	C	E	B	C	B	C	E	D	C	C	C	B	C
4:45 PM	D	F	C	F	D	F	C	D	C	D	F	D	D	C	C	C	D
5:00 PM	C	E	C	E	C	F	C	C	B	C	E	D	D	C	B	B	C
5:15 PM	C	E	C	E	C	F	B	C	B	C	E	D	D	C	C	B	C
5:30 PM	D	F	C	F	D	F	C	D	B	C	E	D	D	C	C	B	C
5:45 PM	F	F	D	F	F	F	F	D	C	F	F	F	E	C	C	C	D
6:00 PM	D	F	D	F	F	F	C	D	C	D	F	E	D	C	C	B	D
6:15 PM	C	E	C	E	C	F	B	C	B	C	E	D	D	C	C	B	C

SEGMENT	115	116	117	118	119	120	121	122	123	124	125	126	127	128	129	130	131		
Segment Length (ft)	1,500	900	2,000	4,840	2,000	740	1,500	525	2,000	1,165	570	750	510	840	550	1,500	2,700	277,130	
Number of lanes	2	2	3	2	3	2	2	2	3	2	2	2	2	2	2	2	2	2	
Free Flow Speed (mph)	70	70	70	70	70	70	70	70	70	70	70	70	70	70	70	70	70	70	
Segment demand (vph)	3,387	3,387	4,013	3,344	4,015	3,571	3,571	2,501	2,935	3,478	3,478	3,478	2,785	2,785	2,160	2,399	2,399		
On-Ramp demand (vph)	1,127		626		671				434	543						239			
Off-Ramp demand (vph)			669		444		1,070					693		625					
Ramp-to-Ramp demand (vph)			626		444														
Travel time per vehicle (min)	0.32	0.27	0.41	1.42	0.49	0.24	0.31	0.11	0.42	0.24	0.16	0.15	0.11	0.19	0.11	0.30	0.55	72.67	
VMTD Veh-miles (Demand)	962	577	1,520	3,065	1,521	500	1,014	249	1,112	767	375	494	269	443	225	682	1,227	224,770	
VMTV Veh-miles (Volume)	954	573	1,510	3,044	1,495	491	996	244	1,094	757	370	487	265	437	222	673	1,211	216,533	
VHT travel (hrs)	17.66	15.06	27.28	78.40	32.29	14.16	18.29	4.58	20.03	13.85	9.32	8.82	5.14	8.65	3.88	11.71	21.85	5,044.02	
VHD delay (hrs)	4.02	6.88	5.71	34.92	10.93	7.14	4.06	1.09	4.41	3.04	4.03	1.86	1.35	2.41	0.71	2.10	4.55	2,478.85	
Space mean speed (mph)	54	38	55	39	46	35	54	53	55	55	40	55	52	50	57	57	55	43	
Segment density (veh/mi/lane)	25	44	24	43	28	51	19	23	18	24	43	29	27	21	19	16	21	35	
Segment density (pc/mi/lane)	29	51	27	49	32	58	22	26	20	27	49	33	30	23	21	18	24	41	
Tolled Express Lane	TEL-OFR			TEL-ONR			TEL-ONR			GP	GP	GP	GP	GP	GP	GP	GP	GP	TEL
Space mean speed (mph)	70	70	55	70	46	63	69	70	55	55	40	55	52	50	57	57	55	62	
Travel time per vehicle (min)	0.24	0.15	0.41	0.79	0.49	0.13	0.25	0.09	0.42	0.24	0.16	0.15	0.11	0.19	0.11	0.30	0.55	48.72	
Volume (vph)	618	618	626	669	444	444	444	444	-	-	-	-	-	-	-	-	-	23.95	
Level of Service (LOS)	A	A	B	A	A	A	A	A											

SEGMENT	1	2	3	4	5	6	7	8	9	10	11	12	13	14	15	16	17	18	19	20	21	22	23	24	25	26	27	28	
Segment Length (ft)	2,700	1,500	1,865	1,100	2,530	715	750	1,835	750	2,900	1,045	1,735	1,010	2,190	3,100	95	800	1,500	1,575	1,500	1,400	3,000	1,315	1,500	2,095	750	1,390	750	
Number of lanes	4	4	3	3	4	3	3	3	3	4	3	3	3	3	4	3	4	3	3	3	3	4	3	3	3	3	3	3	
Free Flow Speed (mph)	60	60	60	60	60	60	60	60	60	60	60	60	60	60	60	60	60	60	65	65	65	65	65	65	65	65	65	65	
Segment demand (vph)	5,627	5,627	4,293	5,108	6,489	5,143	5,143	4,302	5,114	6,473	5,183	4,071	4,960	4,960	6,244	5,127	5,127	5,127	3,818	4,932	4,932	6,048	5,122	5,122	3,973	4,755	4,755	4,755	
On-Ramp demand (vph)		1,334			1,346		841			1,290	1,112				1,117			1,309				926		1,149				1,059	
Off-Ramp demand (vph)				815	1,381				812	1,359			889		1,284					1,114			1,116			782			
Ramp-to-Ramp demand (vph)					1,051					1,155					970							782							
Travel time per vehicle (min)	0.71	0.29	0.49	0.24	0.71	0.17	0.18	0.49	0.17	0.77	0.24	0.44	0.22	0.67	0.84	0.03	0.20	0.34	0.36	0.31	0.41	0.73	0.41	0.33	0.49	0.16	0.30	0.16	
VMTD Veh-miles (Demand)	2,877	1,599	1,516	1,064	3,109	696	731	1,495	726	3,555	1,026	1,338	949	2,057	3,666	92	777	1,457	1,139	1,401	1,308	3,436	1,276	1,455	1,576	675	1,252	675	
VMTV Veh-miles (Volume)	2,879	1,599	1,517	1,065	3,111	697	731	1,497	727	3,559	1,027	1,340	950	2,061	3,672	92	778	1,459	1,139	1,401	1,308	3,436	1,276	1,455	1,576	675	1,252	675	
VHT travel (hrs)	66.17	27.16	35.25	20.78	76.89	14.39	15.10	34.84	14.19	83.56	21.19	30.16	18.54	55.23	87.47	2.61	17.02	29.38	23.18	25.77	33.58	73.87	35.08	28.08	32.75	12.46	23.91	12.90	
VHD delay (hrs)	18.18	0.50	9.96	3.03	25.03	2.78	2.91	9.89	2.07	24.25	4.07	7.83	2.70	20.89	26.27	1.07	4.05	5.07	5.66	4.22	13.46	21.00	15.46	5.70	8.49	2.07	4.65	2.51	
Space mean speed (mph)	44	59	43	51	40	48	48	43	51	43	48	44	51	37	42	35	46	50	49	54	39	47	36	52	48	54	52	52	
Segment density (veh/mi/lane)	32	24	33	33	39	35	35	33	33	37	36	31	32	44	36	48	28	34	26	30	42	32	47	33	28	29	30	30	
Segment density (pc/mi/lane)	37	27	38	38	45	41	41	38	38	43	41	35	37	51	42	56	32	40	30	35	49	37	54	38	32	34	35	35	
Tolled Express Lane	TEL				TEL-W					TEL-W					TEL-W						TEL-W								
Space mean speed (mph)	44	60	60	57	40	60	60	60	55	43	60	60	60	59	42	60	60	60	65	65	63	47	65	65	65	65	65	65	
Travel time per vehicle (min)	0.71	0.28	0.35	0.22	0.71	0.14	0.14	0.35	0.16	0.77	0.20	0.33	0.19	0.42	0.84	0.02	0.15	0.28	0.28	0.26	0.25	0.73	0.23	0.26	0.37	0.13	0.24	0.13	
Volume (vph)	1,381	1,381	1,381	1,381	1,051	1,359	1,359	1,359	1,359	1,155	1,285	1,285	1,285	1,285	970	1,116	1,116	1,116	1,116	1,116	1,116	782	926	926	926	926	926	926	
Level of Service (LOS)	D	C	C	C	C	C	C	C	C	D	C	C	C	C	C	C	C	C	B	B	B	B	B	B	B	B	B	B	

4:30 PM	E	D	E	C	F	D	D	E	D	E	D	D	C	F	E	F	D	C	D	D	E	D	F	D	D	E	E	C
4:45 PM	E	D	E	C	F	D	D	E	E	F	D	E	D	F	F	F	D	F	D	E	F	E	F	D	E	E	E	D
5:00 PM	E	D	E	C	F	D	D	E	D	E	D	E	C	F	E	F	D	C	D	D	F	E	F	D	D	E	E	D
5:15 PM	E	D	E	C	F	D	D	E	D	E	D	E	C	F	E	F	D	C	D	D	F	E	F	D	D	E	E	D
5:30 PM	E	D	E	C	F	D	D	E	D	E	D	E	C	F	E	F	D	C	D	D	E	D	E	C	D	E	E	D
5:45 PM	E	D	E	C	F	D	D	E	E	F	D	E	C	F	F	F	D	C	D	D	F	E	F	D	E	E	E	D
6:00 PM	E	D	E	F	F	F	F	E	F	F	F	E	F	F	F	F	D	C	D	D	F	E	F	F	E	F	F	D
6:15 PM	E	D	E	D	F	D	D	E	D	F	D	D	D	F	E	F	D	C	D	D	F	E	F	D	D	F	F	D



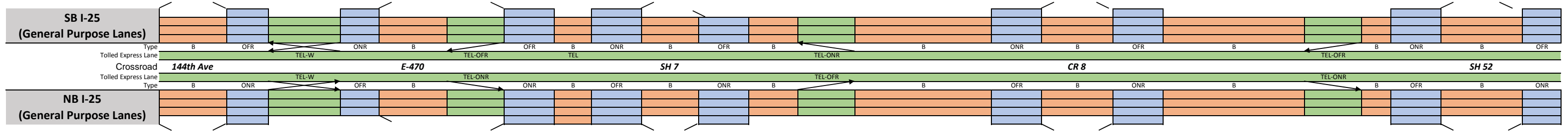
4:30 PM	E	F	F	F	F	F	F	E	F	F	F	E	F	F	E	F	D	F	E	F	F	E	F	F	E	D	E	E	
4:45 PM	F	F	F	F	F	F	F	F	F	F	F	F	F	F	F	F	D	F	F	F	F	F	F	F	F	E	D	E	E
5:00 PM	F	F	F	F	F	F	F	F	F	F	F	E	F	F	F	F	D	F	E	F	F	F	F	F	E	F	F	F	
5:15 PM	F	F	F	F	F	D	F	F	F	F	F	E	F	F	F	F	D	F	E	F	F	F	F	F	E	F	F	F	
5:30 PM	F	F	F	F	F	D	F	F	F	F	F	F	F	F	F	F	D	F	E	F	F	F	F	F	E	F	F	F	
5:45 PM	F	F	F	F	F	D	F	F	F	F	F	F	F	F	F	F	D	F	E	F	F	F	F	E	F	F	F	F	
6:00 PM	F	F	F	F	F	D	F	F	F	F	F	F	F	F	F	F	D	F	F	F	F	F	F	F	E	F	F	F	
6:15 PM	F	F	F	F	F	D	F	F	F	F	F	F	F	F	F	F	D	F	E	F	F	F	F	F	E	F	F	F	

SEGMENT	1	2	3	4	5	6	7	8	9	10	11	12	13	14	15	16	17	18	19	20	21	22	23	24	25	26	27	28	
Segment Length (ft)	2,700	1,100	1,875	750	2,200	170	1,500	2,180	1,350	2,450	995	1,700	1,500	1,765	3,000	310	715	1,500	1,525	1,500	1,400	3,000	1,380	1,500	2,040	1,015	1,070	745	
Number of lanes	4	4	3	3	4	4	3	3	3	4	3	3	3	3	4	3	4	3	3	3	3	4	3	3	3	3	3	3	
Free Flow Speed (mph)	60	60	60	60	60	60	60	60	60	60	60	60	60	60	60	60	60	60	65	65	65	65	65	65	65	65	65	65	
Segment demand (vph)	6,396	6,396	5,172	5,974	7,687	6,142	6,142	5,298	6,297	7,848	6,503	5,295	6,030	6,030	7,370	6,152	6,152	6,152	5,242	6,083	6,083	7,324	6,218	6,218	4,976	5,903	5,903	5,903	
On-Ramp demand (vph)				802	1,713				999	1,551			735		1,340					841		1,241			927				
Off-Ramp demand (vph)		1,224			1,545		844			1,345	1,208				1,218			910				1,106		1,242				1,137	
Ramp-to-Ramp demand (vph)					1,457					1,244					1,140								952						
Travel time per vehicle (min)	1.66	0.68	0.99	0.21	0.63	0.05	0.35	0.97	0.38	0.69	0.22	0.44	0.35	0.53	0.65	0.10	0.18	0.33	0.39	0.33	0.46	0.87	0.51	0.31	0.52	0.23	0.24	0.16	
VMTD Veh-miles (Demand)	3,271	1,333	1,837	849	3,203	198	1,745	2,187	1,610	3,642	1,225	1,705	1,713	2,016	4,188	361	833	1,748	1,514	1,728	1,613	4,161	1,625	1,766	1,923	1,135	1,196	833	
VMTV Veh-miles (Volume)	2,926	1,191	1,633	767	2,711	168	1,478	1,858	1,381	2,917	976	1,353	1,403	1,651	3,571	307	707	1,484	1,280	1,498	1,398	3,699	1,442	1,567	1,699	1,023	1,079	751	
VHT travel (hrs)	158.32	64.45	75.65	18.80	68.03	4.21	29.95	72.46	33.84	72.21	19.10	30.98	28.68	43.82	68.25	8.87	15.58	28.98	28.75	29.16	40.57	93.98	47.11	28.96	37.87	20.29	21.39	13.91	
VHD delay (hrs)	109.56	44.61	48.43	6.02	401.06	1.42	5.31	41.49	90.20	498.50	2.83	8.43	5.29	16.30	8.73	3.76	3.79	4.25	9.05	6.11	19.05	37.07	24.93	4.84	11.74	4.55	4.80	2.35	
Space mean speed (mph)	18	18	22	41	40	40	49	26	41	40	51	44	49	38	52	35	45	51	45	51	34	39	31	54	45	50	50	54	
Segment density (veh/mi/lane)	77	77	71	44	46	33	35	58	44	46	34	32	34	44	34	50	29	34	33	34	51	41	60	34	33	35	35	33	
Segment density (pc/mi/lane)	89	89	82	51	53	38	40	67	51	53	39	37	39	50	39	58	33	39	38	39	59	48	69	39	40	40	40	38	
Tolled Express Lane	TEL				TEL-W					TEL-W					TEL-W						TEL-W								
Space mean speed (mph)	18	53	60	60	40	45	59	60	60	40	56	60	60	60	52	55	59	60	65	65	65	39	62	65	65	65	65	65	
Travel time per vehicle (min)	1.66	0.24	0.36	0.14	0.63	0.04	0.29	0.41	0.26	0.69	0.20	0.32	0.28	0.33	0.65	0.06	0.14	0.28	0.27	0.26	0.24	0.87	0.25	0.26	0.36	0.18	0.19	0.13	
Volume (vph)	1,690	1,690	1,690	1,690	1,457	1,541	1,541	1,541	1,541	1,244	1,345	1,345	1,345	1,345	1,140	1,219	1,219</												

SEGMENT	29	30	31	32	33	34	35	36	37	38	39	40	41	42	43	44	45	46	47	48	49	50	51		
Segment Length (ft)	2,720	1,280	3,000	1,280	3,650	2,000	750	685	750	2,535	1,500	520	2,000		7,390	1,500	2,750	1,500		7,610	2,000	295	1,500	3,030	1,500
Number of lanes	3	3	4	3	3	4	3	3	3	3	3	3	4		3	3	3	3		3	4	3	3	3	3
Free Flow Speed (mph)	65	65	65	65	70	70	70	70	70	70	70	70	70		70	70	70	70		70	70	70	70	70	70
Segment demand (vph)	3,696	4,418	5,344	4,594	4,172	4,922	5,134	5,134	5,134	3,783	4,856	4,856	5,244		4,499	4,499	3,847	4,224		4,224	4,975	4,326	4,326	3,311	3,618
On-Ramp demand (vph)			750	422					1,351												649			1,015	
Off-Ramp demand (vph)		722	926				750	595			1,073										751				307
Ramp-to-Ramp demand (vph)			692				383														649				
Travel time per vehicle (min)	0.62	0.26	0.67	0.27	0.83	0.43	0.15	0.20	0.16	0.54	0.30	0.14	0.43		1.82	0.30	0.60	0.29		1.77	0.41	0.07	0.30	0.62	0.29
VMTD Veh-miles (Demand)	1,904	1,071	3,036	1,114	2,884	1,864	729	666	729	1,816	1,380	478	1,986		6,297	1,278	2,004	1,200		6,088	1,884	242	1,229	1,900	1,028
VMTV Veh-miles (Volume)	1,904	1,071	3,036	1,114	2,884	1,864	729	666	729	1,816	1,380	478	1,986		6,297	1,278	2,004	1,200		6,088	1,884	242	1,229	1,900	1,028
VHT travel (hrs)	38.15	19.44	59.25	21.05	57.84	35.02	12.47	17.51	13.52	34.36	23.90	11.49	37.55		136.49	22.41	38.52	20.28		124.55	34.05	5.05	21.33	34.20	17.30
VHD delay (hrs)	8.86	2.97	12.54	3.91	16.64	8.38	2.05	8.00	3.10	8.41	4.19	4.65	9.18		46.54	4.15	9.90	3.14		37.58	7.13	1.60	3.77	7.05	2.62
Space mean speed (mph)	50	55	51	53	50	53	58	38	54	53	58	42	53		46	57	52	59		49	55	48	58	56	59
Segment density (veh/mi/lane)	25	27	26	29	28	23	29	45	32	24	28	39	25		33	26	25	24		29	22	30	25	20	20
Segment density (pc/mi/lane)	28	31	29	33	32	26	34	52	36	27	32	45	28		37	30	28	27		33	25	35	29	23	23

Tolled Express Lane	TEL-W			TEL-ORF			TEL			TEL-ONR			TEL-ORF												
Space mean speed (mph)	65	63	51	66	70	53	61	38	70	70	69	63	53	70	70	70	70	70	70	70	55	70	70	70	69
Travel time per vehicle (min)	0.48	0.23	0.67	0.22	0.59	0.43	0.14	0.20	0.12	0.41	0.25	0.09	0.43	1.20	0.24	0.45	0.24	1.24	0.41	0.05	0.24	0.49	0.49	0.25	0.25
Volume (vph)	926	926	692	751	751	383	388	388	388	388	388	388	388	751	751	751	751	751	751	649	647	647	647	647	647
Level of Service (LOS)	B	B	B	B	A	A	A	A	A	A	A	A	A	A	A	A	A	A	A	B	A	A	A	A	A

4:30 PM	C	C	C	C	D	C	C	E	D	C	C	D	C	D	C	C	B	C	C	D	B	C	C	B
4:45 PM	D	C	C	C	D	C	D	F	D	C	C	E	C	E	C	D	C	D	C	D	C	C	C	B
5:00 PM	D	C	D	C	D	C	D	F	D	C	C	E	C	E	C	C	C	D	C	D	B	C	C	B
5:15 PM	D	C	C	C	D	C	D	F	D	D	C	E	C	E	C	D	C	E	C	E	C	C	C	C
5:30 PM	D	C	D	C	D	C	D	F	D	D	C	E	C	E	C	C	C	D	C	D	B	C	C	B
5:45 PM	D	C	D	C	D	C	D	F	D	D	C	E	C	E	C	D	C	D	C	E	C	C	C	C
6:00 PM	D	C	D	C	D	C	D	F	D	D	C	E	C	E	C	D	C	E	C	E	C	C	C	C
6:15 PM	D	C	D	C	D	C	D	F	D	D	D	F	D	E	C	C	C	D	C	D	C	C	C	B



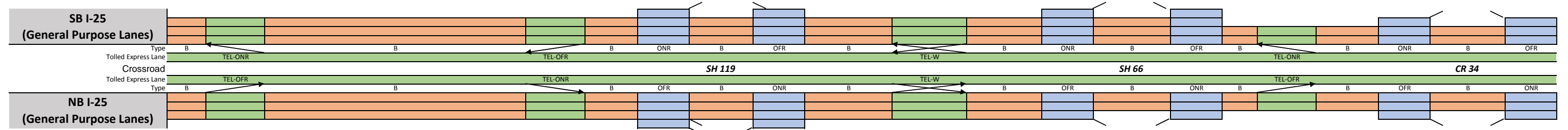
4:30 PM	D	C	E	D	E	D	D	C	E	F	F	F	E	F	D	D	C	F	F	D	F	D	D	B
4:45 PM	D	D	E	F	E	C	F	D	F	E	F	F	F	F	F	D	C	F	F	F	F	E	C	C
5:00 PM	E	D	E	F	E	D	F	D	F	E	F	F	E	F	F	E	C	F	F	F	F	E	C	C
5:15 PM	E	D	E	F	E	F	F	D	F	E	F	F	F	F	F	E	F	F	F	F	F	E	C	C
5:30 PM	E	F	E	F	E	F	F	D	F	E	F	F	F	F	F	D	F	F	F	F	F	E	C	C
5:45 PM	E	F	E	F	E	F	F	D	F	E	F	F	F	F	F	D	F	F	F	F	F	E	C	C
6:00 PM	E	F	F	F	E	F	F	D	F	F	F	F	F	F	F	E	F	F	F	F	F	E	C	C
6:15 PM	E	F	F	F	D	F	F	D	F	F	F	F	F	F	F	E	C	E	F	F	F	E	C	C

SEGMENT	29	30	31	32	33	34	35	36	37	38	39	40	41	42	43	44	45	46	47	48	49	50	51		
Segment Length (ft)	2,714	935	2,976	750	2,725	2,000	1,500	645	1,500	2,005	1,500	1,470	2,000		7,240	1,500	2,955	1,500		7,555	2,000	155	1,500	3,580	750
Number of lanes	3	3	4	3	3	4	3	4	3	3	3	3	4		3	3	3	3		3	4	3	3	3	3
Free Flow Speed (mph)	65	65	65	65	70	70	70	70	70	70	70	70	70		70	70	70	70		70	70	70	70	70	70
Segment demand (vph)	4,766	5,549	6,665	5,863	5,090	5,910	6,057	6,057	6,057	5,050	6,726	6,726	7,363		6,018	6,018	5,205	5,741		5,741	7,091	5,906	5,906	4,750	5,261
On-Ramp demand (vph)		783	1,116				820	802													1,350			511	
Off-Ramp demand (vph)			802	773			655		1,007												1,185			1,156	
Ramp-to-Ramp demand (vph)			686				655														1,185				
Travel time per vehicle (min)	0.67	0.20	0.73	0.16	0.69	0.62	0.34	0.15	0.30	0.48	0.32	0.58	0.48		2.14	0.29	0.71	0.30		2.48	0.70	0.06	0.30	0.88	0.15
VMTD Veh-miles (Demand)	2,450	983	3,757	833	2,627	2,239	1,721	740	1,721	1,918	1,911	1,873	2,789		8,252	1,710	2,913	1,631		8,215	2,686	173	1,678	3,221	747
VMTV Veh-miles (Volume)	2,208	899	3,466	766	2,416	2,066	1,601	688	1,601	1,772	1,600	1,568	2,374		7,011	1,452	2,469	1,406		7,971	2,556	165	1,597	3,061	714
VHT travel (hrs)	48.28	17.29	74.94	14.01	54.22	56.46	31.68	13.91	27.80	37.14	29.70	54.73	50.09		182.19	24.90	51.85	24.99		230.39	78.66	5.73	27.84	65.89	12.62
VHD delay (hrs)	14.31	3.45	21.62	2.22	19.70	26.96	8.81	4.08	4.93	11.83	583.55	32.33	16.17		82.03	4.15	16.58	4.91		116.52	94.93	3.37	5.02	22.16	2.42
Space mean speed (mph)	46	52	46	55	45	37	51	49	58	48	54	29	47		38	58	48	56		35	33	29	57	46	57
Segment density (veh/mi/lane)	31	33	35	33	35	37	41	28	33	33	35	66	38		44	29	31	29		54	52	65	33	32	30
Segment density (pc/mi/lane)	36	37	40	38	40	43	47	33	38	37	40	75	44		51	34	36	34		62	60	75	38	37	34
Tolled Express Lane	TEL-W			TEL-ONR			TEL-ORF																		
Space mean speed (mph)	65	65	46	59	70	37	67	69	70	70	70	70	47		70	70	70	70		70	33	41	67	70	70
Travel time per vehicle (min)	0.47	0.16	0.73	0.14	0.44	0.62	0.25	0.11	0.24	0.33	0.24	0.24	0.48		1.18	0.24	0.48	0.24		1.23	0.70	0.04	0.25	0.58	0.12
Volume (vph)	1,105	1,105	686	802	802	655	655	655	655	655	655	655	637		1,347	1,347	1,347	1,347		1,347	1,185	1,185	1,185	1,185	1,185
Level of Service (LOS)	B	B	B	B	B	B	A	A	A	A	A	A	B		C	C	C	C		C	E	D	B	B	B

SEGMENT	52	53	54	55	56	57	58	59	60	61	62	63	64	65	66	67	68	69	70	71	
Segment Length (ft)	400	2,000		14,995	2,000	745	750	4,315	1,500	3,500	3,000	3,240	1,500	2,995	1,500	490	2,000	2,280	1,500	2,995	1,500
Number of lanes	3	4		3	4	3	3	3	3	3	4	3	3	3	3	2	3	2	2	2	2
Free Flow Speed (mph)	70	70		70	70	70	70	70	70	70	70	70	70	70	70	70	70	70	70	70	70
Segment demand (vph)	3,618	4,265		3,574	4,264	3,718	3,718	2,565	3,246	3,246	3,797	3,236	3,236	2,635	3,399	3,399	3,960	3,218	3,218	2,822	3,060
On-Ramp demand (vph)		691			546		1,153				561	601					742		396		
Off-Ramp demand (vph)		647			690				681		551				764		561				238
Ramp-to-Ramp demand (vph)		647			546					438							561				
Travel time per vehicle (min)	0.08	0.40		3.15	0.41	0.16	0.15	0.83	0.29	0.71	0.61	0.66	0.29	0.58	0.29	0.15	0.42	0.62	0.31	0.69	0.30
VMTD Veh-miles (Demand)	274	1,616		10,150	1,615	525	528	2,096	922	2,152	2,157	1,986	919	1,495	966	315	1,500	1,390	914	1,601	869
VMTV Veh-miles (Volume)	274	1,616		10,150	1,615	525	528	2,096	922	2,152	2,157	1,986	919	1,495	966	315	1,500	1,390	914	1,601	869
VHT travel (hrs)	5.10	28.44		187.82	28.89	9.89	9.16	35.63	15.73	38.38	38.66	35.38	15.72	25.49	16.52	8.36	27.60	33.05	16.74	32.61	15.46
VHD delay (hrs)	1.18	5.36		42.82	5.81	2.39	1.62	5.68	2.56	7.64	7.84	7.01	2.59	4.14	2.73	3.86	6.18	13.19	3.68	9.74	3.04
Space mean speed (mph)	54	57		54	56	53	58	59	59	56	56	56	58	59	58	38	54	42	55	49	56
Segment density (veh/mi/lane)	22	18		22	19	23	22	15	18	19	17	19	18	15	19	45	24	38	25	29	25
Segment density (pc/mi/lane)	26	21		25	22	27	25	17	21	22	19	22	21	17	22	52	27	44	28	33	29

Tolled Express Lane	TEL-ONR	TEL-OFR	TEL-W	TEL-ONR
Space mean speed (mph)	63	57	70	70
Travel time per vehicle (min)	0.07	0.40	2.43	0.41
Volume (vph)	647	647	691	546
Level of Service (LOS)	A	B	A	A

4:30 PM	C	B	C	B	C	B	B	B	C	B	C	B	B	B	D	C	D	C	C	C
4:45 PM	D	C	D	C	D	C	B	C	C	B	C	B	C	C	F	C	E	D	D	D
5:00 PM	C	B	C	B	C	B	B	B	C	B	C	B	B	C	F	C	E	C	D	C
5:15 PM	D	C	D	C	D	C	C	C	C	C	C	B	C	C	F	D	F	D	E	D
5:30 PM	C	C	C	C	C	C	B	B	C	B	C	B	B	C	E	C	E	C	D	C
5:45 PM	D	C	D	C	D	C	B	C	C	B	C	B	C	C	F	C	F	D	E	D
6:00 PM	D	C	D	C	D	C	B	C	C	B	C	B	C	C	F	D	F	D	D	D
6:15 PM	C	B	C	B	C	C	B	B	C	B	C	B	B	B	E	C	D	C	C	C



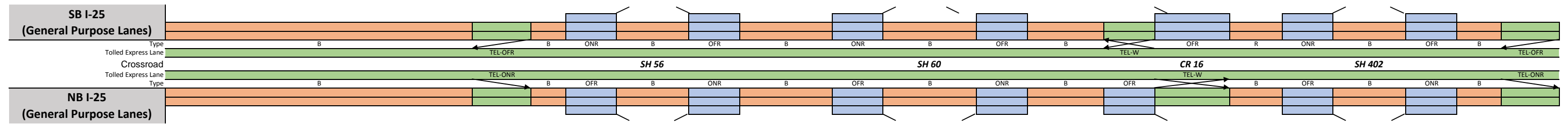
4:30 PM	E	C	D	D	E	C	C	C	D	C	D	C	F	F	F	D	F	D	D	D
4:45 PM	F	D	F	D	F	C	C	C	E	C	F	F	F	F	F	E	F	F	E	F
5:00 PM	F	D	F	D	F	C	C	C	E	F	F	F	F	F	F	D	F	F	E	D
5:15 PM	F	D	F	D	F	C	C	C	F	F	F	F	F	F	F	F	F	F	E	D
5:30 PM	F	D	F	D	F	C	D	C	F	F	F	F	F	F	F	E	F	F	D	D
5:45 PM	F	E	F	D	F	F	F	F	F	F	F	F	F	F	F	F	F	F	F	F
6:00 PM	F	D	F	F	F	F	F	F	F	F	F	F	F	F	F	F	F	F	E	D
6:15 PM	F	D	E	F	F	F	F	F	F	F	F	F	F	F	F	F	F	F	D	C

SEGMENT	52	53	54	55	56	57	58	59	60	61	62	63	64	65	66	67	68	69	70	71	
Segment Length (ft)	735	2,000		15,000	2,000	1,635	1,500	2,325	1,500	3,850	3,000	3,040	1,500	3,185	1,500	500	2,000	2,245	1,500	3,035	1,500
Number of lanes	3	4		3	4	3	3	3	3	3	4	3	3	2	2	2	3	2	2	2	2
Free Flow Speed (mph)	70	70		70	70	70	70	70	70	70	70	70	70	70	70	70	70	70	70	70	70
Segment demand (vph)	5,261	6,447		5,186	6,447	5,438	5,438	3,714	4,702	4,702	5,705	4,884	4,884	3,958	4,629	4,629	5,447	4,392	4,392	3,546	3,726
On-Ramp demand (vph)		1,186			1,261				988		1,003				671		818				180
Off-Ramp demand (vph)		1,261			1,009		1,724				821		926				1,055				
Ramp-to-Ramp demand (vph)		1,186			1,009						747						818				
Travel time per vehicle (min)	0.21	0.42		4.24	0.42	0.48	0.34	0.91	0.64	2.11	3.12	2.58	1.27	1.69	0.32	0.20	0.43	0.83	0.31	0.73	0.31
VMTD Veh-miles (Demand)	732	2,442		14,733	2,442	1,684	1,545	1,635	1,336	3,429	3,241	2,812	1,388	2,388	1,315	438	2,063	1,867	1,248	2,038	1,059
VMTV Veh-miles (Volume)	700	2,353		14,186	2,367	1,619	1,476	1,502	1,220	3,012	2,557	2,197	1,084	1,861	1,067	356	1,733	1,567	1,047	1,698	890
VHT travel (hrs)	17.58	43.83		352.81	43.51	41.53	29.22	51.90	45.53	145.05	233.84	164.05	80.63	86.68	20.28	12.46	32.47	50.81	18.98	35.80	16.28
VHD delay (hrs)	7.59	10.22		150.16	9.70	18.40	8.13	30.44	36.65	102.03	451.48	132.67	65.15	60.09	5.04	7.38	7.71	28.43	4.03	11.55	3.56
Space mean speed (mph)	40	54		40	54	39	51	29	27	21	11	13	13	21	53	29	53	31	55	47	55
Segment density (veh/mi/lane)	42	29		41	29	45	34	39	53	66	103	95	95	72	27	66	32	60	31	31	25
Segment density (pc/mi/lane)	48	34		48	33	51	39	45	61	76	118	109	109	83	30	76	37	69	35	36	29
Tolled Express Lane	TEL-OFR	TEL-OFR	TEL-ONR	TEL-ONR	TEL-W	TEL-ONR	TEL-W	TEL-ONR	TEL-ONR	TEL-ONR	TEL-ONR	TEL-ONR	TEL-ONR	TEL-ONR	TEL-ONR	TEL-ONR	TEL-ONR	TEL-ONR	TEL-ONR	TEL-ONR	TEL-ONR
Space mean speed (mph)	70	54		70	54	69	70	70	70	70	11	70	70	70	70	70	53	70	70	70	70
Travel time per vehicle (min)	0.12	0.42		2.44	0.42	0.27	0.24	0.38	0.24	0.63	3.12	0.50	0.24	0.52	0.24	0.08	0.43	0.37	0.24	0.49	0.24
Volume (vph)	1,185	1,186		1,261	1,009	1,009	1,009	1,009	1,009	1,009	747	821	821	821	821	821	818	1,056	1,056	1,056	1,056
Level of Service (LOS)	B	C		C	C	B	B	B	B	B	F	B	B	B	B	B	B	B	B	B	B

SEGMENT	72	73	74	75	76	77	78	79	80	81	82	83	84	85	86	87	88	89	90
Segment Length (ft)	18,155	2,000	425	1,500	3,020	1,500	4,340	1,500	3,245	1,500	5,790	3,075	750	895	1,165	2,870	750	705	2,000
Number of lanes	2	3	2	2	2	2	2	2	2	2	2	3	2	2	2	2	2	2	3
Free Flow Speed (mph)	70	70	70	70	70	70	70	70	70	70	70	70	70	70	70	70	70	70	70
Segment demand (vph)	3,060	3,808	3,110	3,110	2,781	3,497	3,497	3,497	2,870	3,904	3,904	4,597	4,223	4,223	4,223	3,384	4,215	4,215	5,451
On-Ramp demand (vph)		698		329				627				1,235			839				1,059
Off-Ramp demand (vph)		748				716				1,034		693	861				831		1,236
Ramp-to-Ramp demand (vph)		698										627							1,059
Travel time per vehicle (min)	4.54	0.41	0.10	0.31	0.66	0.31	1.18	0.31	0.71	0.31	1.94	0.70	0.15	0.19	0.25	1.60	0.19	0.23	0.44
VMTD Veh-miles (Demand)	10,522	1,442	250	884	1,591	993	2,874	993	1,764	1,109	4,281	2,677	600	716	932	1,839	599	563	2,065
VMTV Veh-miles (Volume)	10,522	1,373	235	831	1,485	926	2,678	926	1,617	1,017	3,927	2,459	534	637	829	1,586	523	492	1,808
VHT travel (hrs)	231.50	24.63	4.93	15.21	28.45	16.74	63.98	16.92	31.21	18.61	115.89	49.37	9.69	12.17	15.85	77.66	11.87	14.05	34.62
VHD delay (hrs)	81.19	5.02	1.56	3.34	7.24	3.51	25.73	3.69	8.11	4.07	59.78	14.24	2.07	3.08	4.01	55.00	4.40	7.01	13.77
Space mean speed (mph)	45	56	48	55	52	55	42	55	52	55	34	50	55	52	52	20	44	35	52
Segment density (veh/mi/lane)	34	22	31	25	25	25	39	24	25	30	53	30	31	34	27	71	41	53	32
Segment density (pc/mi/lane)	39	26	35	29	29	29	45	28	29	34	61	35	36	39	31	82	47	60	37

Tolled Express Lane		TEL-OFR										TEL-W						TEL-OFR		
Space mean speed (mph)	70	56	70	70	70	70	70	70	70	70	70	70	70	70	70	70	68	64	52	
Travel time per vehicle (min)	2.95	0.41	0.07	0.24	0.49	0.24	0.70	0.24	0.53	0.24	0.94	0.70	0.12	0.15	0.19	0.47	0.12	0.12	0.44	
Volume (vph)	747	698	693	693	693	693	693	693	693	693	693	627	1,236	1,236	1,236	1,236	1,236	1,236	1,059	
Level of Service (LOS)	A	B	A	A	A	A	A	A	A	A	A	B	B	B	B	B	C	C	C	

4:30 PM	C	B	C	C	C	C	D	C	D	D	F	D	D	D	D	D	F	F	D
4:45 PM	E	C	E	D	D	D	F	D	D	D	F	D	F	F	F	F	E	F	E
5:00 PM	E	C	D	D	D	D	E	C	D	F	F	E	F	F	F	F	F	F	E
5:15 PM	E	C	E	D	D	D	F	D	D	F	F	E	F	F	F	F	F	F	F
5:30 PM	E	C	D	D	D	D	E	C	D	F	F	D	F	F	F	F	F	F	F
5:45 PM	E	C	E	D	D	D	F	D	D	F	F	E	F	F	F	F	F	F	E
6:00 PM	E	C	D	D	D	D	F	D	D	F	F	D	F	F	F	F	F	F	F
6:15 PM	D	C	D	C	C	D	E	C	D	F	F	D	F	F	F	F	F	F	F



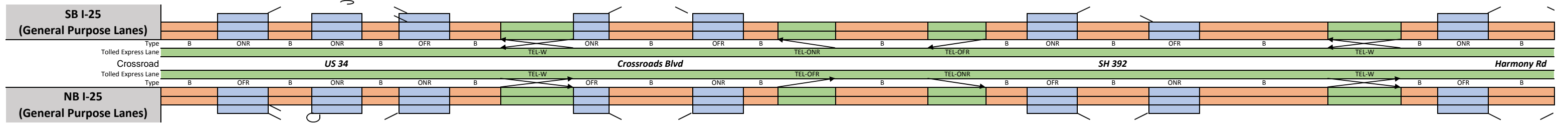
4:30 PM	E	D	F	D	E	D	F	D	E	D	F	E	D	F	D	D	C	E	C
4:45 PM	F	F	F	F	F	F	F	F	F	F	F	F	D	F	F	D	D	F	D
5:00 PM	F	F	F	F	F	F	F	F	F	F	F	F	D	F	D	C	C	E	C
5:15 PM	F	F	F	F	F	F	F	F	F	F	F	F	D	F	F	D	D	F	F
5:30 PM	F	F	F	F	F	F	F	F	F	F	F	F	D	F	D	D	D	D	F
5:45 PM	F	F	F	F	F	F	F	F	F	F	F	F	E	F	F	C	F	F	F
6:00 PM	F	F	F	F	F	F	F	F	F	F	F	F	C	F	F	F	F	F	F
6:15 PM	F	F	F	F	F	F	F	F	F	F	F	F	C	F	F	F	F	F	F

SEGMENT	72	73	74	75	76	77	78	79	80	81	82	83	84	85	86	87	88	89	90
Segment Length (ft)	18,150	2,000	500	1,500	2,890	1,500	4,225	1,500	4,255	1,500	3,160	1,500	3,095	1,610	1,500	2,930	1,500	1,095	2,000
Number of lanes	2	3	2	2	2	2	2	2	2	2	2	2	3	2	2	2	2	2	3
Free Flow Speed (mph)	70	70	70	70	70	70	70	70	70	70	70	70	70	70	70	70	70	70	70
Segment demand (vph)	3,726	4,783	3,870	3,870	3,450	4,060	4,060	4,060	3,463	4,165	4,165	4,165	4,536	3,736	3,736	2,693	3,454	3,454	4,249
On-Ramp demand (vph)		1,057				610				702			914			761			795
Off-Ramp demand (vph)		913		420				597				543	800		1,043				652
Ramp-to-Ramp demand (vph)		913											709						652
Travel time per vehicle (min)	6.63	1.16	0.19	0.59	1.66	0.44	1.30	0.48	2.33	0.33	1.26	0.31	0.67	0.48	0.31	0.62	0.37	0.33	1.19
VMTD Veh-miles (Demand)	12,808	1,812	366	1,099	1,888	1,153	3,249	1,153	2,791	1,183	2,493	1,183	2,659	1,139	1,061	1,494	981	716	1,609
VMTV Veh-miles (Volume)	12,397	1,621	326	977	1,665	1,035	2,895	1,025	2,462	1,067	2,248	1,067	2,444	1,046	975	1,348	897	649	1,424
VHT travel (hrs)	398.37	82.96	10.94	33.74	83.92	26.60	78.13	28.75	118.56	20.57	78.76	19.18	46.54	27.72	17.83	25.20	19.53	17.46	74.49
VHD delay (hrs)	221.27	219.21	6.28	19.78	60.13	11.82	36.77	14.10	83.39	5.32	46.64	3.93	11.63	12.77	3.91	5.94	6.72	8.19	70.19
Space mean speed (mph)	31	20	30	29	20	39	37	36	21	52	29	56	53	38	55	53	46	37	19
Segment density (veh/mi/lane)	58	73	58	59	77	45	49	51	74	29	66	31	28	45	29	23	31	42	65
Segment density (pc/mi/lane)	67	84	66	68	88	52	56	58	85	33	76	36	32	52	33	26	36	48	75

Tolled Express Lane		TEL-ONR										TEL-W						TEL-ONR		
Space mean speed (mph)	70	20	48	68	70	70	70	70	70	70	70	70	53	69	70	70	70	70	19	
Travel time per vehicle (min)	2.95	1.16	0.12	0.25	0.47	0.24	0.69	0.24	0.69	0.24	0.51	0.24	0.67	0.27	0.24	0.48	0.24	0.18	1.19	
Volume (vph)	1,056	913	913	913	913	913	913	913	913	913	913	913	709	800	800	800	800	800	652	
Level of Service (LOS)	B	F	C	B	B	B	B	B	B	B	B	B	B	B	B	B	B	B	D	

SEGMENT	91	92	93	94	95	96	97	98	99	100	101	102	103	104	105	106	107	108	109	110	111	112	113	114	
Segment Length (ft)	2,640	1,500	405	755	1,250	1,500	1,435	3,000	1,500	3,480	1,500	700	2,000	4,255	2,000	460	1,500	3,240	1,500	6,730	3,000	455	1,500	3,025	
Number of lanes	2	2	2	2	2	2	2	3	2	2	2	2	3	2	3	2	2	2	2	2	3	2	2	2	
Free Flow Speed (mph)	70	70	70	70	70	70	70	70	70	70	70	70	70	70	70	70	70	70	70	70	70	70	70	70	
Segment demand (vph)	4,392	4,392	3,534	3,534	2,809	4,014	4,014	5,071	3,819	2,968	3,772	3,772	5,009	3,655	5,010	3,806	3,806	3,050	3,988	3,988	3,988	5,190	4,230	4,230	2,930
On-Ramp demand (vph)		858		725				1,252	851				1,354		1,204	3,806	756				960		1,300		
Off-Ramp demand (vph)						1,205		1,057			804		1,237		1,355				938			1,202			
Ramp-to-Ramp demand (vph)								957					1,237		1,204						942				
Travel time per vehicle (min)	1.05	0.33	0.26	0.46	1.44	0.83	0.79	2.57	0.57	2.21	0.52	0.31	0.85	1.52	0.43	0.14	0.32	0.72	0.31	2.17	0.66	0.17	0.32	1.52	
VMTD Veh-miles (Demand)	2,196	1,248	271	505	665	1,140	1,091	2,881	1,085	1,956	1,072	500	1,897	2,945	1,898	332	1,081	1,872	1,133	5,083	2,949	365	1,202	1,679	
VMTV Veh-miles (Volume)	1,878	1,067	222	414	515	887	851	2,268	970	1,702	975	458	1,750	2,945	1,802	309	1,009	1,716	1,040	4,668	2,707	328	1,081	1,635	
VHT travel (hrs)	65.80	20.46	12.39	22.33	52.29	43.36	41.30	171.15	32.17	95.28	29.67	17.80	65.36	92.83	34.04	8.12	18.76	33.42	18.96	132.19	52.50	10.56	20.59	72.14	
VHD delay (hrs)	38.97	5.21	9.22	16.41	44.94	30.70	29.15	448.55	19.63	70.97	15.75	11.26	115.26	50.75	8.30	3.69	4.34	8.90	4.10	65.51	13.82	5.88	282.97	48.79	
Space mean speed (mph)	29	52	18	19	10	20	21	13	30	18	33	26	27	32	53	38	54	51	55	35	52	31	53	23	
Segment density (veh/mi/lane)	66	28	81	78	110	76	76	100	55	72	50	67	58	58	31	47	26	27	33	52	33	61	27	63	
Segment density (pc/mi/lane)	76	32	93	90	127	88	87	115	63	83	58	77	66	66	35	53	29	31	38	59	37	70	31	71	
Tolled Express Lane																									
Space mean speed (mph)	70	70	70	70	70	70	64	13	70	70	69	56	27	70	53	70	70	70	70	70	52	70	70	70	
Travel time per vehicle (min)	0.43	0.24	0.07	0.12	0.20	0.25	0.25	2.57	0.24	0.56	0.25	0.14	0.85	0.69	0.43	0.07	0.24	0.53	0.24	1.09	0.66	0.07	0.24	0.49	
Volume (vph)	1,057	1,057	1,057	1,057	1,057	1,057	1,057	957	1,237	1,237	1,237	1,237	1,237	1,354	1,204	1,203	1,203	1,203	1,203	1,203	942	955	955	955	
Level of Service (LOS)	B	B	B	B	B	B	B	F	B	B	B	C	F	C	C	B	B	B	B	B	C	B	B	B	

4:30 PM	F	F	F	F	E	C	F	D	D	C	D	F	D	F	D	F	D	D	E	F	D	F	D	C
4:45 PM	F	F	F	F	F	F	F	D	D	D	F	F	F	F	E	F	F	D	F	F	F	F	F	D
5:00 PM	F	F	F	F	F	F	F	F	D	D	D	F	F	F	D	F	D	D	F	F	F	F	F	F
5:15 PM	F	F	F	F	F	F	F	F	F	F	F	F	F	F	D	F	D	D	F	F	F	F	F	F
5:30 PM	F	F	F	F	F	F	F	F	F	F	F	F	F	F	E	F	F	D	F	F	F	F	F	F
5:45 PM	F	F	F	F	F	F	F	F	F	F	F	F	F	F	E	F	F	D	F	F	F	F	F	F
6:00 PM	F	F	F	F	F	F	F	F	F	F	F	F	F	F	E	F	F	D	F	F	F	F	F	F
6:15 PM	F	F	F	F	F	F	F	F	F	F	F	F	F	F	D	F	D	D	F	F	F	F	F	F

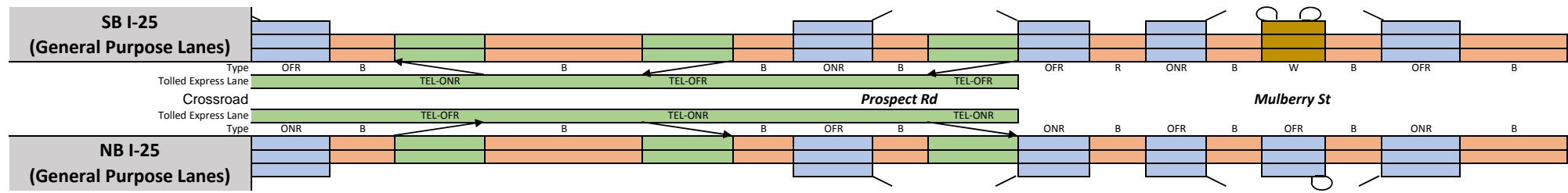


4:30 PM	F	C	C	D	F	F	F	D	D	D	C	F	D	F	D	F	D	D	D	F	D	F	D	D
4:45 PM	F	F	F	F	F	F	F	E	F	D	F	F	D	F	F	F	D	D	F	F	F	F	F	D
5:00 PM	D	F	F	F	F	F	F	D	D	D	C	F	D	F	F	E	C	D	F	F	F	D	D	D
5:15 PM	F	F	F	F	F	F	F	E	F	D	C	F	D	F	D	D	D	D	F	F	F	D	D	D
5:30 PM	F	F	F	F	F	F	F	D	D	D	C	F	D	F	D	D	D	D	F	F	C	F	D	D
5:45 PM	F	F	F	F	F	F	F	E	F	D	F	F	E	F	F	F	E	F	F	F	F	F	F	D
6:00 PM	F	F	F	F	F	F	F	E	D	C	F	F	D	E	F	F	F	C	D	F	F	F	F	D
6:15 PM	F	F	F	F	F	F	F	E	D	C	C	F	D	D	F	F	E	D	D	F	F	F	D	C

SEGMENT	91	92	93	94	95	96	97	98	99	100	101	102	103	104	105	106	107	108	109	110	111	112	113	114
Segment Length (ft)	1,925	1,500	1,050	1,500	600	1,500	1,545	3,000	540	3,680	1,500	500	2,000	4,255	2,000	900	1,500	2,900	1,500	6,630	3,000	600	1,500	2,565
Number of lanes	2	2	2	2	2	2	2	3	2	2	2	2	3	2	3	2	2	2	2	2	3	2	2	2
Free Flow Speed (mph)	70	70	70	70	70	70	70	70	70	70	70	70	70	70	70	70	70	70	70	70	70	70	70	70
Segment demand (vph)	3,597	3,597	2,517	3,334	3,334	4,135	4,135	4,783	3,736	2,964	3,654	3,654	4,697	3,587	4,698	3,712	3,712	2,813	3,553	3,553	4,529	3,748	3,748	2,576
On-Ramp demand (vph)				817		801		648			690		1,043		1,111						976			
Off-Ramp demand (vph)		1,080						1,047	772				1,110		986		899				781		1,172	
Ramp-to-Ramp demand (vph)								521					1,043		986						765			
Travel time per vehicle (min)	0.84	0.80	1.22	0.91	0.37	0.33	0.62	0.69	0.11	0.83	0.31	0.15	0.42	1.42	0.55	0.33	0.31	0.62	0.32	2.16	0.86	0.23	0.31	0.56
VMTD Veh-miles (Demand)	1,311	1,022	501	947	379	1,175	1,210	2,718	382	2,066	1,038	346	1,779	2,891	1,780	633	1,055	1,545	1,009	4,461	2,573	426	1,065	1,251
VMTV Veh-miles (Volume)	1,140	880	427	840	336	1,067	1,099	2,503	352	1,899	970	323	1,689	2,855	1,757	624	1,040	1,530	1,002	4,427	2,557	423	1,058	1,243
VHT travel (hrs)	43.75	41.26	43.66	44.80	18.41	20.46	38.51	50.49	6.38	37.49	17.77	8.46	31.25	84.07	42.14	20.19	18.83	28.79	18.70	127.03	64.53	14.38	19.52	23.68
VHD delay (hrs)	27.46	28.69	37.56	33.45	13.61	5.22	22.80	14.74	1.35	10.35	3.91	3.84	7.13	43.28	17.04	11.27	3.97	6.93	4.39	63.78	28.00	8.34	4.41	5.93
Space mean speed (mph)	26	21	10	19	18	52	29	50	55	51	55	38	54	34	42	31	55	53	54	35	40	29	54	52
Segment density (veh/mi/lane)	60	73	110	79	81	28	66	32	28	27	24	45	28	52	37	59	30	26	26	51	38	63	30	24
Segment density (pc/mi/lane)	69	84	126	91	93	32	76	36	32	31	27	51	32	60	42	68	35	30	30	58	44	73	34	28
Tolled Express Lane																								
Space mean speed (mph)	68	70	70	70	70	70	70	50	61	70	70	70	54	70	42	63	69	70	70	70	40	59	69	70
Travel time per vehicle (min)	0.32	0.24	0.17	0.24	0.10	0.24	0.25	0.69	0.10	0.60	0.24	0.08	0.42	0.69	0.55	0.16	0.25	0.47	0.24	1.08	0.86	0.12	0.25	0.42
Volume (vph)	652	652	652	652	652	652	652	521	1,047	1,047	1,047	1,047	1,043	1,109	986	986	986	986	986	986	765	781	781	781
Level of Service (LOS)	A	A	A	A	A	A	A	A	B	B	B	B	C	B	C	B	B	B	B	B	C	B	B	B

SEGMENT	115	116	117	118	119	120	121	122	123	124	125	126	127	128	129	130	131		
Segment Length (ft)	1,500	500	2,000	4,840	2,000	500	1,500	535	2,000	775	715	1,160	700	420	750	1,500	2,700	276,955	
Number of lanes	2	2	3	2	3	2	2	2	3	2	2	2	2	3	2	2	2		
Free Flow Speed (mph)	70	70	70	70	70	70	70	70	70	70	70	70	70	70	70	70	70		
Segment demand (vph)	3,561	3,561	4,516	3,531	4,516	3,750	3,750	2,691	3,447	3,678	3,678	3,678	2,867	2,903	1,696	2,119	2,119		
On-Ramp demand (vph)			985		766		1,059					811		1,207					
Off-Ramp demand (vph)	631		955		985				756	231				36		423			
Ramp-to-Ramp demand (vph)			955		766									1					
Travel time per vehicle (min)	0.34	0.14	0.42	1.41	0.43	0.17	0.33	0.12	0.44	0.16	0.15	0.25	0.15	0.10	0.14	0.31	0.54	74.03	
VMTD Veh-miles (Demand)	1,012	337	1,711	3,237	1,711	355	1,065	273	1,306	540	498	808	380	231	241	602	1,084	208,851	
VMTV Veh-miles (Volume)	1,006	337	1,711	3,237	1,711	355	1,065	273	1,306	540	498	808	380	231	241	602	1,084	202,743	
VHT travel (hrs)	20.13	8.25	31.25	83.19	32.16	10.73	20.55	5.18	25.09	9.60	9.27	15.05	7.12	4.84	4.08	10.78	19.18	4,685.17	
VHD delay (hrs)	5.76	3.44	6.81	36.95	7.73	5.65	7.31	1.28	6.44	1.89	2.16	3.50	1.69	1.54	0.64	2.18	3.70	2,367.74	
Space mean speed (mph)	50	41	55	39	53	33	52	53	52	56	54	54	53	48	59	56	56	43	
Segment density (veh/mi/lane)	32	44	27	45	28	57	30	26	22	29	34	27	27	20	14	18	19	33	
Segment density (pc/mi/lane)	37	49	30	51	32	64	34	29	24	32	38	29	29	21	17	20	22	37	
Tolled Express Lane	TEL-ONR			TEL-OFR			TEL-OFR			GP	GP	GP	GP	GP	GP	GP	GP	GP	TEL
Space mean speed (mph)	69	63	55	70	53	70	69	62	52	56	54	54	53	48	59	56	56	63	
Travel time per vehicle (min)	0.25	0.09	0.42	0.79	0.43	0.08	0.25	0.10	0.44	0.16	0.15	0.25	0.15	0.10	0.14	0.31	0.54	50.39	
Volume (vph)	955	955	955	984	766	756	756	756	-	-	-	-	-	-	-	-	-	23.64	
Level of Service (LOS)	B	B	B	B	B	A	A	B											

4:30 PM	C	D	C	D	C	E	D	C	B	C	C	C	C	B	B	B	B	
4:45 PM	D	F	D	F	D	F	D	C	C	D	D	C	D	B	B	B	C	
5:00 PM	D	F	D	F	D	F	D	D	C	D	D	D	D	C	B	B	C	
5:15 PM	D	F	D	F	D	F	D	D	C	D	D	D	D	C	B	C	C	
5:30 PM	D	F	D	F	D	F	D	D	C	D	D	D	D	C	B	C	C	
5:45 PM	F	E	D	F	D	F	D	D	C	D	D	D	D	C	B	C	C	
6:00 PM	F	F	D	F	D	F	F	F	C	F	F	F	D	C	B	C	C	
6:15 PM	F	F	E	F	E	F	F	F	C	F	F	F	F	D	B	C	C	

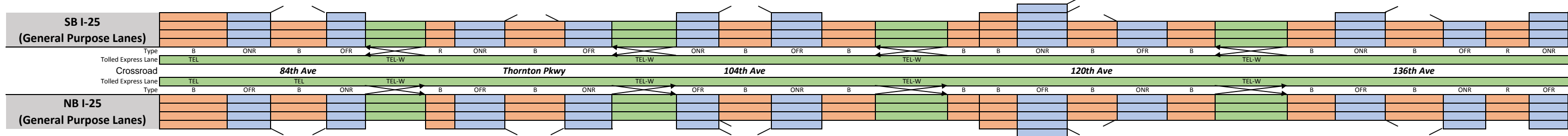


4:30 PM	D	F	C	F	D	F	C	D	C	C	F	D	D	C	C	B	D	
4:45 PM	F	F	D	F	D	F	F	E	C	F	F	F	D	C	C	C	D	
5:00 PM	D	F	C	F	C	F	C	C	B	D	F	D	C	C	B	B	C	
5:15 PM	D	F	C	F	D	F	C	D	C	D	F	D	D	C	C	B	C	
5:30 PM	D	F	D	F	D	F	C	D	B	C	F	D	C	C	B	B	C	
5:45 PM	F	F	D	F	F	F	F	D	D	F	F	F	D	C	C	C	D	
6:00 PM	D	F	D	F	F	F	F	D	F	F	F	F	D	C	C	C	D	
6:15 PM	D	F	C	F	E	F	C	D	F	D	F	E	D	C	B	C	D	

SEGMENT	115	116	117	118	119	120	121	122	123	124	125	126	127	128	129	130	131		
Segment Length (ft)	1,500	900	2,000	4,840	2,000	740	1,500	525	2,000	1,165	570	750	510	840	550	1,500	2,700	277,130	
Number of lanes	2	2	3	2	3	2	2	2	3	2	2	2	2	2	2	2	2		
Free Flow Speed (mph)	70	70	70	70	70	70	70	70	70	70	70	70	70	70	70	70	70		
Segment demand (vph)	3,563	3,563	4,354	3,511	4,354	3,674	3,674	2,781	3,445	3,698	3,698	3,698	2,684	2,684	1,913	2,487	2,487		
On-Ramp demand (vph)	987		791		843				664	253						574			
Off-Ramp demand (vph)			843		680		893					1,014		771					
Ramp-to-Ramp demand (vph)			791		680														
Travel time per vehicle (min)	0.32	0.30	0.42	1.55	0.46	0.26	0.31	0.11	0.41	0.25	0.17	0.16	0.11	0.19	0.11	0.30	0.55	90.54	
VMTD Veh-miles (Demand)	1,012	607	1,649	3,218	1,649	515	1,044	277	1,305	816	399	525	259	427	199	707	1,272	248,059	
VMTV Veh-miles (Volume)	1,007	604	1,642	3,206	1,631	508	1,031	273	1,286	805	394	518	256	421	197	699	1,259	225,185	
VHT travel (hrs)	18.90	17.45	30.01	90.15	33.23	15.76	18.80	5.14	23.31	14.96	10.50	9.50	4.76	8.39	3.33	12.19	22.73	6,355.62	
VHD delay (hrs)	4.51	8.82	6.55	44.35	9.94	8.50	4.08	1.23	4.93	3.46	4.87	2.10	1.11	2.38	0.52	2.20	4.74	5,046.67	
Space mean speed (mph)	53	35	55	36	49	32	55	53	55	54	38	55	54	50	59	57	55	35	
Segment density (veh/mi/lane)	26	51	26	49	29	56	20	26	20	26	49	31	25	20	16	17	22	45	
Segment density (pc/mi/lane)	30	59	30	57	33	65	23	29	23	29	55	34	27	22	18	19	25	52	
Tolled Express Lane	TEL-OFR			TEL-ONR			TEL-ONR			GP	GP	GP	GP	GP	GP	GP	GP	GP	TEL
Space mean speed (mph)	70	70	55	70	49	64	69	70	55	54	38	55	54	50	59	57	55	62	
Travel time per vehicle (min)	0.24	0.15	0.42	0.79	0.46	0.13	0.25	0.09	0.41	0.25	0.17	0.16	0.11	0.19	0.11	0.30	0.55	53.95	
Volume (vph)	781	781	791	843	680	680	680	680	-	-	-	-	-	-	-	-	-	36.59	
Level of Service (LOS)	B	B	B	B	B	A	A	A											

SEGMENT	1	2	3	4	5	6	7	8	9	10	11	12	13	14	15	16	17	18	19	20	21	22	23	24	25	26	27	28	
Segment Length (ft)	2,700	1,500	1,865	1,100	2,530	715	750	1,835	750	2,900	1,045	1,735	1,010	2,190	3,100	95	800	1,500	1,575	1,500	1,400	3,000	1,315	1,500	2,095	750	1,390	750	
Number of lanes	4	4	3	3	4	3	3	3	3	4	3	3	3	3	4	3	4	3	3	3	3	4	3	3	3	3	3	3	
Free Flow Speed (mph)	60	60	60	60	60	60	60	60	60	60	60	60	60	60	60	60	60	60	65	65	65	65	65	65	65	65	65	65	
Segment demand (vph)	6,381	6,381	5,108	5,718	6,820	5,285	5,285	4,227	4,851	6,385	4,976	3,784	4,643	4,643	6,052	4,869	4,869	4,869	3,525	4,647	4,647	5,829	5,045	5,045	3,809	4,189	4,189	4,189	
On-Ramp demand (vph)		1,273			1,535		1,058			1,409	1,192				1,183			1,344				784		1,236				864	
Off-Ramp demand (vph)				610	1,102				624	1,534			859		1,409						1,122		1,182				380		
Ramp-to-Ramp demand (vph)					949					1,275					1,006								723						
Travel time per vehicle (min)	0.77	0.29	0.57	0.24	0.86	0.21	0.18	0.50	0.17	0.78	0.24	0.44	0.22	0.65	0.85	0.03	0.20	0.34	0.36	0.31	0.40	0.73	0.44	0.33	0.50	0.15	0.30	0.16	
VMTD Veh-miles (Demand)	3,263	1,813	1,804	1,191	3,268	716	751	1,469	689	3,507	985	1,243	888	1,926	3,553	88	738	1,383	1,051	1,320	1,232	3,312	1,256	1,433	1,511	595	1,103	595	
VMTV Veh-miles (Volume)	3,069	1,705	1,670	1,102	3,022	706	741	1,469	689	3,507	985	1,243	888	1,926	3,553	88	738	1,383	1,051	1,320	1,232	3,312	1,256	1,433	1,511	595	1,103	595	
VHT travel (hrs)	76.57	29.13	44.53	21.48	89.99	18.16	15.40	35.34	13.38	82.99	20.24	27.81	17.28	50.53	85.96	2.45	16.10	27.67	21.19	24.26	31.00	71.33	36.72	27.72	31.69	10.79	20.66	11.15	
VHD delay (hrs)	25.42	0.71	16.69	3.13	177.06	6.40	30.56	10.85	1.90	24.55	3.83	7.08	2.47	18.44	26.74	0.99	3.80	4.62	5.02	3.95	12.05	20.38	17.39	5.67	8.44	1.64	3.69	1.99	
Space mean speed (mph)	40	59	38	51	34	39	48	42	51	42	49	45	51	38	41	36	46	50	50	54	40	46	34	52	48	55	53	53	
Segment density (veh/mi/lane)	37	26	42	34	48	45	36	34	31	37	34	28	30	41	36	45	27	32	24	28	39	31	49	33	27	25	26	26	
Segment density (pc/mi/lane)	44	30	49	40	56	52	42	40	37	43	40	33	35	48	42	53	31	38	28	33	46	36	57	38	31	30	31	31	
Tolled Express Lane	TEL				TEL-W					TEL-W					TEL-W							TEL-W							
Space mean speed (mph)	40	60	60	56	34	60	60	60	55	42	60	60	60	59	41	60	60	60	65	65	63	46	65	65	65	65	65	65	65
Travel time per vehicle (min)	0.77	0.28	0.35	0.23	0.86	0.14	0.14	0.35	0.16	0.78	0.20	0.33	0.19	0.42	0.85	0.02	0.15	0.28	0.28	0.26	0.25	0.73	0.23	0.26	0.37	0.13	0.24	0.13	
Volume (vph)	1,101	1,101	1,101	1,101	949	1,535	1,535	1,535	1,535	1,275	1,409	1,409	1,409	1,409	1,006	1,185	1,185	1,185	1,185	1,185	1,185	723	785	785	785	785	785	785	
Level of Service (LOS)	D	C	C	C	D	C	C	C	D	D	C	C	C	C	C	C	C	C	C	C	C	B	B	B	B	B	B	B	

6:45 AM	D	C	E	C	E	C	C	C	C	D	C	C	C	D	E	E	C	B	C	D	E	D	F	C	D	D	D	C
7:00 AM	E	D	F	C	F	D	D	D	D	E	D	C	C	E	E	F	D	B	C	D	D	E	F	D	D	D	D	C
7:15 AM	E	D	F	C	E	D	D	D	D	E	D	D	C	E	E	F	D	B	D	D	D	F	D	D	D	D	D	C
7:30 AM	F	D	F	F	F	F	F	E	D	F	D	D	C	F	E	F	D	C	D	D	D	F	E	D	D	E	E	C
7:45 AM	E	D	F	F	F	F	F	E	D	F	D	D	C	F	E	F	D	C	D	D	D	E	E	D	D	D	D	C
8:00 AM	E	D	F	F	F	F	F	E	D	F	D	D	C	F	E	F	D	C	D	D	D	E	D	F	C	D	D	C
8:15 AM	E	D	F	F	F	F	D	E	D	E	D	D	C	E	E	F	D	C	D	D	D	E	D	F	C	D	D	C
8:30 AM	E	D	F	C	E	F	D	E	D	E	D	D	C	F	E	F	D	C	D	D	D	E	D	E	C	D	D	C

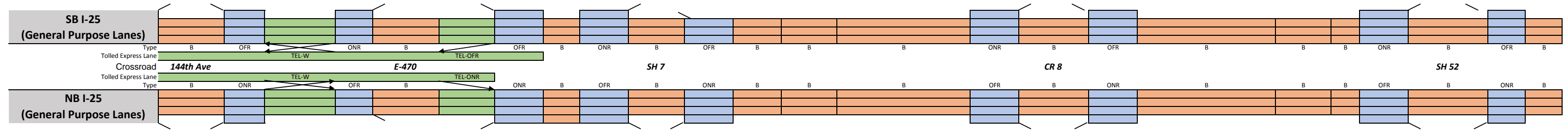


6:45 AM	C	B	B	B	B	B	A	B	B	B	B	C	C	D	B	D	C	A	C	C	C	B	C	C	C	C	C	C
7:00 AM	C	C	C	C	C	C	B	C	C	C	B	D	C	E	C	E	C	B	C	C	D	C	D	D	D	C	C	C
7:15 AM	C	C	C	C	C	C	B	C	C	C	B	C	C	D	C	D	C	A	C	C	D	B	D	C	C	C	C	C
7:30 AM	C	C	D	C	C	C	B	D	C	C	C	D	C	E	C	E	C	B	C	C	D	B	D	D	C	C	C	C
7:45 AM	D	C	D	C	C	C	B	D	C	C	C	D	C	E	C	E	C	B	C	C	D	C	D	D	C	C	C	C
8:00 AM	D	C	E	D	D	D	B	D	C	D	C	D	C	E	C	E	D	B	D	C	E	C	E	D	D	D	C	D
8:15 AM	D	C	D	D	D	D	B	D	D	D	C	D	C	E	C	E	D	B	D	C	D	C	E	D	D	C	C	C
8:30 AM	D	C	D	D	D	D	B	E	C	D	C	D	C	E	C	E	D	B	D	D	C	D	E	D	D	D	C	C

SEGMENT	1	2	3	4	5	6	7	8	9	10	11	12	13	14	15	16	17	18	19	20	21	22	23	24	25	26	27	28
Segment Length (ft)	2,700	1,100	1,875	750	2,200	170	1,500	2,180	1,350	2,450	995	1,700	1,500	1,765	3,000	310	715	1,500	1,525	1,500	1,400	3,000	1,380	1,500	2,040	1,015	1,070	745
Number of lanes	4	4	3	3	4	4	3	3	3	4	3	3	3	3	4	3	4	3	3	3	3	4	3	3	3	3	3	3
Free Flow Speed (mph)	60	60	60	60	60	60	60	60	60	60	60	60	60	60	60	60	60	60	65	65	65	65	65	65	65	65	65	65
Segment demand (vph)	4,511	4,511	3,518	4,067	4,405	4,059	4,059	3,489	4,079	4,424	4,089	3,438	4,162	4,162	4,497	4,206	4,206	4,206	3,155	3,946	3,946	4,236	4,032	4,032	3,352	3,949	3,949	3,949
On-Ramp demand (vph)				549	338					345			724		335						791		290				597	
Off-Ramp demand (vph)		993			346		570			335	651				291			1,051				204			680			768
Ramp-to-Ramp demand (vph)					316					312					264								164					
Travel time per vehicle (min)	0.64	0.21	0.46	0.17	0.53	0.04	0.33	0.53	0.31	0.59	0.22	0.41	0.34	0.46	0.62	0.08	0.17	0.33	0.33	0.32	0.33	0.57	0.33	0.31	0.45	0.21	0.23	0.15
VMTD Veh-miles (Demand)	2,307	940	1,249	578	1,835	131	1,153	1,441	1,043	2,053	771	1,107	1,182	1,391	2,555	247	570	1,195	911	1,121	1,046	2,407	1,054	1,145	1,295	759	800	557
VMTV Veh-miles (Volume)	2,307	940	1,249	578	1,835	131	1,153	1,441	1,043	2,053	771	1,107	1,182	1,391	2,555	247	570	1,195	911	1,121	1,046	2,407	1,054	1,145	1,295	759	800	557
VHT travel (hrs)	48.47	15.81	26.78	11.65	38.71	2.67	22.22	30.68	20.91	43.33	14.85	23.36	23.71	31.86	46.46	5.69	11.69	23.24	17.39	20.97	21.74	40.11	22.18	20.74	25.15	14.12	14.88	10.18
VHD delay (hrs)	10.02	0.15	5.96	2.02	8.12	0.49	3.00	6.67	3.53	9.11	2.01	4.91	4.00	8.67	3.87	1.58	2.19	3.33	3.37	3.73	5.64	3.09	5.97	3.12	5.23	2.44	2.57	1.61
Space mean speed (mph)	48	59	47	50	47	49	52	47	50	47	52	47	50	44	55	43	49	51	52	53	48	60	48	55	51	54	54	55
Segment density (veh/mi/lane)	24	19	25	27	23	21	26	25	27	23	26	24	28	32	20	32	22	27	20	25	27	18	28	24	22	24	24	24

SEGMENT	29	30	31	32	33	34	35	36	37	38	39	40	41	42	43	44	45	46	47	48	49	50	51	52		
Segment Length (ft)	2,720	1,280	3,000	1,280	3,650	2,000	750	685	750	2,535	1,500	520	2,000		7,390	1,500	2,750	1,500		7,610	2,000	295	1,500	3,030	1,500	400
Number of lanes	3	3	4	3	3	4	3	3	3	3	3	3	3		3	3	3	3		3	3	3	3	3	3	3
Free Flow Speed (mph)	65	65	65	65	70	70	70	70	70	70	70	70	70		70	70	70	70		70	70	70	70	70	70	70
Segment demand (vph)	3,325	3,776	4,562	3,931	3,696	4,327	4,637	4,637	4,637	3,840	4,448	4,448	4,448		4,448	4,448	3,930	4,114		4,114	4,118	4,118	4,118	3,250	3,550	3,550
On-Ramp demand (vph)			631	235					797							518							868			
Off-Ramp demand (vph)		451	786			631	310				608						184							300		
Ramp-to-Ramp demand (vph)			621																							
Travel time per vehicle (min)	0.61	0.26	0.57	0.27	0.80	0.43	0.14	0.17	0.15	0.55	0.29	0.13	0.48		1.78	0.30	0.60	0.29		1.72	0.45	0.07	0.29	0.61	0.29	0.08
VMTD Veh-miles (Demand)	1,713	915	2,592	953	2,555	1,639	659	602	659	1,844	1,264	438	1,685		6,226	1,264	2,047	1,169		5,929	1,560	230	1,170	1,865	1,009	269
VMTV Veh-miles (Volume)	1,713	915	2,592	953	2,555	1,639	659	602	659	1,844	1,264	438	1,685		6,226	1,264	2,047	1,169		5,929	1,560	230	1,170	1,865	1,009	269
VHT travel (hrs)	33.74	16.46	43.20	17.77	49.14	31.09	11.12	13.34	11.69	35.05	21.53	9.28	35.67		131.81	22.07	39.42	19.63		117.61	30.72	4.53	20.10	33.11	16.96	4.91
VHD delay (hrs)	7.39	2.37	3.32	3.11	12.64	7.68	1.71	4.75	2.28	8.71	3.48	3.02	11.60		42.88	4.02	10.18	2.93		32.90	8.43	1.24	3.39	6.46	2.56	1.07
Space mean speed (mph)	51	56	60	54	52	53	59	45	56	53	59	47	47		47	57	52	60		50	51	51	58	56	59	55
Segment density (veh/mi/lane)	22	23	19	24	24	20	26	34	27	24	25	31	31		31	26	25	23		27	27	27	24	19	20	22
Segment density (pc/mi/lane)	26	27	22	29	28	23	30	39	32	28	29	36	36		36	30	29	26		31	31	31	27	22	23	25
Tolled Express Lane	TEL-W		TEL-OFR		GP		GP		GP		GP		GP		GP		GP		GP		GP		GP		GP	
Space mean speed (mph)	65	64	60	66	70	53	63	45	56	53	59	47	47		47	57	52	60		50	51	51	58	56	59	55
Travel time per vehicle (min)	0.48	0.23	0.57	0.22	0.59	0.43	0.14	0.17	0.15	0.55	0.29	0.13	0.48		1.78	0.30	0.60	0.29		1.72	0.45	0.07	0.29	0.61	0.29	0.08
Volume (vph)	785	785	621	631	631	-	-	-	-	-	-	-	-		-	-	-	-		-	-	-	-	-	-	-
Level of Service (LOS)	B	B	A	A	A																					

6:45 AM	C	C	C	C	D	C	C	E	C	D	C	D	D	D	C	D	C	D	D	D	B	C	B	C
7:00 AM	C	C	C	C	D	C	C	E	C	D	C	E	E	E	C	D	C	D	D	D	B	C	B	C
7:15 AM	C	C	C	C	D	C	C	E	C	D	C	E	E	E	C	D	C	D	D	D	B	C	C	D
7:30 AM	D	C	C	C	D	C	C	E	C	D	C	E	E	E	C	D	C	D	D	D	B	C	B	C
7:45 AM	C	C	C	C	D	C	C	E	C	D	C	E	E	E	C	D	C	D	D	D	B	C	B	C
8:00 AM	C	C	C	C	C	C	C	E	C	D	C	D	D	D	C	D	C	D	D	D	B	C	B	C
8:15 AM	C	C	B	B	C	B	C	D	C	C	C	D	D	D	B	C	B	C	C	C	B	C	B	C
8:30 AM	C	C	B	B	C	B	C	D	C	C	C	D	D	D	B	C	B	C	C	C	B	C	B	C

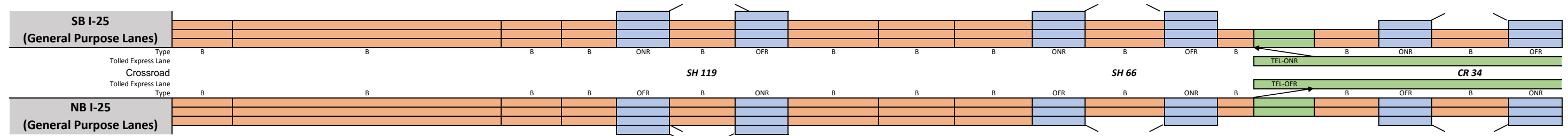


6:45 AM	C	B	B	C	C	B	B	B	B	B	C	C	C	C	B	B	B	C	C	C	B	B	A	B
7:00 AM	C	B	B	C	C	B	B	C	B	C	B	C	C	C	C	C	B	C	C	C	C	B	B	C
7:15 AM	C	B	B	C	C	B	B	C	B	C	B	C	C	C	C	C	B	C	C	C	C	B	B	C
7:30 AM	C	C	B	C	C	B	B	C	C	C	B	D	D	D	C	C	B	C	C	C	C	B	B	C
7:45 AM	C	C	B	C	C	B	C	C	C	C	B	D	D	D	C	C	B	C	C	C	C	B	B	C
8:00 AM	C	C	B	C	C	B	B	C	B	C	B	C	C	C	C	C	B	C	C	C	C	B	B	C
8:15 AM	C	C	B	C	C	B	B	C	B	C	B	C	C	C	C	C	B	C	C	C	C	C	B	C
8:30 AM	C	B	B	C	C	B	B	C	B	C	B	C	C	C	C	C	B	C	C	C	C	B	B	C

SEGMENT	29	30	31	32	33	34	35	36	37	38	39	40	41	42	43	44	45	46	47	48	49	50	51	52		
Segment Length (ft)	2,714	935	2,976	750	2,725	2,000	1,500	645	1,500	2,005	1,500	1,470	2,000		7,240	1,500	2,955	1,500		7,555	2,000	155	1,500	3,580	750	735
Number of lanes	3	3	4	3	3	4	3	4	3	3	3	3	3		3	3	3	3		3	3	3	3	3	3	3
Free Flow Speed (mph)	65	65	65	65	70	70	70	70	70	70	70	70	70		70	70	70	70		70	70	70	70	70	70	70
Segment demand (vph)	3,181	3,634	3,839	3,658	3,541	3,721	4,088	4,088	4,088	3,129	3,669	3,669	3,669		3,669	3,669	3,219	3,444		3,444	3,444	3,444	3,444	2,567	2,939	2,939
On-Ramp demand (vph)		453	205			180	369				540							225						372		
Off-Ramp demand (vph)			181	117		2			959							450								877		
Ramp-to-Ramp demand (vph)			155			2																				
Travel time per vehicle (min)	0.59	0.20	0.56	0.15	0.57	0.40	0.29	0.13	0.29	0.40	0.29	0.31	0.42		1.53	0.29	0.60	0.29		1.56	0.41	0.03	0.29	0.69	0.14	0.15
VMTD Veh-miles (Demand)	1,635	644	2,164	520	1,828	1,409	1,161	499	1,161	1,188	1,042	1,021	1,390		5,031	1,042	1,802	978		4,928	1,305	101	978	1,741	417	409
VMTV Veh-miles (Volume)	1,635	644	2,164	520	1,828	1,409	1,161	499	1,161	1,188	1,042	1,021	1,390		5,031	1,042	1,802	978		4,928	1,305	101	978	1,741	417	409
VHT travel (hrs)	31.16	11.89	36.06	9.25	33.51	25.02	20.07	8.75	20.03	20.91	17.83	18.96	25.79		93.36	17.63	31.93	16.71		89.43	23.67	1.83	16.82	29.55	7.00	7.11
VHD delay (hrs)	6.00	1.99	2.77	1.26	7.40	4.88	3.48	1.61	3.44	3.94	2.94	4.36	5.94		21.49	2.74	6.19	2.73		19.03	5.04	0.39	2.84	4.69	1.04	1.27
Space mean speed (mph)	52	54	60	56	55	56	58	57	58	57	58	54	54		54	59	56	59		55	55	55	58	59	60	58
Segment density (veh/mi/lane)	20	22	16	22	22	16	24	18	24	18	21	23	23		23	21	19	20		21	21	21	20	15	16	17
Segment density (pc/mi/lane)	23	26	18	25	25	19	27	21	27	21	24	26	26		26	24	22	22		24	24	24	23	17	19	20
Tolled Express Lane	TEL-W		TEL-ONR		GP		GP		GP		GP		GP		GP		GP		GP		GP		GP		GP	
Space mean speed (mph)	65	65	60	64	70	56	58	57	58	57	58	54	54		54	59	56	59		55	55	55	58	59	60	58
Travel time per vehicle (min)	0.47	0.16	0.56	0.13	0.44	0.40	0.29	0.13	0.29	0.40	0.29	0.31	0.42		1.53	0.29	0.60	0.29		1.56	0.41	0.03	0.29	0.69	0.14	0.15
Volume (vph)	203	203	155	179	179	2	2	2	2	2	2	2	2		2	2	2	2		2	2	2	2	2	2	2
Level of Service (LOS)	A	A	A	A	A	A	A	A	A	A	A	A	A		A	A	A	A		A	A	A	A	A	A	A

SEGMENT	53	54	55	56	57	58	59	60	61	62	63	64	65	66	67	68	69	70	71
Segment Length (ft)	2,000	14,995	2,000	745	750	4,315	1,500	3,500	3,000	3,240	1,500	2,995	1,500	490	2,000	2,280	1,500	2,995	1,500
Number of lanes	3	3	3	3	3	3	3	3	3	3	3	3	3	2	3	2	2	2	2
Free Flow Speed (mph)	70	70	70	70	70	70	70	70	70	70	70	70	70	70	70	70	70	70	70
Segment demand (vph)	3,550	3,550	3,550	3,550	3,550	2,197	2,974	2,974	2,974	2,974	2,974	2,390	2,659	2,659	2,659	2,521	2,521	2,219	2,325
On-Ramp demand (vph)					1,353						584				138		302		
Off-Ramp demand (vph)							777						269						106
Ramp-to-Ramp demand (vph)																			
Travel time per vehicle (min)	0.42	3.11	0.42	0.15	0.15	0.82	0.29	0.69	0.59	0.64	0.29	0.57	0.29	0.11	0.40	0.49	0.30	0.61	0.30
VMTD Veh-miles (Demand)	1,345	10,082	1,345	501	504	1,795	845	1,971	1,690	1,825	845	1,356	755	247	1,007	1,089	716	1,259	661
VMTV Veh-miles (Volume)	1,345	10,082	1,345	501	504	1,795	845	1,971	1,690	1,825	845	1,356	755	247	1,007	1,089	716	1,259	661
VHT travel (hrs)	24.57	184.24	24.57	9.15	8.73	29.88	14.50	34.24	29.35	31.69	14.39	22.76	12.70	4.75	17.64	20.57	12.67	22.62	11.69
VHD delay (hrs)	5.36	40.21	5.36	2.00	1.52	4.23	2.43	6.07	5.21	5.62	2.32	3.39	1.91	1.23	3.25	5.01	2.44	4.64	2.25
Space mean speed (mph)	55	55	55	55	58	60	58	58	58	58	59	60	59	52	57	53	57	56	57
Segment density (veh/mi/lane)	22	22	22	22	20	12	17	17	17	17	17	13	15	26	15	24	19	20	19
Segment density (pc/mi/lane)	25	25	25	25	23	14	19	20	20	20	19	15	17	29	18	27	22	23	22
Tolled Express Lane	GP	GP	GP	GP	GP	GP	GP	GP	GP	GP	GP	GP	GP	GP	GP	GP	GP	GP	GP
Space mean speed (mph)	55	55	55	55	58	60	58	58	58	58	59	60	59	52	57	70	70	70	70
Travel time per vehicle (min)	0.42	3.11	0.42	0.15	0.15	0.82	0.29	0.69	0.59	0.64	0.29	0.57	0.29	0.11	0.40	0.37	0.24	0.49	0.24
Volume (vph)	-	-	-	-	-	-	-	-	-	-	-	-	-	-	-	139	139	139	139
Level of Service (LOS)																A	A	A	A

6:45 AM	C	C	C	C	C	B	B	B	B	B	B	B	B	C	B	C	B	B	B
7:00 AM	C	C	C	C	C	B	B	C	C	C	B	B	B	D	B	C	C	C	C
7:15 AM	D	D	D	D	C	B	B	C	C	C	B	B	B	D	B	D	C	C	C
7:30 AM	C	C	C	C	C	B	B	C	C	C	B	B	B	D	B	D	C	C	C
7:45 AM	C	C	C	C	C	B	B	C	C	C	B	B	B	D	B	D	C	C	C
8:00 AM	C	C	C	C	C	B	B	C	C	C	B	B	B	D	B	C	C	C	C
8:15 AM	C	C	C	C	B	B	B	B	B	B	B	B	B	C	B	C	B	C	B
8:30 AM	C	C	C	C	B	B	B	B	B	B	B	B	B	C	B	C	B	B	B



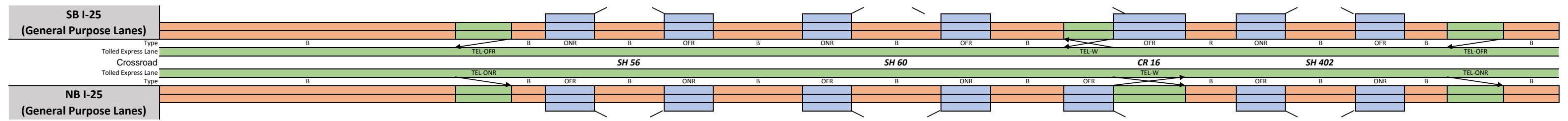
6:45 AM	B	B	B	B	A	A	B	B	B	B	B	B	B	C	B	C	C	C	B
7:00 AM	C	C	C	C	A	B	B	B	B	B	B	C	C	D	B	D	C	C	C
7:15 AM	C	C	C	C	A	B	B	B	B	B	B	C	B	D	B	C	C	C	C
7:30 AM	C	C	C	C	A	B	B	C	C	C	B	C	C	D	B	D	C	C	C
7:45 AM	C	C	C	C	A	B	B	B	B	B	B	C	C	D	B	C	C	C	C
8:00 AM	C	C	C	C	A	B	B	C	C	C	B	C	C	D	B	D	C	C	C
8:15 AM	C	C	C	C	A	B	B	C	C	C	B	D	C	D	B	D	C	C	C
8:30 AM	C	C	C	C	A	B	B	B	B	B	B	C	C	E	C	D	C	C	C

SEGMENT	53	54	55	56	57	58	59	60	61	62	63	64	65	66	67	68	69	70	71
Segment Length (ft)	2,000	15,000	2,000	1,635	1,500	2,325	1,500	3,850	3,000	3,040	1,500	3,185	1,500	500	2,000	2,245	1,500	3,035	1,500
Number of lanes	3	3	3	3	3	3	3	3	3	3	3	2	2	2	3	2	2	2	2
Free Flow Speed (mph)	70	70	70	70	70	70	70	70	70	70	70	70	70	70	70	70	70	70	70
Segment demand (vph)	2,939	2,939	2,939	2,939	2,939	2,102	2,672	2,672	2,672	2,672	2,672	2,234	2,700	2,700	2,703	2,413	2,413	2,284	2,401
On-Ramp demand (vph)							570						466		3				117
Off-Ramp demand (vph)					837						438				290		129		
Ramp-to-Ramp demand (vph)															3				
Travel time per vehicle (min)	0.40	2.96	0.40	0.32	0.29	0.44	0.29	0.75	0.58	0.59	0.24	0.65	0.30	0.11	0.41	0.47	0.30	0.63	0.30
VMTD Veh-miles (Demand)	1,113	8,349	1,113	910	835	926	759	1,948	1,518	1,538	759	1,348	767	256	1,024	1,026	686	1,313	682
VMTV Veh-miles (Volume)	1,113	8,349	1,113	910	835	926	759	1,948	1,518	1,538	759	1,348	767	256	1,024	1,026	686	1,313	682
VHT travel (hrs)	19.35	145.13	19.35	15.82	14.26	15.38	12.89	33.28	25.93	26.28	10.89	24.24	13.47	5.02	18.39	19.05	12.14	23.86	12.10
VHD delay (hrs)	3.45	25.85	3.45	2.82	2.33	2.15	2.05	5.45	4.24	4.30	0.05	4.99	2.52	1.37	3.76	4.40	2.35	5.10	2.35
Space mean speed (mph)	58	58	58	58	59	60	59	59	59	59	70	56	57	51	56	54	56	55	56
Segment density (veh/mi/lane)	17	17	17	17	17	12	15	15	15	15	13	20	18	27	16	22	20	21	19
Segment density (pc/mi/lane)	20	20	20	20	19	13	17	17	17	17	15	23	21	30	19	26	23	24	22
Tolled Express Lane	GP	GP	GP	GP	GP	GP	GP	GP	GP	GP	GP	GP	GP	GP	GP	GP	GP	GP	GP
Space mean speed (mph)	58	58	58	58	59	60	59	59	59	59	70	56	57	51	56	70	70	70	70
Travel time per vehicle (min)	0.40	2.96	0.40	0.32	0.29	0.44	0.29	0.75	0.58	0.59	0.24	0.65	0.30	0.11	0.41	0.37	0.24	0.49	0.24
Volume (vph)	3	3	3	3	3	3	3	3	2	2	2	2	2	2	3	290	290	290	290
Level of Service (LOS)	A	A	A	A	A	A	A	A	A	A	A	A	A	A	A	A	A	A	A

SEGMENT	72	73	74	75	76	77	78	79	80	81	82	83	84	85	86	87	88	89	90	91
Segment Length (ft)	18,155	2,000	425	1,500	3,020	1,500	4,340	1,500	3,245	1,500	5,790	3,075	750	895	1,165	2,870	750	705	2,000	2,640
Number of lanes	2	3	2	2	2	2	2	2	2	2	2	3	2	2	2	2	2	2	3	2
Free Flow Speed (mph)	70	70	70	70	70	70	70	70	70	70	70	70	70	70	70	70	70	70	70	70
Segment demand (vph)	2,325	2,464	2,353	2,353	2,197	2,425	2,425	2,071	2,259	2,259	2,259	2,368	2,347	2,347	2,347	1,979	2,374	2,374	2,374	2,476
On-Ramp demand (vph)		111		156				354				101			368				75	
Off-Ramp demand (vph)		139				228			188			109	80				395		102	
Ramp-to-Ramp demand (vph)		111										89							75	
Travel time per vehicle (min)	3.77	0.39	0.09	0.31	0.61	0.30	0.92	0.30	0.65	0.30	1.19	0.54	0.15	0.18	0.23	0.57	0.15	0.15	0.39	0.55
VMTD Veh-miles (Demand)	7,994	933	189	668	1,257	689	1,993	689	1,273	642	2,477	1,379	333	398	518	1,076	337	317	938	1,201
VMTV Veh-miles (Volume)	7,994	933	189	668	1,257	689	1,993	689	1,273	642	2,477	1,379	333	398	518	1,076	337	317	938	1,201
VHT travel (hrs)	145.94	16.03	3.47	11.99	22.51	12.25	36.99	12.12	22.40	11.39	44.71	21.22	5.89	7.03	9.05	18.73	6.03	5.82	16.11	22.15
VHD delay (hrs)	31.74	2.70	0.77	2.44	4.56	2.41	8.52	2.28	4.22	2.22	9.32	1.52	1.13	1.35	1.65	3.37	1.22	1.29	2.71	5.00
Space mean speed (mph)	55	58	55	56	56	56	54	57	57	56	55	65	57	57	57	57	56	54	58	54
Segment density (veh/mi/lane)	21	14	22	21	20	18	23	18	18	18	20	12	19	33	17	17	20	22	14	22
Segment density (pc/mi/lane)	24	16	25	24	23	21	26	21	21	21	23	14	22	38	19	20	23	25	16	25

Tolled Express Lane		TEL-OFR										TEL-W						TEL-OFR			
Space mean speed (mph)	70	58	70	70	70	70	70	70	70	70	70	70	65	70	70	70	70	69	66	58	70
Travel time per vehicle (min)	2.95	0.39	0.07	0.24	0.49	0.24	0.70	0.24	0.53	0.24	0.94	0.54	0.12	0.15	0.19	0.47	0.12	0.12	0.39	0.43	
Volume (vph)	139	111	111	111	111	111	111	111	111	111	111	89	101	101	101	101	101	101	75	75	
Level of Service (LOS)	A	A	A	A	A	A	A	A	A	A	A	A	A	A	A	A	A	A	A	A	A

6:45 AM	B	B	B	B	B	B	C	B	B	B	B	B	B	B	B	B	B	C	B	C
7:00 AM	C	B	C	C	C	B	C	B	C	B	C	B	B	B	B	B	B	C	B	C
7:15 AM	D	B	D	C	C	C	D	C	C	C	C	B	C	C	B	C	C	C	B	C
7:30 AM	C	B	C	C	C	C	D	C	C	C	C	B	C	C	B	C	C	C	B	C
7:45 AM	C	B	C	C	C	B	C	B	C	C	C	B	C	C	B	C	C	C	B	C
8:00 AM	C	B	C	C	C	C	C	C	C	C	C	B	C	C	B	C	C	C	B	C
8:15 AM	C	B	C	C	C	B	C	B	B	B	C	B	B	B	B	B	B	C	B	C
8:30 AM	C	B	C	B	B	B	C	B	B	B	C	B	B	B	B	B	B	C	B	C



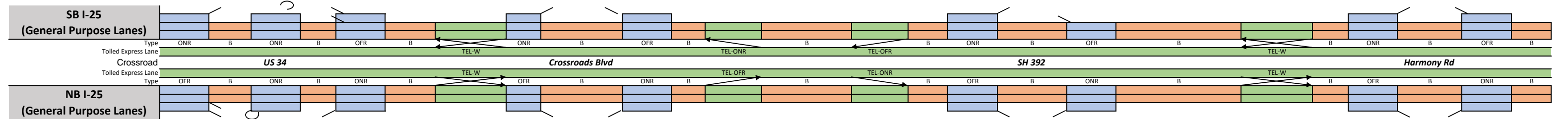
6:45 AM	C	B	C	C	C	C	C	C	C	C	D	C	B	D	C	C	C	D	B	D
7:00 AM	D	B	D	C	D	C	D	C	D	C	E	D	B	D	C	D	C	E	C	E
7:15 AM	C	B	C	C	C	C	D	C	C	C	D	C	B	D	C	C	C	D	C	E
7:30 AM	D	B	D	C	C	C	D	C	D	C	E	D	B	E	D	D	D	E	C	E
7:45 AM	C	B	C	C	C	C	D	C	D	C	D	C	B	D	C	C	C	E	C	E
8:00 AM	C	B	C	C	C	C	D	C	D	C	D	C	B	D	C	D	C	E	C	E
8:15 AM	D	B	D	C	D	C	D	C	D	C	E	D	B	E	D	D	C	E	C	E
8:30 AM	C	B	C	C	C	C	D	C	C	C	D	C	B	D	C	C	C	D	C	D

SEGMENT	72	73	74	75	76	77	78	79	80	81	82	83	84	85	86	87	88	89	90	91
Segment Length (ft)	18,150	2,000	500	1,500	2,890	1,500	4,225	1,500	4,255	1,500	3,160	1,500	3,095	1,610	1,500	2,930	1,500	1,095	2,000	1,925
Number of lanes	2	3	2	2	2	2	2	2	2	2	2	2	3	2	2	2	2	2	3	2
Free Flow Speed (mph)	70	70	70	70	70	70	70	70	70	70	70	70	70	70	70	70	70	70	70	70
Segment demand (vph)	2,401	2,693	2,409	2,409	2,334	2,644	2,644	2,644	2,520	2,888	2,888	2,888	3,127	2,838	2,838	2,453	3,012	3,012	3,300	3,048
On-Ramp demand (vph)		292				310				368			284			559			288	
Off-Ramp demand (vph)		284		75				124				45	289		385				252	
Ramp-to-Ramp demand (vph)		284											260						252	
Travel time per vehicle (min)	3.81	0.39	0.11	0.30	0.60	0.30	0.93	0.30	0.91	0.31	0.75	0.30	0.54	0.37	0.30	0.62	0.31	0.27	0.40	0.48
VMTD Veh-miles (Demand)	8,253	1,020	228	684	1,278	751	2,116	751	2,031	820	1,728	820	1,833	865	806	1,361	856	625	1,250	1,111
VMTV Veh-miles (Volume)	8,253	1,020	228	684	1,278	751	2,116	751	2,031	820	1,728	820	1,833	865	806	1,361	856	625	1,250	1,111
VHT travel (hrs)	152.41	17.58	4.22	12.10	23.32	13.43	41.02	13.30	38.35	14.72	35.86	14.48	28.20	17.70	14.42	25.39	15.50	13.52	22.06	24.39
VHD delay (hrs)	34.51	3.00	0.96	2.32	5.07	2.70	10.79	2.57	9.34	3.00	11.17	2.76	2.01	5.33	2.91	5.95	3.27	4.60	4.20	8.51
Space mean speed (mph)	54	58	54	57	55	56	52	56	53	56	48	57	65	49	56	54	55	46	57	46
Segment density (veh/mi/lane)	22	15	22	21	21	21	26	22	24	22	30	24	16	29	24	23	23	33	19	33
Segment density (pc/mi/lane)	25	18	26	24	24	24	29	25	27	25	34	28	18	33	27	26	27	37	22	38

Tolled Express Lane		TEL-ONR										TEL-W						TEL-ONR			
Space mean speed (mph)	70	58	65	70	70	70	70	70	70	70	70	70	65	70	70	70	70	70	57	69	
Travel time per vehicle (min)	2.95	0.39	0.09	0.25	0.47	0.24	0.69	0.24	0.69	0.24	0.51	0.24	0.54	0.26	0.24	0.48	0.24	0.18	0.40	0.32	
Volume (vph)	290	284	284	284	284	284	284	284	284	284	284	284	260	288	288	288	288	288	252	252	
Level of Service (LOS)	A	A	A	A	A	A	A	A	A	A	A	A	A	A	A	A	A	A	A	A	

SEGMENT	92	93	94	95	96	97	98	99	100	101	102	103	104	105	106	107	108	109	110	111	112	113	114	115	116	
Segment Length (ft)	1,500	405	755	1,250	1,500	1,435	3,000	1,500	3,480	1,500	700	2,000	4,255	2,000	460	1,500	3,240	1,500	6,730	3,000	455	1,500	3,025	1,500	500	
Number of lanes	2	2	2	2	2	2	3	2	2	2	2	3	2	3	2	2	2	2	2	3	2	2	2	2	2	
Free Flow Speed (mph)	70	70	70	70	70	70	70	70	70	70	70	70	70	70	70	70	70	70	70	70	70	70	70	70	70	
Segment demand (vph)	2,401	2,100	2,100	1,699	2,463	2,463	2,538	2,445	1,958	2,628	2,628	2,722	2,613	2,721	2,635	2,635	2,025	2,405	2,405	2,491	2,431	2,431	1,369	2,040	2,040	
On-Ramp demand (vph)	301		401				93	487				109		86		610				60		1,062				
Off-Ramp demand (vph)					764		75			670		94		108				380		86				671		
Ramp-to-Ramp demand (vph)							59					94		86							56					
Travel time per vehicle (min)	0.30	0.08	0.15	0.24	0.31	0.30	0.52	0.30	0.69	0.31	0.16	0.39	0.94	0.39	0.10	0.30	0.64	0.30	1.39	0.52	0.09	0.30	0.57	0.31	0.10	
VMTD Veh-miles (Demand)	682	161	300	402	700	669	1,442	695	1,291	747	348	1,031	2,106	1,031	230	749	1,243	683	3,065	1,415	209	691	784	580	193	
VMTV Veh-miles (Volume)	682	161	300	402	700	669	1,442	695	1,291	747	348	1,031	2,106	1,031	230	749	1,243	683	3,065	1,415	209	691	784	580	193	
VHT travel (hrs)	11.96	2.85	5.34	6.82	12.70	12.50	22.19	12.31	22.42	13.51	6.79	17.83	40.91	17.81	4.36	13.20	21.50	12.22	55.70	21.77	3.82	12.05	12.94	10.49	3.36	
VHD delay (hrs)	2.22	0.54	1.05	1.08	2.71	2.94	1.58	2.39	3.99	2.85	1.82	3.10	10.82	3.09	1.08	2.50	3.75	2.46	11.91	1.56	0.83	2.18	1.73	2.21	0.60	
Space mean speed (mph)	57	57	56	59	55	54	65	56	58	55	51	58	51	58	53	57	58	56	55	65	55	57	61	55	58	
Segment density (veh/mi/lane)	17	19	17	14	14	23	13	19	17	21	26	16	25	16	25	19	18	23	22	13	22	16	11	15	18	
Segment density (pc/mi/lane)	20	21	19	17	17	26	15	22	20	24	29	18	29	18	28	21	20	25	25	14	25	18	13	17	20	
Tolled Express Lane																										
Space mean speed (mph)	70	70	70	70	70	70	TEL-W		65	70	70	TEL-ONR		58	70	TEL-OFR		58	70	70	70	70	TEL-W			65
Travel time per vehicle (min)	0.24	0.07	0.12	0.20	0.24	0.23	TEL-W		0.52	0.24	0.12	TEL-ONR		0.39	0.69	TEL-OFR		0.39	0.07	0.24	0.53	0.24	TEL-W			1.09
Volume (vph)	75	75	75	75	75	75	TEL-W		59	94	94	TEL-ONR		94	109	TEL-OFR		86	87	87	87	87	TEL-W			61
Level of Service (LOS)	A	A	A	A	A	A	A		A	A	A	A		A	A	A		A	A	A	A	A	A			A

6:45 AM	B	B	B	B	B	C	B	B	B	B	C	B	C	B	C	B	B	C	C	B	C	B	A	B	B
7:00 AM	B	B	B	B	B	C	B	B	B	B	C	B	C	B	C	B	B	C	C	B	C	B	A	B	B
7:15 AM	B	C	B	B	B	C	B	C	C	C	C	B	C	B	C	B	C	C	C	B	C	B	A	B	B
7:30 AM	B	C	B	B	B	D	B	C	C	C	D	B	D	B	D	C	C	C	C	B	D	B	B	B	C
7:45 AM	C	C	B	B	B	D	B	C	C	C	D	B	D	B	D	C	C	C	D	B	D	C	B	B	C
8:00 AM	C	C	B	B	B	D	B	C	C	C	D	B	D	B	D	C	C	C	C	B	C	B	B	B	C
8:15 AM	B	B	B	B	B	C	B	B	C	C	D	B	D	B	D	C	C	C	C	B	C	B	B	B	C
8:30 AM	B	C	B	B	B	C	B	B	B	C	C	B	C	B	C	B	C	C	C	B	C	B	B	B	C

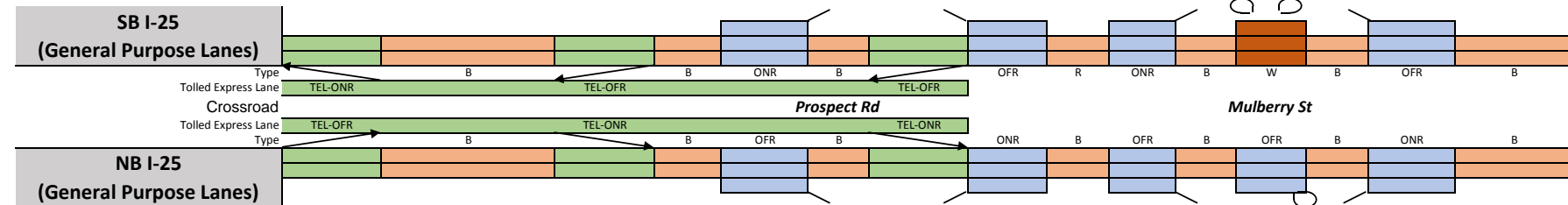


6:45 AM	B	C	B	C	C	D	B	C	C	B	D	B	D	C	C	C	C	D	B	D	C	B	B	B
7:00 AM	C	C	C	D	C	E	B	D	C	C	E	C	E	C	C	C	C	D	B	D	C	B	B	C
7:15 AM	C	C	B	D	C	E	C	D	C	C	D	B	D	B	D	C	C	D	B	D	C	B	B	C
7:30 AM	C	C	C	D	D	F	C	D	D	C	F	C	F	C	D	D	C	E	B	F	D	C	C	D
7:45 AM	C	C	B	D	C	E	C	D	C	C	E	C	E	C	D	C	C	E	B	E	C	C	C	C
8:00 AM	C	C	C	D	C	E	C	D	C	C	E	C	E	C	D	D	C	E	B	E	C	C	B	C
8:15 AM	C	C	C	D	C	E	C	D	C	C	E	C	E	C	D	D	C	E	B	E	C	C	C	C
8:30 AM	C	C	B	D	C	E	B	D	C	C	D	C	D	C	E	C	C	D	B	E	D	B	B	C

SEGMENT	92	93	94	95	96	97	98	99	100	101	102	103	104	105	106	107	108	109	110	111	112	113	114	115	116
Segment Length (ft)	1,500	1,050	1,500	600	1,500	1,545	3,000	540	3,680	1,500	500	2,000	4,255	2,000	900	1,500	2,900	1,500	6,630	3,000	600	1,500	2,565	1,500	900
Number of lanes	2	2	2	2	2	2	3	2	2	2	2	3	2	3	2	2	2	2	2	3	2	2	2	2	2
Free Flow Speed (mph)	70	70	70	70	70	70	70	70	70	70	70	70	70	70	70	70	70	70	70	70	70	70	70	70	70
Segment demand (vph)	3,048	2,248	2,671	2,671	3,154	3,154	3,407	3,162	2,395	3,054	3,054	3,299	3,035	3,299	3,061	3,061	2,556	2,996	2,996	3,235	3,054	3,054	1,909	2,286	2,286
On-Ramp demand (vph)			423		483		253			659		245		264		505		440		239		1,145			377
Off-Ramp demand (vph)	800						245	767				264		238						181					
Ramp-to-Ramp demand (vph)							169					245		238							177				
Travel time per vehicle (min)	0.31	0.22	0.30	0.13	0.31	0.40	0.62	0.11	0.77	0.30	0.13	0.40	1.07	0.40	0.23	0.31	0.63	0.31	1.63	0.52	0.15	0.31	0.51	0.30	0.19
VMTD Veh-miles (Demand)	866	447	759	304	896	923	1,936	323	1,669	868	289	1,250	2,446	1,250	522	870	1,404	851	3,762	1,838	347	868	927	649	390
VMTV Veh-miles (Volume)	866	447	759	304	896	923	1,936	323	1,669	868	289	1,250	2,446	1,250	522	870	1,404	851	3,762	1,838	347	868	927	649	390
VHT travel (hrs)	15.74	8.06	13.54	5.93	16.24	21.16	34.94	5.87	30.88	15.52	6.45	22.00	54.11	22.03	11.67	15.63	26.83	15.28	81.62	28.28	7.70	15.99	16.08	11.40	7.10
VHD delay (hrs)	3.37	1.67	2.70	1.59	3.44	7.98	7.29	1.25	7.03	3.13	2.32	4.15	19.16	4.18	4.22	3.21	6.77	3.13	27.87	2.02	2.75	3.60	2.83	2.12	1.53
Space mean speed (mph)	55	55	56	51	55	44	55	55	54	56	45	57	45	57	45	56	52	56	46	65	45	54	58	57	55
Segment density (veh/mi/lane)	20	20	18	26	23	36	20	26	22	21	34	19	34	19	34	25	24	22	32	16	34	24	17	17	21
Segment density (pc/mi/lane)	23	23	21	30	27	42	23	30	25	24	39	22	39	22	39	28	28	25	37	19	39	28	19	19	24
Tolled Express Lane																									
Space mean speed (mph)	70	70	70	70	70	70	TEL-W		55	64	70	TEL-ONR		57	70	TEL-OFR		57	67	70	70	TEL-W			70
Travel time per vehicle (min)	0.24	0.17	0.24	0.10	0.24	0.25	TEL-W		0.62	0.10	0.08	TEL-ONR		0.40	0.69	TEL-OFR		0.40	0.15	0.24	0.47	TEL-W			1.08
Volume (vph)	252	252	252	252	252	252	TEL-W		169	245	245	TEL-ONR		245	263	TEL-OFR		238	238	238	238	TEL-W			182
Level of Service (LOS)	A	A	A	A	A	A	A		A	A	A	A		A	A	A		A	A	A	A	A			A

SEGMENT	117	118	119	120	121	122	123	124	125	126	127	128	129	130	131	
Segment Length (ft)	2,000	4,840	2,000	500	1,500	535	2,000	775	715	1,160	700	420	750	1,500	2,700	276,955
Number of lanes	3	2	3	2	2	2	3	2	2	2	2	3	2	2	2	
Free Flow Speed (mph)	70	70	70	70	70	70	70	70	70	70	70	70	70	70	70	
Segment demand (vph)	2,101	2,021	2,103	2,052	2,052	1,380	1,430	1,698	1,698	1,698	1,304	1,327	884	1,062	1,062	
On-Ramp demand (vph)	80		51		672					394		443				
Off-Ramp demand (vph)	61		82				50	268				23		178		
Ramp-to-Ramp demand (vph)	61		51									1				
Travel time per vehicle (min)	0.39	0.95	0.39	0.10	0.30	0.10	0.38	0.16	0.14	0.23	0.13	0.08	0.14	0.30	0.50	58.91
VMTD Veh-miles (Demand)	796	1,853	797	194	583	140	542	249	230	373	173	106	126	302	543	166,527
VMTV Veh-miles (Volume)	796	1,853	797	194	583	140	542	249	230	373	173	106	126	302	543	165,735
VHT travel (hrs)	13.49	32.11	13.53	3.38	10.28	2.31	9.03	4.44	4.09	6.44	2.84	1.87	2.04	5.35	8.88	3,211.46
VHD delay (hrs)	2.12	5.65	2.15	0.60	1.95	0.31	1.29	0.88	0.81	1.11	0.37	0.37	0.24	1.04	1.12	919.43
Space mean speed (mph)	59	58	59	57	57	61	60	56	56	58	61	56	62	56	61	52
Segment density (veh/mi/lane)	12	18	12	18	17	11	8	12	40	11	11	8	7	9	9	23
Segment density (pc/mi/lane)	13	20	13	20	19	13	9	14	45	13	12	8	8	10	10	26
Tolled Express Lane	TEL-ONR		TEL-OFR				TEL-OFR	GP	GP	GP	GP	GP	GP	GP	GP	TEL
Space mean speed (mph)	59	70	59	70	70	66	60	56	56	58	61	56	62	56	61	60
Travel time per vehicle (min)	0.39	0.79	0.39	0.08	0.24	0.09	0.38	0.16	0.14	0.23	0.13	0.08	0.14	0.30	0.50	50.59
Volume (vph)	61	81	51	50	50	50	-	-	-	-	-	-	-	-	-	8.32
Level of Service (LOS)	A	A	A	A	A	A										

6:45 AM	A	B	A	B	B	A	A	A	A	A	A	A	A	A	A	A
7:00 AM	A	B	A	B	B	A	A	B	B	A	A	A	A	A	A	A
7:15 AM	B	B	B	B	B	A	A	B	B	B	A	A	A	A	A	A
7:30 AM	B	C	B	C	B	B	A	B	B	B	A	A	A	A	A	A
7:45 AM	B	C	B	C	C	B	A	B	B	B	A	A	A	B	A	A
8:00 AM	B	C	B	C	B	B	B	B	B	B	A	A	A	B	B	B
8:15 AM	B	C	B	C	B	B	A	B	B	B	B	A	A	B	B	B
8:30 AM	B	C	B	C	B	B	A	B	B	B	B	A	A	B	B	B

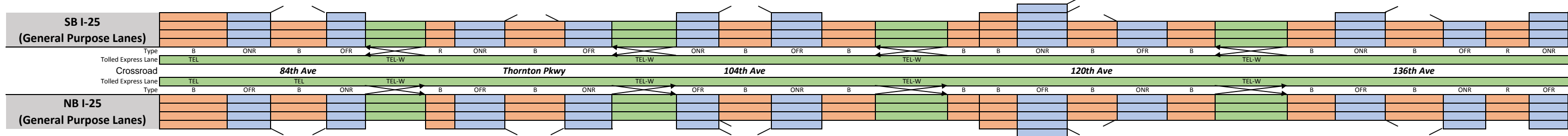


6:45 AM	B	B	B	B	A	A	A	A	B	B	A	A	A	A	A	A
7:00 AM	B	C	B	C	A	B	A	B	B	B	B	A	A	A	A	A
7:15 AM	B	C	B	C	A	B	A	B	B	B	A	A	A	A	A	A
7:30 AM	B	D	B	D	B	B	B	B	C	C	B	B	A	A	A	A
7:45 AM	B	C	B	D	B	B	B	B	C	B	B	B	A	A	A	B
8:00 AM	B	C	B	C	A	B	B	B	C	B	B	B	A	A	A	A
8:15 AM	B	C	B	D	B	B	B	B	C	B	B	B	A	A	A	B
8:30 AM	B	C	B	C	A	B	A	B	B	B	B	B	A	A	A	A

SEGMENT	117	118	119	120	121	122	123	124	125	126	127	128	129	130	131	
Segment Length (ft)	2,000	4,840	2,000	740	1,500	525	2,000	1,165	570	750	510	840	550	1,500	2,700	277,130
Number of lanes	3	2	3	2	2	2	3	2	2	2	2	2	2	2	2	2
Free Flow Speed (mph)	70	70	70	70	70	70	70	70	70	70	70	70	70	70	70	70
Segment demand (vph)	2,467	2,278	2,468	2,345	2,345	1,532	1,654	1,917	1,917	1,917	1,490	1,490	947	1,116	1,116	
On-Ramp demand (vph)	181		190				122	263						169		
Off-Ramp demand (vph)	189		123		813					427		543				
Ramp-to-Ramp demand (vph)	181		123													
Travel time per vehicle (min)	0.39	1.00	0.39	0.15	0.31	0.10	0.39	0.23	0.11	0.15	0.10	0.19	0.10	0.29	0.50	57.96
VMTD Veh-miles (Demand)	934	2,088	935	329	666	152	627	423	207	272	144	237	99	317	571	157,950
VMTV Veh-miles (Volume)	934	2,088	935	329	666	152	627	423	207	272	144	237	99	317	571	157,950
VHT travel (hrs)	16.00	38.01	16.17	6.05	12.12	2.56	10.64	7.29	3.59	4.88	2.41	4.68	1.60	5.43	9.34	2,923.46
VHD delay (hrs)	2.65	8.18	2.81	1.35	2.60	0.38	1.69	1.24	0.63	0.99	0.35	1.30	0.19	0.90	1.19	597.60
Space mean speed (mph)	58	55	58	54	55	60	59	58	58	56	60	51	61	58	61	54
Segment density (veh/mi/lane)	14	21	14	22	9	13	9	12	17	16	12	10	8	6	9	21
Segment density (pc/mi/lane)	16	24	16	25	10	15	11	14	19	18	14	11	9	7	10	24
Tolled Express Lane	TEL-OFR		TEL-ONR				TEL-ONR	GP	GP	GP	GP	GP	GP	GP	GP	TEL
Space mean speed (mph)	58	70	58	66	70	70	59	58	58	56	60	51	61	58	61	64
Travel time per vehicle (min)	0.39	0.79	0.39	0.13	0.24	0.09	0.39	0.23	0.11	0.15	0.10	0.19	0.10	0.29	0.50	49.21
Volume (vph)	181	190	123	123	123	123	-	-	-	-	-	-	-	-	-	8.75
Level of Service (LOS)	A	A	A	A	A	A										

SEGMENT	1	2	3	4	5	6	7	8	9	10	11	12	13	14	15	16	17	18	19	20	21	22	23	24	25	26	27	28	
Segment Length (ft)	2,700	1,500	1,865	1,100	2,530	715	750	1,835	750	2,900	1,045	1,735	1,010	2,190	3,100	95	800	1,500	1,575	1,500	1,400	3,000	1,315	1,500	2,095	750	1,390	750	
Number of lanes	4	4	3	3	4	3	3	3	3	4	3	3	3	3	4	3	4	3	3	3	3	4	3	3	3	3	3	3	
Free Flow Speed (mph)	60	60	60	60	60	60	60	60	60	60	60	60	60	60	60	60	60	60	65	65	65	65	65	65	65	65	65	65	
Segment demand (vph)	7,144	7,144	5,687	6,192	7,714	6,230	6,230	5,139	5,887	7,371	6,055	4,771	5,678	5,678	6,995	5,912	5,912	5,912	4,708	5,862	5,862	6,946	6,027	6,027	4,871	5,469	5,469	5,469	
On-Ramp demand (vph)		1,457			1,484		1,091			1,316	1,284				1,083			1,204				919		1,156				1,007	
Off-Ramp demand (vph)				505	1,522				748	1,484			907		1,317					1,154		1,084						598	
Ramp-to-Ramp demand (vph)					1,272					1,241					1,012							843							
Travel time per vehicle (min)	0.77	0.29	0.54	0.24	0.75	0.22	0.18	0.83	0.22	0.68	0.25	0.43	0.22	0.75	0.75	0.03	0.21	0.35	0.37	0.31	0.51	0.73	0.50	0.33	0.84	0.21	0.39	0.20	
VMTD Veh-miles (Demand)	3,653	2,030	2,009	1,290	3,696	844	885	1,786	836	4,048	1,198	1,568	1,086	2,355	4,107	106	896	1,680	1,404	1,665	1,554	3,947	1,501	1,712	1,933	777	1,440	777	
VMTV Veh-miles (Volume)	3,120	1,734	1,641	1,052	3,008	724	760	1,549	732	3,557	1,058	1,433	993	2,153	3,760	96	806	1,512	1,272	1,517	1,416	3,600	1,349	1,539	1,783	726	1,347	730	
VHT travel (hrs)	78.01	29.57	41.92	20.39	77.96	19.62	15.83	61.79	19.03	73.21	21.99	31.48	19.41	65.27	80.12	3.05	18.20	30.66	26.34	27.97	45.78	77.49	45.54	30.05	63.07	18.17	33.26	17.08	
VHD delay (hrs)	26.01	0.67	14.58	2.87	358.72	7.55	145.07	35.97	6.82	64.49	155.21	7.60	2.86	29.38	17.45	1.45	4.76	53.57	6.78	4.63	24.00	22.10	24.78	285.58	35.63	7.00	12.53	7.70	
Space mean speed (mph)	40	59	39	52	39	37	48	25	38	49	48	46	51	33	47	31	44	49	48	54	31	46	30	51	28	40	41	43	
Segment density (veh/mi/lane)	38	26	40	33	48	48	37	59	45	33	37	32	34	52	36	56	30	36	29	33	58	37	61	35	53	43	42	40	
Segment density (pc/mi/lane)	44	30	46	38	56	56	43	69	52	39	43	37	39	61	42	66	35	42	34	38	67	43	71	41	62	50	49	47	
Tolled Express Lane	TEL				TEL-W					TEL-W					TEL-W							TEL-W							
Space mean speed (mph)	40	60	60	56	39	60	60	60	57	49	60	60	60	60	47	60	60	60	65	65	63	46	65	65	65	65	65	65	65
Travel time per vehicle (min)	0.77	0.28	0.35	0.22	0.75	0.14	0.14	0.35	0.15	0.68	0.20	0.33	0.19	0.42	0.75	0.02	0.15	0.28	0.28	0.26	0.25	0.73	0.23	0.26	0.37	0.13	0.24	0.13	
Volume (vph)	1,525	1,525	1,525	1,525	1,272	1,485	1,485	1,485	1,485	1,241	1,318	1,318	1,318	1,318	1,012	1,084	1,084	1,084	1,084	1,084	1,084	843	919	919	919	919	919	919	
Level of Service (LOS)	E	C	C	D	D	C	C	C	D	C	C	C	C	C	C	C	C	B	B	B	B	C	B	B	B	B	B	B	

6:45 AM	E	D	F	F	E	D	D	E	D	E	D	D	C	F	E	F	D	C	E	F	F	E	F	F	E	E	E	D
7:00 AM	F	D	F	F	F	F	F	E	F	F	F	E	F	F	F	F	E	F	E	F	F	F	F	F	D	E	E	D
7:15 AM	F	D	F	F	F	F	F	F	E	D	F	E	C	F	F	D	F	D	F	F	F	E	F	F	D	E	E	D
7:30 AM	E	F	F	F	F	F	F	F	F	F	F	E	F	F	F	F	E	F	F	F	F	F	F	F	F	F	F	F
7:45 AM	E	F	F	F	F	F	F	F	F	F	F	D	F	F	F	F	E	F	F	F	F	F	F	F	F	F	F	F
8:00 AM	E	F	F	F	F	F	F	F	F	F	F	E	F	F	F	F	E	F	F	F	F	F	F	F	F	F	F	F
8:15 AM	E	D	F	F	F	F	F	F	F	F	E	F	D	F	F	D	F	E	F	F	F	D	F	F	F	F	F	F
8:30 AM	E	D	F	F	F	F	F	F	F	F	E	F	E	F	F	E	F	F	F	F	D	F	F	F	F	F	F	F

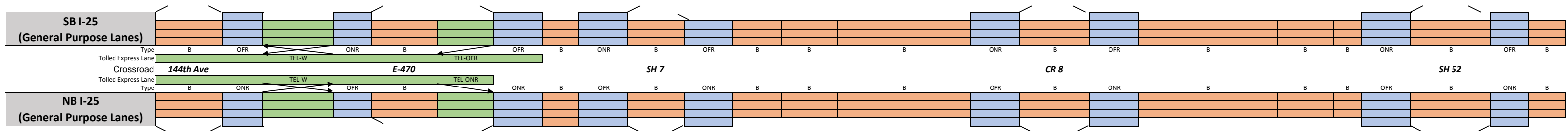


6:45 AM	C	B	C	C	C	B	B	C	C	C	B	C	C	D	C	D	C	B	C	C	D	C	D	D	C	C	C	C
7:00 AM	D	C	D	C	D	C	B	D	C	D	C	D	D	F	C	F	D	B	D	D	E	D	F	E	D	C	D	D
7:15 AM	C	C	C	C	C	C	B	C	C	D	B	C	C	D	C	E	C	B	C	C	D	D	E	D	C	C	C	C
7:30 AM	D	C	D	C	D	C	B	D	C	D	C	D	C	E	D	E	D	B	C	C	E	D	E	D	C	D	D	D
7:45 AM	D	C	D	D	E	D	B	D	C	E	C	D	C	E	D	E	D	B	D	D	E	D	F	D	D	C	D	D
8:00 AM	D	C	E	D	E	D	B	E	D	E	C	E	C	F	D	F	D	B	D	D	E	D	F	D	D	D	D	D
8:15 AM	D	C	D	D	E	D	B	E	D	E	C	D	D	F	D	F	D	B	D	D	E	D	F	E	D	C	D	D
8:30 AM	D	C	E	D	E	D	B	E	D	E	C	D	C	E	D	F	D	B	D	D	E	D	F	D	D	C	D	D

SEGMENT	1	2	3	4	5	6	7	8	9	10	11	12	13	14	15	16	17	18	19	20	21	22	23	24	25	26	27	28	
Segment Length (ft)	2,700	1,100	1,875	750	2,200	170	1,500	2,180	1,350	2,450	995	1,700	1,500	1,765	3,000	310	715	1,500	1,525	1,500	1,400	3,000	1,380	1,500	2,040	1,015	1,070	745	
Number of lanes	4	4	3	3	4	4	3	3	3	4	3	3	3	3	4	3	4	3	3	3	3	4	3	3	3	3	3	3	
Free Flow Speed (mph)	60	60	60	60	60	60	60	60	60	60	60	60	60	60	60	60	60	60	65	65	65	65	65	65	65	65	65	65	
Segment demand (vph)	4,591	4,591	3,632	4,293	5,341	4,224	4,224	3,588	4,301	5,418	4,294	3,620	4,440	4,440	5,564	4,543	4,543	4,543	3,485	4,408	4,408	5,429	4,701	4,701	3,774	4,361	4,361	4,361	
On-Ramp demand (vph)				661	1,048					713				820	1,117						923	1,021					587		
Off-Ramp demand (vph)		959			1,117		636			1,124	674				1,021			1,058				728		927				1,049	
Ramp-to-Ramp demand (vph)					1,002					1,046					956							635							
Travel time per vehicle (min)	0.65	0.21	0.46	0.17	0.55	0.04	0.33	0.53	0.31	0.61	0.22	0.41	0.34	0.48	0.62	0.09	0.17	0.33	0.34	0.32	0.36	0.72	0.38	0.31	0.47	0.22	0.23	0.16	
VMTD Veh-miles (Demand)	2,348	956	1,290	610	2,225	136	1,200	1,481	1,100	2,514	809	1,166	1,261	1,484	3,161	267	615	1,291	1,007	1,252	1,169	3,085	1,229	1,336	1,458	838	884	615	
VMTV Veh-miles (Volume)	2,348	956	1,290	610	2,225	136	1,200	1,481	1,100	2,514	809	1,166	1,261	1,484	3,161	267	615	1,291	1,007	1,252	1,169	3,085	1,229	1,336	1,458	838	884	615	
VHT travel (hrs)	49.61	16.10	28.00	12.35	49.12	2.80	23.18	31.85	22.14	55.42	15.63	25.02	25.45	35.54	57.48	6.52	12.88	25.16	19.78	23.70	26.25	65.29	29.60	24.41	29.66	15.80	16.66	11.35	
VHD delay (hrs)	10.49	0.16	6.50	2.19	12.03	0.54	3.18	7.16	3.82	13.52	2.15	5.59	4.42	10.80	4.79	2.07	2.62	3.65	4.30	4.44	8.27	17.84	10.69	3.87	7.23	2.91	3.06	1.88	
Space mean speed (mph)	47	59	46	49	45	48	52	47	50	45	52	47	50	42	55	41	48	51	51	53	45	47	42	55	49	53	53	54	
Segment density (veh/mi/lane)	24	19	26	29	29	22	27	26	29	29	28	26	30	35	25	37	24	30	23	28	33	28	38	29	26	27	27	27	

SEGMENT	29	30	31	32	33	34	35	36	37	38	39	40	41	42	43	44	45	46	47	48	49	50	51	52		
Segment Length (ft)	2,720	1,280	3,000	1,280	3,650	2,000	750	685	750	2,535	1,500	520	2,000		7,390	1,500	2,750	1,500		7,610	2,000	295	1,500	3,030	1,500	400
Number of lanes	3	3	4	3	3	4	3	3	3	3	3	3	3		3	3	3	3		3	3	3	3	3	3	3
Free Flow Speed (mph)	65	65	65	65	70	70	70	70	70	70	70	70	70		70	70	70	70		70	70	70	70	70	70	70
Segment demand (vph)	4,462	5,086	6,006	5,553	4,836	5,289	5,728	5,728	5,728	4,724	6,103	6,103	6,103		6,103	6,103	5,251	5,562		5,562	5,566	5,566	4,324	4,650	4,650	
On-Ramp demand (vph)			453	717						1,004							852							1,242		
Off-Ramp demand (vph)		624	920			453	439				1,379							311							326	
Ramp-to-Ramp demand (vph)			441																							
Travel time per vehicle (min)	0.69	0.26	0.74	0.28	0.78	0.43	0.15	0.23	0.16	0.60	0.30	0.21	0.80		2.94	0.32	1.36	0.61		3.08	0.73	0.11	0.32	0.70	0.29	0.10
VMTD Veh-miles (Demand)	2,299	1,233	3,413	1,346	3,343	2,003	814	743	814	2,268	1,734	601	2,312		8,542	1,734	2,735	1,580		8,016	2,108	311	1,581	2,481	1,321	352
VMTV Veh-miles (Volume)	2,138	1,169	3,237	1,271	3,130	1,876	762	696	762	2,093	1,601	555	2,134		7,887	1,601	2,491	1,441		7,313	2,108	311	1,581	2,481	1,321	352
VHT travel (hrs)	47.52	21.23	69.80	24.67	58.83	35.67	12.99	20.39	14.04	43.44	28.06	19.44	74.77		276.28	29.68	108.03	51.45		260.78	68.09	10.04	29.45	50.72	22.34	7.76
VHD delay (hrs)	14.62	3.24	20.00	6.65	14.11	8.88	2.11	10.45	3.16	13.54	5.19	11.51	44.28		163.62	9.08	72.45	30.87		156.31	37.97	5.60	6.86	15.27	3.47	2.72
Space mean speed (mph)	45	55	46	52	53	53	59	34	54	48	57	29	29		29	54	23	28		28	31	31	54	49	59	45
Segment density (veh/mi/lane)	30	29	32	34	28	25	30	52	33	30	33	66	66		66	35	69	60		60	60	60	35	29	26	34
Segment density (pc/mi/lane)	35	34	37	39	33	29	35	60	38	35	38	76	76		76	40	80	69		69	69	69	40	34	30	39
Tolled Express Lane	TEL-W		TEL-OFR		GP		GP		GP		GP		GP		GP		GP		GP		GP		GP		GP	
Space mean speed (mph)	65	63	46	66	70	53	59	34	54	48	57	29	29		29	54	23	28		28	31	31	54	49	59	45
Travel time per vehicle (min)	0.48	0.23	0.74	0.22	0.59	0.43	0.14	0.23	0.16	0.60	0.30	0.21	0.80		2.94	0.32	1.36	0.61		3.08	0.73	0.11	0.32	0.70	0.29	0.10
Volume (vph)	919	919	441	453	453	-	-	-	-	-	-	-	-		-	-	-	-		-	-	-	-	-	-	-
Level of Service (LOS)	B	B	A	A	A																					

6:45 AM	D	C	D	D	E	C	D	F	D	D	F	F	F	F	F	F	F	E	F	F	C	D	C	E		
7:00 AM	E	D	E	D	E	D	F	F	F	E	F	F	F	F	F	F	F	F	F	F	C	D	C	E		
7:15 AM	D	C	E	D	E	D	F	F	F	E	F	F	F	F	F	F	F	F	F	F	F	D	E	C	E	
7:30 AM	E	C	E	F	E	D	F	F	F	D	F	F	F	F	F	F	F	F	F	F	F	D	D	C	E	
7:45 AM	C	D	E	F	C	D	F	F	F	D	F	F	F	F	F	F	F	F	F	F	F	D	D	C	E	
8:00 AM	F	D	E	F	C	D	D	F	D	D	F	F	F	F	F	F	F	F	F	F	F	C	D	C	E	
8:15 AM	F	C	D	D	E	C	D	F	D	D	D	F	F	F	F	D	F	F	F	F	F	C	D	C	D	
8:30 AM	F	C	D	D	E	C	D	F	D	D	D	F	F	F	F	D	F	F	F	F	E	E	C	D	C	D

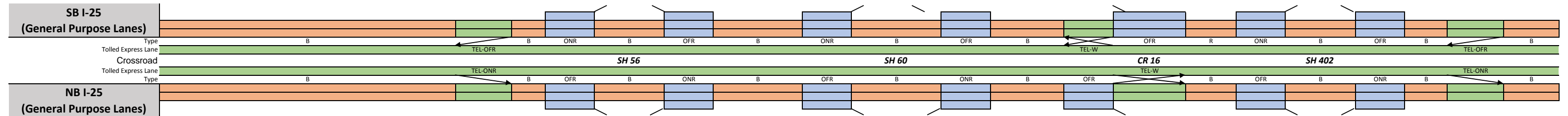


6:45 AM	C	B	B	C	C	C	C	C	C	C	B	D	D	D	D	C	C	B	C	C	C	C	C	B	C
7:00 AM	D	C	C	D	D	C	C	C	C	C	B	D	D	D	D	C	C	B	D	D	D	C	C	B	C
7:15 AM	C	C	C	C	C	C	C	C	C	C	C	D	D	D	D	C	C	C	D	D	D	C	C	B	C
7:30 AM	C	C	C	C	D	D	C	D	C	C	C	E	E	E	E	C	D	C	E	E	E	C	C	B	D
7:45 AM	C	C	C	D	D	C	D	D	D	C	C	E	E	E	E	C	D	C	D	D	D	C	C	B	C
8:00 AM	C	C	C	C	C	C	C	D	C	C	C	D	D	D	D	C	C	B	D	D	D	C	C	B	C
8:15 AM	C	C	C	C	D	C	C	D	C	C	C	E	E	E	E	C	D	C	D	D	D	C	C	B	D
8:30 AM	C	C	C	C	C	C	C	C	C	C	B	D	D	D	D	C	C	B	D	D	D	C	C	B	C

SEGMENT	29	30	31	32	33	34	35	36	37	38	39	40	41	42	43	44	45	46	47	48	49	50	51	52		
Segment Length (ft)	2,714	935	2,976	750	2,725	2,000	1,500	645	1,500	2,005	1,500	1,470	2,000		7,240	1,500	2,955	1,500		7,555	2,000	155	1,500	3,580	750	735
Number of lanes	3	3	4	3	3	4	3	4	3	3	3	3	3		3	3	3	3		3	3	3	3	3	3	3
Free Flow Speed (mph)	65	65	65	65	70	70	70	70	70	70	70	70	70		70	70	70	70		70	70	70	70	70	70	70
Segment demand (vph)	3,312	3,819	4,547	3,858	3,651	4,341	5,043	5,043	5,043	3,674	4,385	4,385	4,385		4,385	4,385	3,816	4,188		4,188	4,188	4,188	4,188	3,251	3,655	3,655
On-Ramp demand (vph)		507	728			690	702				711							372							404	
Off-Ramp demand (vph)			689	207					1,369							569										
Ramp-to-Ramp demand (vph)			638																							
Travel time per vehicle (min)	0.59	0.20	0.56	0.15	0.57	0.44	0.31	0.14	0.30	0.42	0.30	0.34	0.47		1.69	0.29	0.63	0.30		1.73	0.46	0.04	0.29	0.72	0.14	0.16
VMTD Veh-miles (Demand)	1,702	676	2,563	548	1,884	1,644	1,433	616	1,433	1,395	1,246	1,221	1,661		6,013	1,246	2,136	1,190		5,992	1,586	123	1,190	2,204	519	509
VMTV Veh-miles (Volume)	1,702	676	2,563	548	1,884	1,644	1,433	616	1,433	1,395	1,246	1,221	1,661		6,013	1,246	2,136	1,190		5,992	1,586	123	1,190	2,204	519	509
VHT travel (hrs)	32.78	12.54	42.71	9.79	34.98	31.79	25.88	11.52	25.23	25.67	21.69	25.02	34.04		123.24	21.19	39.94	20.62		120.78	31.97	2.48	20.48	39.28	8.82	9.46
VHD delay (hrs)	6.59	2.14	3.29	1.36	8.06	8.30	5.41	2.71	4.76	5.74	3.89	7.58	10.32		37.34	3.39	9.43	3.62		35.18	9.31	0.72	3.48	7.79	1.40	2.19
Space mean speed (mph)	52	54	60	56	54	52	55	53	57	54	57	49	49		49	59	53	58		50	50	50	58	56	59	54
Segment density (veh/mi/lane)	21	24	19	23	23	21	30	24	30	23	25	30	30		30	25	24	24		28	28	28	24	19	21	23
Segment density (pc/mi/lane)	24	27	21	26	26	24	35	27	34	26	29	34	34		34	28	27	28		32	32	32	28	22	24	26
Tolled Express Lane	TEL-W		TEL-ONR		GP		GP		GP		GP		GP		GP		GP		GP		GP		GP		GP	
Space mean speed (mph)	65	65	60	64	70	52	55	53	57	54	57	49	49		49	59	53	58		50	50	50	58	56	59	54
Travel time per vehicle (min)	0.47	0.16	0.56	0.13	0.44	0.44	0.31	0.14	0.30	0.42	0.30	0.34	0.47		1.69	0.29	0.63	0.30		1.73	0.46	0.04	0.29	0.72	0.14	0.16
Volume (vph)	728	728	638	690	690	-	-	-	-	-	-	-	-		-	-	-	-		-	-	-	-	-	-	-
Level of Service (LOS)	B	B	A	A	A																					

SEGMENT	72	73	74	75	76	77	78	79	80	81	82	83	84	85	86	87	88	89	90	91											
Segment Length (ft)	18,155	2,000	425	1,500	3,020	1,500	4,340	1,500	3,245	1,500	5,790	3,075	750	895	1,165	2,870	750	705	2,000	2,640											
Number of lanes	2	3	2	2	2	2	2	2	2	2	2	3	2	2	2	2	2	2	3	2											
Free Flow Speed (mph)	70	70	70	70	70	70	70	70	70	70	70	70	70	70	70	70	70	70	70	70											
Segment demand (vph)	2,591	2,739	2,621	2,621	2,366	2,834	2,834	2,834	2,397	2,574	2,574	2,691	2,807	2,807	2,807	2,308	2,844	2,844	2,961	2,864											
On-Ramp demand (vph)		118		255				437				117			499				97												
Off-Ramp demand (vph)		148				468				177		117	233				536		117												
Ramp-to-Ramp demand (vph)		118										97							97												
Travel time per vehicle (min)	3.96	0.39	0.09	0.31	0.63	0.31	1.00	0.30	0.68	0.30	1.26	0.54	0.15	0.18	0.23	0.59	0.15	0.16	0.40	0.62											
VMTD Veh-miles (Demand)	8,909	1,038	211	745	1,353	805	2,329	805	1,473	731	2,823	1,567	399	476	619	1,255	404	380	1,122	1,432											
VMTV Veh-miles (Volume)	8,909	1,038	211	745	1,353	805	2,329	805	1,473	731	2,823	1,567	399	476	619	1,255	404	380	1,122	1,432											
VHT travel (hrs)	170.90	17.98	4.07	13.46	24.88	14.45	47.45	14.37	27.19	12.98	53.87	24.11	7.09	8.46	10.98	22.86	7.27	7.76	19.54	29.44											
VHD delay (hrs)	43.63	3.16	1.06	2.82	5.54	2.95	14.17	2.86	6.14	2.53	13.55	1.72	1.39	1.66	2.14	4.94	1.50	2.34	3.52	8.99											
Space mean speed (mph)	52	58	52	55	54	56	49	56	54	56	52	65	56	56	56	55	56	49	57	49											
Segment density (veh/mi/lane)	25	16	25	23	22	22	29	21	22	21	25	14	23	29	20	21	24	29	17	29											
Segment density (pc/mi/lane)	29	18	29	26	25	25	33	24	25	24	28	16	26	33	23	24	27	33	20	34											
Tolled Express Lane		TEL-OFR										TEL-W										TEL-OFR									
Space mean speed (mph)	70	58	70	70	70	70	70	70	70	70	70	65	70	70	70	70	69	66	57	70											
Travel time per vehicle (min)	2.95	0.39	0.07	0.24	0.49	0.24	0.70	0.24	0.53	0.24	0.94	0.54	0.12	0.15	0.19	0.47	0.12	0.12	0.40	0.43											
Volume (vph)	147	118	117	117	117	117	117	117	117	117	117	97	116	116	116	116	116	116	97	96											
Level of Service (LOS)	A	A	A	A	A	A	A	A	A	A	A	A	A	A	A	A	A	A	A	A											

6:45 AM	C	B	C	B	B	B	C	B	C	C	C	B	C	C	B	C	C	C	B	C
7:00 AM	D	B	D	C	C	C	D	C	C	C	C	B	C	C	C	C	C	D	B	D
7:15 AM	D	B	D	C	D	C	D	C	C	C	D	B	C	C	C	C	C	D	B	D
7:30 AM	D	B	D	C	D	C	D	C	C	C	D	B	C	C	C	C	C	D	B	D
7:45 AM	C	B	D	C	C	C	D	C	C	C	D	B	C	C	C	C	C	D	B	D
8:00 AM	D	B	D	C	C	C	D	C	D	C	D	B	C	C	C	D	D	E	C	E
8:15 AM	C	B	C	C	C	C	C	C	C	C	C	B	C	C	C	C	C	C	B	D
8:30 AM	C	B	C	C	C	C	C	C	C	C	C	B	C	C	B	C	C	D	B	D

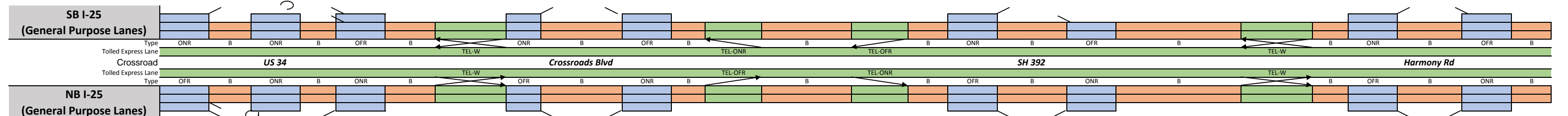


6:45 AM	C	B	C	C	C	C	D	C	D	C	D	C	B	D	C	C	C	D	C	D
7:00 AM	D	C	D	C	C	C	E	D	D	C	E	D	C	E	D	D	D	E	C	E
7:15 AM	D	C	D	C	C	C	E	D	D	C	E	D	C	E	D	C	C	E	C	E
7:30 AM	D	C	D	C	D	D	E	D	E	D	F	D	D	F	D	D	D	F	D	F
7:45 AM	C	C	D	C	C	C	D	C	D	C	E	D	C	E	C	C	C	E	C	E
8:00 AM	C	C	C	C	C	C	D	C	D	C	D	C	C	D	C	C	C	D	C	D
8:15 AM	D	C	D	C	D	C	E	D	D	D	F	D	C	E	D	D	D	E	C	E
8:30 AM	C	C	C	C	C	C	D	C	D	C	D	C	C	D	C	C	C	D	C	D

SEGMENT	72	73	74	75	76	77	78	79	80	81	82	83	84	85	86	87	88	89	90	91											
Segment Length (ft)	18,150	2,000	500	1,500	2,890	1,500	4,225	1,500	4,255	1,500	3,160	1,500	3,095	1,610	1,500	2,930	1,500	1,095	2,000	1,925											
Number of lanes	2	3	2	2	2	2	2	2	2	2	2	2	3	2	2	2	2	2	3	2											
Free Flow Speed (mph)	70	70	70	70	70	70	70	70	70	70	70	70	70	70	70	70	70	70	70	70											
Segment demand (vph)	2,430	3,345	2,466	2,466	2,317	2,905	2,905	2,905	2,685	3,129	3,129	3,129	3,832	2,966	2,966	2,326	3,032	3,032	3,898	3,149											
On-Ramp demand (vph)		915				588				444			880			706			866												
Off-Ramp demand (vph)		879		149				220				177	866		640				749												
Ramp-to-Ramp demand (vph)		879											754						749												
Travel time per vehicle (min)	3.84	0.40	0.11	0.30	0.60	0.31	1.01	0.30	0.95	0.31	0.83	0.30	0.65	0.40	0.31	0.61	0.31	0.28	0.41	0.51											
VMTD Veh-miles (Demand)	8,353	1,267	234	701	1,268	825	2,325	825	2,164	889	1,873	889	2,246	904	843	1,291	861	629	1,477	1,148											
VMTV Veh-miles (Volume)	8,353	1,267	234	701	1,268	825	2,325	825	2,164	889	1,873	889	2,246	904	843	1,291	861	629	1,477	1,148											
VHT travel (hrs)	155.46	22.33	4.38	12.42	23.14	14.93	48.70	14.67	42.61	16.19	43.24	15.77	41.50	19.67	15.23	23.63	15.65	13.98	26.85	26.91											
VHD delay (hrs)	36.13	4.23	1.04	2.41	5.02	3.14	15.50	2.88	11.69	3.50	16.49	3.07	9.41	6.75	3.19	5.19	3.35	4.99	5.76	10.51											
Space mean speed (mph)	54	57	53	56	55	55	48	56	51	55	43	56	54	46	55	55	55	45	55	43											
Segment density (veh/mi/lane)	23	19	23	22	21	23	30	24	26	24	36	26	23	32	25	21	23	34	23	37											
Segment density (pc/mi/lane)	26	22	27	25	24	27	35	28	30	27	42	30	26	37	28	24	27	39	26	42											
Tolled Express Lane		TEL-ONR										TEL-W										TEL-ONR									
Space mean speed (mph)	70	57	64	69	70	70	70	70	70	70	70	70	54	69	70	70	70	70	55	69											
Travel time per vehicle (min)	2.95	0.40	0.09	0.25	0.47	0.24	0.69	0.24	0.69	0.24	0.51	0.24	0.65	0.27	0.24	0.48	0.24	0.18	0.41	0.32											
Volume (vph)	915	879	879	879	879	879	879	879	879	879	879	879	754	866	866	866	866	866	749	749											
Level of Service (LOS)	B	B	B	B	B	B	B	B	B	B	B	B	B	B	B	B	B	B	B	A											

SEGMENT	92	93	94	95	96	97	98	99	100	101	102	103	104	105	106	107	108	109	110	111	112	113	114	115	116	
Segment Length (ft)	1,500	405	755	1,250	1,500	1,435	3,000	1,500	3,480	1,500	700	2,000	4,255	2,000	460	1,500	3,240	1,500	6,730	3,000	455	1,500	3,025	1,500	500	
Number of lanes	2	2	2	2	2	2	3	2	2	2	2	3	2	3	2	2	2	2	2	3	2	2	2	2	2	
Free Flow Speed (mph)	70	70	70	70	70	70	70	70	70	70	70	70	70	70	70	70	70	70	70	70	70	70	70	70	70	
Segment demand (vph)	2,864	2,492	2,492	2,008	2,867	2,867	2,964	2,758	2,106	2,781	2,781	2,986	2,743	2,987	2,770	2,770	2,138	2,681	2,681	2,897	2,722	2,722	1,710	2,654	2,654	
On-Ramp demand (vph)	372		484				206	652				243		217		632				175		1,012				
Off-Ramp demand (vph)					859		97			675		205		244				543		216				944		
Ramp-to-Ramp demand (vph)							75					205		217						167						
Travel time per vehicle (min)	0.30	0.09	0.15	0.25	0.31	0.34	0.61	0.31	0.70	0.31	0.16	0.40	0.97	0.40	0.10	0.30	0.64	0.31	1.45	0.52	0.10	0.30	0.58	0.31	0.11	
VMTD Veh-miles (Demand)	814	191	356	475	814	779	1,684	784	1,388	790	369	1,131	2,211	1,131	241	787	1,312	762	3,417	1,646	235	773	980	754	251	
VMTV Veh-miles (Volume)	814	191	356	475	814	779	1,684	784	1,388	790	369	1,131	2,211	1,131	241	787	1,312	762	3,417	1,646	235	773	980	754	251	
VHT travel (hrs)	14.51	3.60	6.40	8.33	14.84	16.09	29.95	14.04	24.57	14.30	7.50	19.78	44.48	19.72	4.68	13.94	22.90	13.71	64.77	25.32	4.48	13.61	16.48	13.79	4.77	
VHD delay (hrs)	2.88	0.87	1.31	1.54	3.21	4.96	5.89	2.85	4.74	3.02	2.23	3.63	12.90	3.56	1.24	2.70	4.15	2.83	15.95	1.81	1.13	2.56	2.49	3.02	1.18	
Space mean speed (mph)	56	53	56	57	55	48	56	56	57	55	49	57	50	57	52	56	57	56	53	65	52	57	59	55	53	
Segment density (veh/mi/lane)	21	23	20	18	18	30	18	22	19	22	28	17	28	17	27	20	19	25	25	15	26	19	14	20	25	
Segment density (pc/mi/lane)	24	27	23	20	21	34	20	25	21	25	33	20	32	19	30	22	21	28	28	17	29	21	16	23	28	
Tolled Express Lane	TEL-W																									
Space mean speed (mph)	70	70	70	70	70	69	56	70	70	70	66	57	70	57	70	70	70	70	70	70	65	70	70	70	70	64
Travel time per vehicle (min)	0.24	0.07	0.12	0.20	0.24	0.24	0.61	0.24	0.56	0.24	0.12	0.40	0.69	0.40	0.07	0.24	0.53	0.24	1.09	0.52	0.07	0.24	0.49	0.25	0.09	
Volume (vph)	96	96	96	96	96	96	75	205	205	205	205	205	243	217	215	215	215	215	215	215	167	176	176	176	176	
Level of Service (LOS)	A	A	A	A	A	A	A	A	A	A	A	A	A	A	A	A	A	A	A	A	A	A	A	A	A	

6:45 AM	B	C	B	B	B	C	B	C	B	C	D	B	D	B	C	B	C	C	C	B	C	B	B	B	C
7:00 AM	C	C	C	B	B	D	B	C	C	C	B	C	C	B	C	B	B	C	C	C	B	C	B	B	C
7:15 AM	C	C	C	B	B	D	B	C	C	C	B	C	C	B	C	B	B	C	C	C	B	C	B	B	C
7:30 AM	C	D	C	C	C	E	C	C	C	C	D	C	D	C	D	C	C	D	D	B	D	C	B	C	C
7:45 AM	C	D	C	C	C	E	C	C	C	C	E	C	E	C	D	C	C	D	D	B	D	C	B	C	D
8:00 AM	C	D	C	C	C	E	C	C	C	C	D	B	D	B	D	C	C	D	D	B	D	C	C	C	D
8:15 AM	C	C	B	B	B	D	B	C	C	C	D	B	D	B	D	C	C	C	D	B	D	B	B	C	D
8:30 AM	C	C	C	C	B	D	B	C	C	C	D	B	D	B	D	C	C	D	D	B	D	C	C	C	D

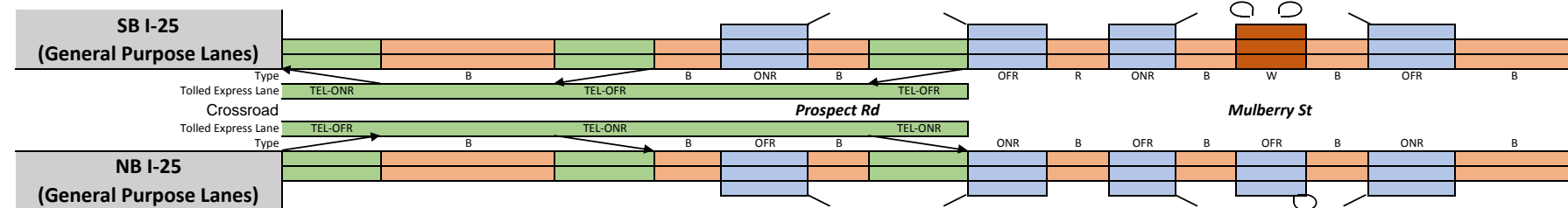


6:45 AM	B	C	B	C	C	E	C	D	C	C	D	C	D	C	D	C	C	C	D	B	D	C	B	B	C
7:00 AM	C	C	C	D	C	E	C	D	C	C	E	C	E	C	E	D	C	C	E	B	E	C	C	C	C
7:15 AM	C	C	C	D	D	F	D	D	C	C	D	C	D	C	E	C	C	C	D	C	E	C	B	B	C
7:30 AM	C	D	C	E	D	F	D	D	D	D	F	D	F	D	D	D	D	D	F	C	F	D	C	C	D
7:45 AM	C	C	B	D	C	F	C	D	C	C	E	C	E	C	E	D	C	C	E	C	E	D	C	C	D
8:00 AM	C	C	B	D	C	E	C	D	C	C	D	C	D	C	D	C	C	C	D	C	D	C	B	B	C
8:15 AM	C	C	C	D	D	F	D	D	D	C	E	C	E	C	F	D	D	D	E	C	E	D	C	C	D
8:30 AM	C	C	B	C	C	E	C	D	D	C	D	C	D	C	D	C	C	C	D	B	E	D	B	B	C

SEGMENT	92	93	94	95	96	97	98	99	100	101	102	103	104	105	106	107	108	109	110	111	112	113	114	115	116
Segment Length (ft)	1,500	1,050	1,500	600	1,500	1,545	3,000	540	3,680	1,500	500	2,000	4,255	2,000	900	1,500	2,900	1,500	6,630	3,000	600	1,500	2,565	1,500	900
Number of lanes	2	2	2	2	2	2	3	2	2	2	2	3	2	3	2	2	2	2	2	3	2	2	2	2	2
Free Flow Speed (mph)	70	70	70	70	70	70	70	70	70	70	70	70	70	70	70	70	70	70	70	70	70	70	70	70	70
Segment demand (vph)	3,149	2,267	2,693	2,693	3,362	3,362	4,111	3,379	2,337	3,074	3,074	3,806	3,014	3,804	3,120	3,120	2,310	2,978	2,978	3,661	3,123	3,123	1,956	2,408	2,408
On-Ramp demand (vph)			426		669		749			737		732		790				668		683					452
Off-Ramp demand (vph)	882						732	1,042				792		684		810				538		1,167			
Ramp-to-Ramp demand (vph)							480					732		684						530					
Travel time per vehicle (min)	0.31	0.22	0.30	0.13	0.31	0.47	0.66	0.11	0.77	0.31	0.13	0.41	1.09	0.41	0.24	0.31	0.60	0.31	1.65	0.59	0.16	0.31	0.51	0.30	0.19
VMTD Veh-miles (Demand)	895	451	765	306	955	984	2,336	346	1,629	873	291	1,442	2,429	1,441	532	886	1,269	846	3,739	2,080	355	887	950	684	410
VMTV Veh-miles (Volume)	895	451	765	306	955	984	2,336	346	1,629	873	291	1,442	2,429	1,441	532	886	1,269	846	3,739	2,080	355	887	950	684	410
VHT travel (hrs)	16.32	8.17	13.68	6.06	17.64	26.21	45.37	6.34	30.06	15.68	6.73	25.93	54.57	26.12	12.59	16.13	23.26	15.20	81.89	36.10	8.30	16.37	16.60	12.06	7.69
VHD delay (hrs)	3.54	1.73	2.75	1.69	4.00	12.15	12.00	1.41	6.79	3.21	2.57	5.33	19.87	5.54	4.99	3.46	5.13	3.12	28.47	6.38	3.23	3.69	3.03	2.28	1.83
Space mean speed (mph)	55	55	56	51	54	38	51	54	54	56	43	56	45	55	42	55	55	56	46	58	43	54	57	57	53
Segment density (veh/mi/lane)	20	21	18	27	25	45	26	28	22	25	36	22	34	22	37	25	21	22	33	21	37	25	17	18	23
Segment density (pc/mi/lane)	24	24	21	31	28	51	30	32	25	24	41	26	39	26	42	29	24	25	37	24	42	28	20	21	26
Tolled Express Lane	TEL-W																								
Space mean speed (mph)	70	70	70	70	70	70	51	62	70	70	70	56	70	55	67	70	70	70	70	58	65	70	70	70	70
Travel time per vehicle (min)	0.24	0.17	0.24	0.10	0.24	0.25	0.66	0.10	0.60	0.24	0.08	0.41	0.69	0.41	0.15	0.24	0.47	0.24	1.08	0.59	0.10	0.24	0.42	0.24	0.15
Volume (vph)	749	749	749	749	749	749	480	731	731	731	731	732	789	684	684	684	684	684	684	684	530	540	540	540	540
Level of Service (LOS)	A	A	A	A	A	A	A	B	A	A	A	B	B	B	A	A	A	A	A	A	A	A	A	A	A

SEGMENT	117	118	119	120	121	122	123	124	125	126	127	128	129	130	131	
Segment Length (ft)	2,000	4,840	2,000	500	1,500	535	2,000	775	715	1,160	700	420	750	1,500	2,700	276,955
Number of lanes	3	2	3	2	2	2	3	2	2	2	2	3	2	2	2	
Free Flow Speed (mph)	70	70	70	70	70	70	70	70	70	70	70	70	70	70	70	
Segment demand (vph)	2,830	2,622	2,831	2,713	2,713	1,873	1,991	2,293	2,293	2,293	1,921	1,951	1,294	1,518	1,518	
On-Ramp demand (vph)	208		118		840					372		657				
Off-Ramp demand (vph)	176		209				118	302				30		224		
Ramp-to-Ramp demand (vph)	176		118									1				
Travel time per vehicle (min)	0.39	1.04	0.40	0.11	0.31	0.10	0.39	0.16	0.14	0.23	0.14	0.09	0.14	0.30	0.51	66.87
VMTD Veh-miles (Demand)	1,072	2,404	1,072	257	771	190	754	337	311	504	255	155	184	431	776	204,860
VMTV Veh-miles (Volume)	1,072	2,404	1,072	257	771	190	754	337	311	504	255	155	184	431	776	195,671
VHT travel (hrs)	18.61	45.34	18.80	4.94	13.83	3.23	12.90	6.00	5.54	8.78	4.34	2.91	3.04	7.67	13.03	4,383.80
VHD delay (hrs)	3.30	11.00	3.48	1.27	2.82	0.52	2.12	1.19	1.10	1.58	0.70	0.69	0.42	1.50	1.94	2,499.61
Space mean speed (mph)	58	53	57	52	56	59	58	56	56	57	59	53	60	56	60	45
Segment density (veh/mi/lane)	16	25	16	26	22	16	11	17	22	16	16	12	11	13	13	31
Segment density (pc/mi/lane)	18	28	19	29	24	18	12	19	24	18	18	13	12	14	15	36
Tolled Express Lane	TEL-ONR		TEL-OFR				TEL-OFR	GP	GP	GP	GP	GP	GP	GP	GP	TEL
Space mean speed (mph)	58	70	57	70	70	65	58	56	56	57	59	53	60	56	60	60
Travel time per vehicle (min)	0.39	0.79	0.40	0.08	0.24	0.09	0.39	0.16	0.14	0.23	0.14	0.09	0.14	0.30	0.51	56.27
Volume (vph)	176	210	118	118	118	118	-	-	-	-	-	-	-	-	-	10.60
Level of Service (LOS)	A	A	A	A	A	A										

6:45 AM	B	C	B	C	B	B	A	B	B	B	B	A	A	B	A
7:00 AM	B	C	B	C	C	B	A	B	B	B	B	A	A	B	B
7:15 AM	B	C	B	C	C	B	B	B	B	B	B	B	A	B	B
7:30 AM	B	C	B	D	C	B	B	B	B	B	B	B	B	B	B
7:45 AM	C	D	C	E	C	C	B	B	B	C	B	B	B	B	B
8:00 AM	B	D	B	D	C	C	B	B	C	C	B	B	B	B	B
8:15 AM	B	D	B	D	C	C	B	B	B	B	C	B	B	B	B
8:30 AM	B	D	B	D	C	C	B	B	B	B	C	B	B	B	B

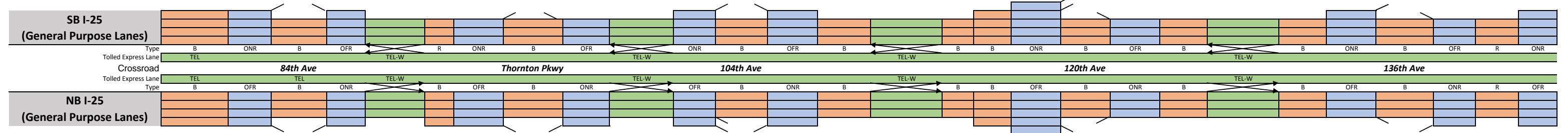


6:45 AM	B	C	B	C	A	B	A	B	B	B	B	B	A	A	A
7:00 AM	B	C	B	D	B	B	B	B	C	B	B	B	A	A	A
7:15 AM	B	C	B	C	B	B	B	B	C	B	B	B	A	A	A
7:30 AM	C	D	C	E	B	C	B	C	D	C	C	B	B	B	B
7:45 AM	C	D	C	D	B	B	B	B	C	C	C	B	B	B	B
8:00 AM	B	C	B	C	A	B	B	B	C	B	B	B	A	A	A
8:15 AM	B	D	C	D	B	B	B	B	C	C	C	B	B	B	B
8:30 AM	B	C	B	C	A	B	B	B	C	B	B	B	A	A	A

SEGMENT	117	118	119	120	121	122	123	124	125	126	127	128	129	130	131	
Segment Length (ft)	2,000	4,840	2,000	740	1,500	525	2,000	1,165	570	750	510	840	550	1,500	2,700	277,130
Number of lanes	3	2	3	2	2	2	3	2	2	2	2	2	2	2	2	
Free Flow Speed (mph)	70	70	70	70	70	70	70	70	70	70	70	70	70	70	70	
Segment demand (vph)	2,948	2,396	2,948	2,579	2,579	1,629	2,000	2,316	2,316	2,316	1,823	1,823	1,255	1,427	1,427	
On-Ramp demand (vph)	540		552				371	316						172		
Off-Ramp demand (vph)	552		369		950					493		568				
Ramp-to-Ramp demand (vph)	540		369													
Travel time per vehicle (min)	0.40	1.03	0.41	0.16	0.31	0.10	0.40	0.23	0.12	0.15	0.10	0.19	0.10	0.29	0.51	60.46
VMTD Veh-miles (Demand)	1,117	2,196	1,117	361	733	162	758	511	250	329	176	290	131	405	730	178,915
VMTV Veh-miles (Volume)	1,117	2,196	1,117	361	733	162	758	511	250	329	176	290	131	405	730	178,915
VHT travel (hrs)	19.41	41.05	19.94	7.03	13.40	2.74	13.42	8.87	4.53	5.91	3.01	5.74	2.15	6.96	12.10	3,455.44
VHD delay (hrs)	3.46	9.68	3.99	1.87	2.94	0.43	2.60	1.57	0.96	1.21	0.50	1.59	0.28	1.17	1.68	822.40
Space mean speed (mph)	58	53	56	51	55	59	56	58	55	56	58	51	61	58	60	52
Segment density (veh/mi/lane)	17	22	17	25	11	14	12	15	21	19	16	13	10	9	12	24
Segment density (pc/mi/lane)	19	26	20	29	12	16	13	17	24	22	17	14	11	10	13	28
Tolled Express Lane	TEL-OFR		TEL-ONR				TEL-ONR	GP	GP	GP	GP	GP	GP	GP	GP	TEL
Space mean speed (mph)	58	70	56	66	70	70	56	58	55	56	58	51	61	58	60	64
Travel time per vehicle (min)	0.40	0.79	0.41	0.13	0.24	0.09	0.40	0.23	0.12	0.15	0.10	0.19	0.10	0.29	0.51	51.03
Volume (vph)	540	552	369	369	369	369	-	-	-	-	-	-	-	-	-	9.43
Level of Service (LOS)	A	A	A	A	A	A										

SEGMENT	1	2	3	4	5	6	7	8	9	10	11	12	13	14	15	16	17	18	19	20	21	22	23	24	25	26	27	28
Segment Length (ft)	2,700	1,500	1,865	1,100	2,530	715	750	1,835	750	2,900	1,045	1,735	1,010	2,190	3,100	95	800	1,500	1,575	1,500	1,400	3,000	1,315	1,500	2,095	750	1,390	750
Number of lanes	4	4	3	3	4	3	3	3	3	4	3	3	3	3	4	3	4	3	3	3	3	4	3	3	3	3	3	3
Free Flow Speed (mph)	60	60	60	60	60	60	60	60	60	60	60	60	60	60	60	60	60	60	65	65	65	65	65	65	65	65	65	65
Segment demand (vph)	7,573	7,573	6,045	6,692	8,402	6,715	6,715	5,555	6,536	8,224	6,613	5,019	6,017	6,017	7,628	6,166	6,166	6,166	5,013	6,259	6,259	7,722	6,347	6,347	5,150	5,872	5,872	5,872
On-Ramp demand (vph)		1,528			1,687		1,160			1,611	1,594				1,462			1,153				1,375		1,197			1,123	
Off-Ramp demand (vph)				647	1,710				981	1,688			998		1,611					1,246		1,463				722		
Ramp-to-Ramp demand (vph)					1,405					1,469					1,338							1,241						
Travel time per vehicle (min)	0.80	0.29	0.57	0.24	0.88	0.18	0.18	0.49	0.17	1.06	0.27	0.51	0.22	0.80	0.78	0.04	0.21	0.35	0.38	0.31	0.56	0.96	0.52	0.33	1.03	0.21	0.35	0.18
VMTD Veh-miles (Demand)	3,873	2,151	2,135	1,394	4,026	909	954	1,931	928	4,517	1,309	1,649	1,151	2,496	4,479	111	934	1,752	1,495	1,778	1,660	4,388	1,581	1,803	2,043	834	1,546	834
VMTV Veh-miles (Volume)	3,226	1,792	1,688	1,100	3,181	721	756	1,539	746	3,637	1,056	1,445	1,016	2,202	3,967	96	808	1,515	1,285	1,548	1,445	3,837	1,358	1,549	1,803	741	1,373	742
VHT travel (hrs)	84.37	30.62	45.09	21.42	97.79	16.06	15.74	36.27	14.59	117.38	24.43	37.41	19.89	71.10	87.95	3.13	18.34	30.76	27.09	28.61	50.75	107.90	47.65	30.30	78.07	18.36	30.46	15.35
VHD delay (hrs)	30.61	0.75	16.95	3.10	325.18	4.05	183.48	10.63	2.16	170.96	446.52	13.33	2.96	34.40	25.99	1.53	4.87	64.77	7.31	4.79	28.52	76.95	26.76	293.00	50.34	6.97	9.34	12.35
Space mean speed (mph)	38	59	37	51	33	45	48	42	51	31	43	39	51	31	45	31	44	49	47	54	28	36	28	51	23	40	45	48
Segment density (veh/mi/lane)	41	27	43	34	51	40	37	35	34	57	41	38	35	57	38	58	30	36	30	34	64	47	64	36	66	43	39	36
Segment density (pc/mi/lane)	48	31	50	40	59	46	43	41	40	66	48	44	40	67	44	67	35	42	35	39	74	55	74	41	77	50	45	42
Tolled Express Lane	TEL				TEL-W					TEL-W					TEL-W						TEL-W							
Space mean speed (mph)	38	60	60	55	33	60	60	60	51	31	60	60	60	60	45	60	60	60	65	65	62	36	65	65	65	65	65	65
Travel time per vehicle (min)	0.80	0.28	0.35	0.23	0.88	0.14	0.14	0.35	0.17	1.06	0.20	0.33	0.19	0.42	0.78	0.02	0.15	0.28	0.28	0.26	0.26	0.96	0.23	0.26	0.37	0.13	0.24	0.13
Volume (vph)	1,711	1,711	1,711	1,711	1,405	1,686	1,686	1,686	1,686	1,469	1,612	1,612	1,612	1,612	1,338	1,462	1,462	1,462	1,462	1,462	1,462	1,241	1,373	1,373	1,373	1,373	1,373	1,373
Level of Service (LOS)	E	D	D	D	E	D	D	D	D	F	D	D	D	D	D	C	C	C	C	C	C	D	C	C	C	C	C	C

6:45 AM	E	D	F	F	F	F	F	E	E	F	D	D	C	F	F	F	D	C	D	F	F	F	F	F	E	F	F	D
7:00 AM	F	F	F	F	F	F	F	F	F	F	F	F	E	F	F	F	E	F	E	F	F	F	F	F	F	F	F	F
7:15 AM	F	D	F	F	F	F	F	D	F	F	F	F	E	F	F	F	E	F	E	F	F	F	F	F	F	F	F	F
7:30 AM	F	F	F	F	F	F	F	F	F	F	F	F	D	F	F	F	F	E	F	E	F	F	F	F	F	F	F	F
7:45 AM	F	F	F	F	F	F	F	F	F	F	F	F	E	F	F	F	F	E	F	F	F	F	F	F	F	F	F	F
8:00 AM	E	F	F	F	F	F	F	F	F	F	F	F	F	F	F	F	F	E	F	D	F	F	F	F	F	F	F	F
8:15 AM	E	F	F	F	F	F	F	F	F	F	F	F	F	F	F	F	F	E	F	F	F	F	F	F	F	F	F	F
8:30 AM	E	D	F	F	F	F	F	D	F	F	F	F	E	F	F	F	F	F	F	F	F	F	F	F	F	F	F	F

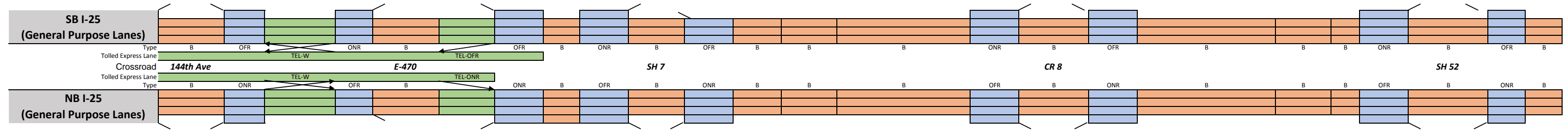


6:45 AM	C	B	C	C	C	C	B	C	C	C	B	C	C	D	C	D	C	B	C	C	E	D	E	D	D	C	D	D
7:00 AM	D	C	D	C	D	C	B	D	C	D	C	D	D	F	D	F	D	B	D	D	F	E	F	E	D	D	D	D
7:15 AM	C	C	C	C	D	C	B	C	C	D	B	D	C	E	C	E	D	B	D	D	E	D	F	D	D	C	D	D
7:30 AM	D	C	D	D	D	D	B	D	C	D	C	D	D	F	D	F	D	B	D	D	F	E	F	E	D	D	D	D
7:45 AM	D	C	E	D	E	D	B	E	D	E	C	E	D	F	D	F	D	B	D	D	F	E	F	E	E	D	D	D
8:00 AM	E	D	F	D	E	D	C	E	D	E	C	E	D	F	D	F	D	B	E	D	F	D	F	F	E	D	E	E
8:15 AM	D	C	E	D	E	D	B	E	D	E	C	E	D	F	D	F	D	B	E	D	F	D	F	E	E	D	D	D
8:30 AM	D	C	E	D	E	D	C	E	D	E	C	E	D	F	D	F	D	B	E	D	F	D	F	E	E	D	D	D

SEGMENT	1	2	3	4	5	6	7	8	9	10	11	12	13	14	15	16	17	18	19	20	21	22	23	24	25	26	27	28
Segment Length (ft)	2,700	1,100	1,875	750	2,200	170	1,500	2,180	1,350	2,450	995	1,700	1,500	1,765	3,000	310	715	1,500	1,525	1,500	1,400	3,000	1,380	1,500	2,040	1,015	1,070	745
Number of lanes	4	4	3	3	4	4	3	3	3	4	3	3	3	3	4	3	4	3	3	3	3	4	3	3	3	3	3	3
Free Flow Speed (mph)	60	60	60	60	60	60	60	60	60	60	60	60	60	60	60	60	60	60	65	65	65	65	65	65	65	65	65	65
Segment demand (vph)	4,907	4,907	4,038	4,620	5,591	4,560	4,560	3,931	4,639	5,670	4,618	4,037	4,857	4,857	5,909	4,935	4,935	4,935	3,959	4,974	4,974	5,948	5,274	5,274	4,280	4,902	4,902	4,902
On-Ramp demand (vph)				582	971				708	1,031			820		1,052						1,015		974			622		
Off-Ramp demand (vph)		869			1,031		629			1,052	581				974			976					674		994			1,074
Ramp-to-Ramp demand (vph)					929					974					911								582					
Travel time per vehicle (min)	0.67	0.21	0.49	0.17	0.55	0.04	0.33	0.56	0.31	0.62	0.22	0.44	0.35	0.53	0.62	0.09	0.18	0.33	0.36	0.33	0.42	0.71	0.46	0.31	0.51	0.22	0.23	0.16
VMTD Veh-miles (Demand)	2,509	1,022	1,434	656	2,330	147	1,295	1,623	1,186	2,631	870	1,300	1,380	1,624	3,357	290	668	1,402	1,143	1,413	1,319	3,380	1,378	1,498	1,654	942	993	692
VMTV Veh-miles (Volume)	2,509	1,022	1,434	656	2,330	147	1,295	1,623	1,186	2,631	870	1,300	1,380	1,624	3,357	290	668	1,402	1,143	1,413	1,319	3,373	1,375	1,495	1,650	940	991	690
VHT travel (hrs)	54.39	17.22	32.91	13.41	51.60	3.10	25.09	36.46	24.09	58.27	16.85	29.43	28.16	42.76	61.04	7.80	14.41	27.38	23.89	27.27	34.61	70.33	40.58	27.48	36.34	18.13	19.12	12.74
VHD delay (hrs)	12.57	0.18	9.02	2.47	12.77	0.65	3.50	9.41	4.33	14.42	2.34	7.77	5.16	15.70	5.09	2.97	3.27	4.02	6.30	5.53	14.32	18.44	19.42	4.48	10.96	3.66	3.86	2.12
Space mean speed (mph)	46	59	44	49	45	47	52	45	49	45	52	44	49	38	55	37	46	51	48	52	38	48	34	54	45	52	52	54
Segment density (veh/mi/lane)	27	21	31	31	30	24	29	29	31	31	30	30	33	43	26	44	27	32	28	32	44	31	52	32	31	31	31	30
Segment density (pc/mi/lane)	31	24	36	36	35	28	34	34	36	35	34	35	38	49	30	51	31	37	32	37	50	35	60	37	36	36	36	35
Tolled Express Lane	TEL		TEL		TEL-W					TEL-W					TEL-W						TEL-W							
Space mean speed (mph)	46	58	44	55	45	49	59	60	60	45	57	60	60	60	55	57	59	60	65	65	65	48	63	65	65	65	65	65
Travel time per vehicle (min)	0.67	0.22	0.49	0.15	0.55	0.04	0.29	0.41	0.26	0.62	0.20	0.32	0.28	0.33	0.62	0.06	0.14	0.28	0.27	0.26	0.42	0.71	0.25	0.26	0.36	0.18	0.19	0.13
Volume (vph)	969	969	969	969																								

SEGMENT	29	30	31	32	33	34	35	36	37	38	39	40	41	42	43	44	45	46	47	48	49	50	51	52		
Segment Length (ft)	2,720	1,280	3,000	1,280	3,650	2,000	750	685	750	2,535	1,500	520	2,000		7,390	1,500	2,750	1,500		7,610	2,000	295	1,500	3,030	1,500	400
Number of lanes	3	3	4	3	3	4	3	3	3	3	3	3	3		3	3	3	3		3	3	3	3	3	3	3
Free Flow Speed (mph)	65	65	65	65	70	70	70	70	70	70	70	70	70		70	70	70	70		70	70	70	70	70	70	70
Segment demand (vph)	4,749	5,476	6,847	6,261	5,089	5,677	6,226	6,226	6,226	5,125	6,654	6,654	6,654		6,654	6,654	5,745	6,192		6,192	6,196	6,196	6,196	4,921	5,276	5,276
On-Ramp demand (vph)			586	1,172					1,101							909								1,275		
Off-Ramp demand (vph)		727	1,371			588	549				1,529							447							355	
Ramp-to-Ramp demand (vph)			570																							
Travel time per vehicle (min)	0.58	0.26	0.79	0.29	0.67	0.44	0.15	0.24	0.16	0.60	0.30	0.21	0.80		2.94	0.32	1.43	0.61		3.56	0.75	0.11	0.32	1.52	0.59	0.15
VMTD Veh-miles (Demand)	2,446	1,328	3,890	1,518	3,518	2,150	884	808	884	2,461	1,890	655	2,520		9,313	1,890	2,992	1,759		8,924	2,347	346	1,760	2,824	1,499	400
VMTV Veh-miles (Volume)	2,122	1,161	3,407	1,312	3,071	1,876	772	705	772	2,081	1,601	555	2,134		7,887	1,601	2,449	1,445		7,330	2,155	318	1,616	2,720	1,453	390
VHT travel (hrs)	39.65	21.11	79.39	25.74	49.38	36.64	13.28	21.66	14.43	42.99	28.08	19.44	74.77		276.28	29.77	111.86	51.45		301.59	70.87	10.45	29.90	119.88	50.32	13.07
VHD delay (hrs)	7.01	3.25	26.97	87.41	5.51	9.85	2.25	11.58	3.41	13.27	5.21	11.51	44.28		163.62	16.33	76.88	30.80		196.88	40.09	5.91	230.52	81.03	29.57	7.51
Space mean speed (mph)	54	55	43	51	62	51	58	33	53	48	57	29	29		29	54	22	28		24	30	30	54	23	29	30
Segment density (veh/mi/lane)	25	29	39	35	24	27	31	56	34	30	33	66	66		66	35	72	60		70	62	62	35	70	59	58
Segment density (pc/mi/lane)	30	34	46	41	28	31	36	64	39	34	38	76	76		76	40	82	69		80	71	71	40	79	67	65
Tolled Express Lane	TEL-W		TEL-OFR		GP		GP		GP		GP		GP		GP		GP		GP		GP		GP		GP	
Space mean speed (mph)	65	62	43	66	70	51	59	33	53	48	57	29	29		29	54	22	28		24	30	30	54	23	29	30
Travel time per vehicle (min)	0.48	0.23	0.79	0.22	0.59	0.44	0.14	0.24	0.16	0.60	0.30	0.21	0.80		2.94	0.32	1.43	0.61		3.56	0.75	0.11	0.32	1.52	0.59	0.15
Volume (vph)	1,373	1,373	570	588	588	-	-	-	-	-	-	-	-		-	-	-	-		-	-	-	-	-	-	-
Level of Service (LOS)	C	C	B	A	A																					

6:45 AM	D	C	E	F	E	D	F	F	F	D	F	F	F	F	F	F	F	F	F	F	F	F	F	E	C	E
7:00 AM	E	F	F	F	E	D	F	F	F	E	F	F	F	F	F	F	F	F	F	F	F	F	F	F	C	F
7:15 AM	D	D	F	F	D	D	F	F	F	E	F	F	F	F	F	F	F	F	F	F	F	F	F	F	F	F
7:30 AM	E	C	F	F	D	D	F	F	F	D	F	F	F	F	F	F	F	F	F	F	F	F	F	F	F	F
7:45 AM	C	F	F	F	D	D	F	F	F	D	F	F	F	F	F	F	F	F	F	F	F	F	F	F	F	F
8:00 AM	C	F	F	F	C	D	F	F	F	D	F	F	F	F	F	F	F	F	F	F	F	F	F	F	F	F
8:15 AM	D	C	E	F	C	D	F	F	F	E	F	F	F	F	F	F	F	F	F	F	F	F	F	F	F	F
8:30 AM	E	D	E	F	D	D	F	F	F	D	F	F	F	F	F	F	F	F	F	F	F	F	C	F	F	E

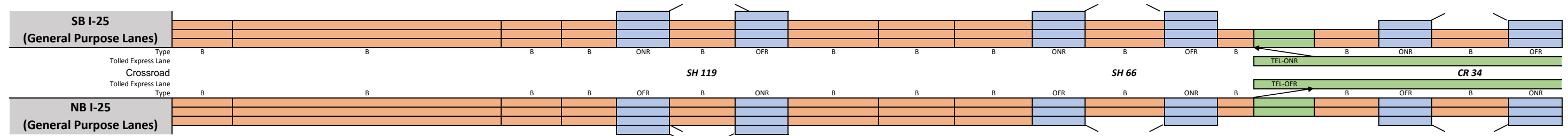


6:45 AM	C	C	C	C	C	C	D	D	D	D	C	E	E	E	E	C	D	C	D	D	C	C	B	D	
7:00 AM	D	C	C	D	D	C	D	D	D	D	C	E	E	E	E	C	D	C	E	E	E	C	D	B	D
7:15 AM	D	C	C	D	D	C	D	D	D	D	C	E	E	E	E	C	D	C	E	E	E	D	D	B	D
7:30 AM	D	C	C	D	D	C	F	F	D	F	E	F	F	F	F	D	E	C	F	F	F	D	D	C	E
7:45 AM	D	C	C	D	D	F	F	D	F	D	C	F	F	F	F	D	D	C	F	F	F	D	D	B	E
8:00 AM	D	C	C	D	D	F	D	D	D	D	C	F	F	F	F	D	D	C	E	E	E	C	D	B	D
8:15 AM	D	C	C	D	D	C	D	D	D	D	C	F	F	F	F	D	E	C	E	E	E	C	D	B	D
8:30 AM	D	C	C	D	D	C	D	D	D	D	C	E	E	E	E	C	D	C	E	E	E	D	D	B	D

SEGMENT	29	30	31	32	33	34	35	36	37	38	39	40	41	42	43	44	45	46	47	48	49	50	51	52		
Segment Length (ft)	2,714	935	2,976	750	2,725	2,000	1,500	645	1,500	2,005	1,500	1,470	2,000		7,240	1,500	2,955	1,500		7,555	2,000	155	1,500	3,580	750	735
Number of lanes	3	3	4	3	3	4	3	4	3	3	3	3	3		3	3	3	3		3	3	3	3	3	3	3
Free Flow Speed (mph)	65	65	65	65	70	70	70	70	70	70	70	70	70		70	70	70	70		70	70	70	70	70	70	70
Segment demand (vph)	3,828	4,417	5,089	4,503	4,185	4,770	5,617	5,617	5,617	4,285	5,078	5,078	5,078		5,078	5,078	4,441	4,918		4,918	4,918	4,918	4,918	3,994	4,401	4,401
On-Ramp demand (vph)		589	672			585	847				793														407	
Off-Ramp demand (vph)			586	318					1,332							637										
Ramp-to-Ramp demand (vph)			542																							
Travel time per vehicle (min)	0.63	0.20	0.56	0.15	0.62	0.56	0.32	0.15	0.30	0.46	0.30	0.42	0.57		2.05	0.29	0.70	0.30		2.10	0.55	0.04	0.29	0.79	0.15	0.18
VMTD Veh-miles (Demand)	1,968	782	2,868	640	2,160	1,807	1,596	686	1,596	1,627	1,443	1,414	1,923		6,963	1,443	2,485	1,397		7,037	1,863	144	1,397	2,708	625	613
VMTV Veh-miles (Volume)	1,964	781	2,864	639	2,157	1,802	1,592	685	1,592	1,623	1,440	1,411	1,920		6,949	1,440	2,480	1,395		7,037	1,863	144	1,397	2,708	625	613
VHT travel (hrs)	39.97	14.68	47.74	11.49	43.31	44.23	30.02	13.63	28.03	32.71	25.75	35.11	47.76		172.90	24.63	51.39	24.72		171.80	45.48	3.52	24.09	52.74	10.81	12.90
VHD delay (hrs)	9.75	2.66	3.67	1.66	12.50	18.49	7.27	3.85	5.29	9.52	5.18	14.95	20.34		73.63	4.06	15.95	4.79		71.27	18.87	1.46	4.13	14.05	1.88	4.15
Space mean speed (mph)	49	53	60	56	50	41	53	50	57	50	56	40	40		40	58	48	56		41	41	41	58	51	58	47
Segment density (veh/mi/lane)	26	28	21	27	28	29	35	28	33	29	30	42	42		42	29	31	29		40	40	40	28	26	25	31
Segment density (pc/mi/lane)	30	32	24	31	32	33	40	32	38	33	34	48	48		48	33	35	33		46	46	46	33	30	29	36
Tolled Express Lane	TEL-W		TEL-ONR		GP		GP		GP		GP		GP		GP		GP		GP		GP		GP		GP	
Space mean speed (mph)	65	65	60	64	70	41	53	50	57	50	56	40	40		40	58	48	56		41	41	41	58	51	58	47
Travel time per vehicle (min)	0.47	0.16	0.56	0.13	0.44	0.56	0.32	0.15	0.30	0.46	0.30	0.42	0.57		2.05	0.29	0.70	0.30		2.10	0.55	0.04	0.29	0.79	0.15	0.18
Volume (vph)	672	672	542	588	588	-	-	-	-	-	-	-	-		-	-	-	-		-	-	-	-	-	-	-
Level of Service (LOS)	A	A	A	A	A																					

SEGMENT	53	54	55	56	57	58	59	60	61	62	63	64	65	66	67	68	69	70	71
Segment Length (ft)	2,000	14,995	2,000	745	750	4,315	1,500	3,500	3,000	3,240	1,500	2,995	1,500	490	2,000	2,280	1,500	2,995	1,500
Number of lanes	3	3	3	3	3	3	3	3	3	3	3	3	3	2	3	2	2	2	2
Free Flow Speed (mph)	70	70	70	70	70	70	70	70	70	70	70	70	70	70	70	70	70	70	70
Segment demand (vph)	5,276	5,276	5,276	5,276	5,276	3,315	4,288	4,288	4,288	4,288	4,288	3,324	3,872	3,872	3,872	3,427	3,427	2,537	2,787
On-Ramp demand (vph)					1,961						964				445		890		
Off-Ramp demand (vph)							973						548						250
Ramp-to-Ramp demand (vph)																			
Travel time per vehicle (min)	0.74	3.20	0.59	0.22	0.16	0.86	0.29	0.79	0.67	0.73	0.30	0.60	0.29	0.18	1.31	0.60	0.32	0.65	0.30
VMTD Veh-miles (Demand)	1,998	14,984	1,998	744	749	2,709	1,218	2,842	2,436	2,631	1,218	1,885	1,100	359	1,467	1,480	974	1,439	792
VMTV Veh-miles (Volume)	1,950	14,728	1,984	739	744	2,677	1,204	2,809	2,408	2,601	1,204	1,857	1,083	354	1,445	1,480	974	1,439	792
VHT travel (hrs)	63.84	276.47	51.31	19.11	14.09	47.18	20.74	55.49	47.56	51.36	21.05	32.72	18.38	11.24	83.11	34.38	18.11	27.51	14.09
VHD delay (hrs)	35.98	66.08	22.97	8.56	3.46	8.93	3.54	15.35	13.16	14.21	3.85	6.19	2.90	6.19	62.48	13.24	4.20	6.95	2.78
Space mean speed (mph)	31	53	39	39	53	57	58	51	51	51	57	57	59	31	17	43	54	52	56
Segment density (veh/mi/lane)	56	32	45	45	33	19	24	28	28	28	25	19	22	61	73	40	26	24	23
Segment density (pc/mi/lane)	64	37	51	51	38	22	28	32	32	32	28	22	24	69	83	46	30	28	26
Tolled Express Lane	GP	GP	GP	GP	GP	GP	GP	GP	GP	GP	GP	GP	GP	GP	GP	GP	GP	GP	GP
Space mean speed (mph)	31	53	39	39	53	57	58	51	51	51	57	57	59	31	17	43	54	52	56
Travel time per vehicle (min)	0.74	3.20	0.59	0.22	0.16	0.86	0.29	0.79	0.67	0.73	0.30	0.60	0.29	0.18	1.31	0.37	0.24	0.49	0.24
Volume (vph)	-	-	-	-	-	-	-	-	-	-	-	-	-	-	-	445	445	445	445
Level of Service (LOS)																A	A	A	A

6:45 AM	E	E	E	E	D	C	C	C	C	C	C	C	B	B	E	C	D	C	B	B
7:00 AM	F	F	F	F	D	C	C	D	D	D	C	C	C	C	F	C	E	C	D	C
7:15 AM	F	F	F	F	D	C	C	D	D	D	C	C	C	C	F	F	F	D	D	D
7:30 AM	F	F	F	F	D	C	C	D	D	D	C	C	C	C	F	F	F	E	D	C
7:45 AM	F	F	F	F	D	C	C	D	D	D	C	C	C	C	F	F	F	E	D	C
8:00 AM	F	F	F	F	D	C	C	D	D	D	C	C	C	C	F	F	F	E	D	C
8:15 AM	F	F	F	F	D	C	C	D	D	D	C	C	C	C	F	F	F	E	D	C
8:30 AM	D	D	D	D	C	B	C	C	C	C	C	B	B	B	E	B	D	C	C	C

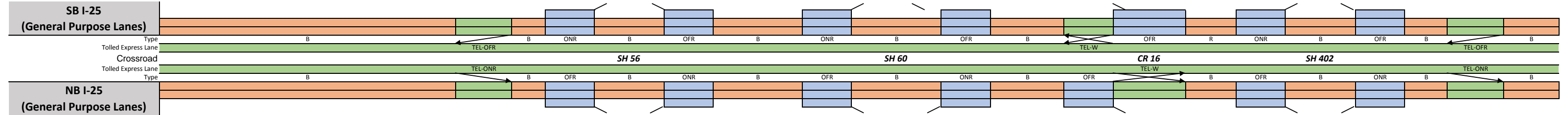


6:45 AM	D	D	D	D	B	C	C	D	D	D	C	F	F	F	D	E	D	D	C
7:00 AM	D	D	D	D	B	C	C	D	D	C	F	F	F	F	D	E	C	D	C
7:15 AM	D	D	D	D	B	C	C	D	C	F	F	F	F	F	D	E	D	D	C
7:30 AM	E	E	E	E	B	C	C	E	F	F	F	F	F	F	E	E	D	D	C
7:45 AM	E	E	E	E	B	C	C	F	F	F	F	F	F	F	D	E	C	D	C
8:00 AM	D	D	D	D	C	F	F	F	F	F	F	F	F	F	D	D	C	D	C
8:15 AM	D	D	D	D	F	F	F	F	F	F	F	F	F	F	D	D	C	D	C
8:30 AM	D	D	D	D	F	F	F	F	F	F	F	F	F	F	D	E	D	D	C

SEGMENT	53	54	55	56	57	58	59	60	61	62	63	64	65	66	67	68	69	70	71
Segment Length (ft)	2,000	15,000	2,000	1,635	1,500	2,325	1,500	3,850	3,000	3,040	1,500	3,185	1,500	500	2,000	2,245	1,500	3,035	1,500
Number of lanes	3	3	3	3	3	3	3	3	3	3	3	2	2	2	3	2	2	2	2
Free Flow Speed (mph)	70	70	70	70	70	70	70	70	70	70	70	70	70	70	70	70	70	70	70
Segment demand (vph)	4,401	4,401	4,401	4,401	4,401	3,457	4,213	4,213	4,213	4,213	4,213	3,618	4,317	4,317	4,317	3,354	3,354	3,014	3,184
On-Ramp demand (vph)							756						699						170
Off-Ramp demand (vph)					944						595				963		340		
Ramp-to-Ramp demand (vph)																			
Travel time per vehicle (min)	0.48	3.59	0.48	0.39	0.29	0.85	0.65	2.26	2.14	2.72	1.43	1.84	0.32	0.20	0.47	0.55	0.30	0.68	0.31
VMTD Veh-miles (Demand)	1,667	12,503	1,667	1,363	1,250	1,522	1,197	3,072	2,394	2,426	1,197	2,182	1,226	409	1,635	1,426	953	1,732	905
VMTV Veh-miles (Volume)	1,667	12,503	1,667	1,363	1,248	1,461	1,136	2,786	2,092	2,054	1,013	1,844	1,067	356	1,423	1,246	833	1,519	799
VHT travel (hrs)	35.10	263.24	35.10	28.69	20.90	46.83	43.29	143.79	131.52	161.62	85.18	93.52	20.28	12.46	29.37	26.83	14.84	30.07	14.39
VHD delay (hrs)	11.28	84.63	11.28	9.22	3.07	25.95	30.20	104.00	101.64	132.28	70.71	67.17	5.04	7.38	9.05	9.03	2.94	8.37	2.97
Space mean speed (mph)	47	47	47	47	60	31	26	19	16	13	12	20	53	29	48	46	56	51	56
Segment density (veh/mi/lane)	31	31	31	31	25	35	51	66	77	94	100	78	26	66	30	32	24	26	22
Segment density (pc/mi/lane)	36	36	36	36	28	41	58	76	89	108	115	89	30	76	34	37	28	30	26
Tolled Express Lane	GP	GP	GP	GP	GP	GP	GP	GP	GP	GP	GP	GP	GP	GP	GP	GP	GP	GP	GP
Space mean speed (mph)	47	47	47	47	60	31	26	19	16	13	12	20	53	29	48	46	56	51	56
Travel time per vehicle (min)	0.48	3.59	0.48	0.39	0.29	0.85	0.65	2.26	2.14	2.72	1.43	1.84	0.32	0.20	0.47	0.37	0.24	0.49	0.24
Volume (vph)	-	-	-	-	-	-	-	-	-	-	-	-	-	-	-	965	965	965	965
Level of Service (LOS)																B	B	B	B

SEGMENT	72	73	74	75	76	77	78	79	80	81	82	83	84	85	86	87	88	89	90	91			
Segment Length (ft)	18,155	2,000	425	1,500	3,020	1,500	4,340	1,500	3,245	1,500	5,790	3,075	750	895	1,165	2,870	750	705	2,000	2,640			
Number of lanes	2	3	2	2	2	2	2	2	2	2	2	3	2	2	2	2	2	2	3	2			
Free Flow Speed (mph)	70	70	70	70	70	70	70	70	70	70	70	70	70	70	70	70	70	70	70	70			
Segment demand (vph)	2,787	3,232	2,841	2,841	2,616	3,211	3,211	3,211	2,561	3,137	3,137	3,528	3,398	3,398	3,398	2,615	3,249	3,249	3,680	3,340			
On-Ramp demand (vph)		391		225				650				431			783				340				
Off-Ramp demand (vph)		445				595				576		391	301				634		431				
Ramp-to-Ramp demand (vph)		391										348							340				
Travel time per vehicle (min)	4.18	0.40	0.10	0.31	0.67	0.31	1.17	0.31	0.71	0.31	1.51	0.54	0.15	0.19	0.24	0.64	0.15	0.19	0.41	0.77			
VMTD Veh-miles (Demand)	9,583	1,224	229	807	1,496	912	2,639	912	1,574	891	3,440	2,055	483	576	750	1,421	462	434	1,394	1,670			
VMTV Veh-miles (Volume)	9,583	1,224	229	807	1,496	912	2,639	912	1,574	891	3,440	2,055	483	576	750	1,421	462	434	1,394	1,670			
VHT travel (hrs)	194.32	21.61	4.71	14.74	29.04	16.45	62.69	16.65	30.10	16.06	78.72	31.61	8.61	10.61	13.81	27.72	8.34	10.52	25.10	42.68			
VHD delay (hrs)	57.42	4.12	1.45	3.21	7.67	3.42	24.98	3.62	7.61	3.33	29.58	2.26	1.71	2.38	3.10	7.41	1.74	4.33	5.19	18.82			
Space mean speed (mph)	49	57	49	55	52	55	42	55	52	55	44	65	56	54	54	51	55	41	56	39			
Segment density (veh/mi/lane)	28	19	29	25	25	25	38	24	24	26	36	18	28	30	25	25	27	39	22	43			
Segment density (pc/mi/lane)	32	22	34	28	29	29	44	28	28	30	41	21	32	34	28	29	31	45	25	49			
Tolled Express Lane		TEL-OFR										TEL-W										TEL-OFR	
Space mean speed (mph)	70	57	70	70	70	70	70	70	70	70	70	65	70	70	70	70	69	65	56	70			
Travel time per vehicle (min)	2.95	0.40	0.07	0.24	0.49	0.24	0.70	0.24	0.53	0.24	0.94	0.54	0.12	0.15	0.19	0.47	0.12	0.12	0.41	0.43			
Volume (vph)	445	391	392	392	392	392	392	392	392	392	392	348	431	431	431	431	431	431	340	340			
Level of Service (LOS)	A	A	A	A	A	A	A	A	A	A	A	A	A	A	A	A	A	A	A	A			

6:45 AM	C	B	C	B	B	C	D	C	C	C	D	C	C	C	C	C	C	D	C	E
7:00 AM	D	C	D	C	D	C	E	C	C	C	D	C	D	D	C	C	C	D	C	E
7:15 AM	E	C	E	D	D	D	F	D	D	D	F	C	D	D	D	D	D	E	C	E
7:30 AM	D	C	E	D	D	D	F	D	D	D	E	C	D	D	C	D	D	E	C	E
7:45 AM	D	B	D	C	C	C	D	C	C	C	D	B	D	D	C	D	D	E	C	F
8:00 AM	D	C	D	D	D	D	F	D	D	D	F	C	D	D	D	E	D	F	C	F
8:15 AM	D	B	D	C	C	C	D	C	C	C	D	B	D	D	C	D	D	E	C	E
8:30 AM	C	B	C	C	C	C	D	C	C	C	D	B	C	C	C	C	D	E	C	E

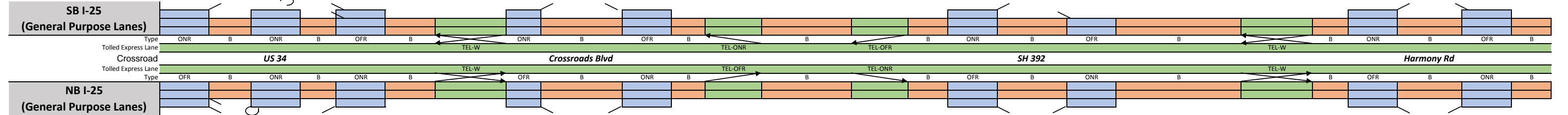


6:45 AM	D	C	E	D	D	D	F	D	D	F	F	F	C	F	D	D	C	E	C	E
7:00 AM	E	C	E	D	E	D	F	E	E	F	F	F	D	F	D	D	D	F	D	F
7:15 AM	E	C	E	D	E	D	F	F	F	F	F	F	D	F	D	D	D	F	D	F
7:30 AM	F	C	E	F	F	F	F	F	F	F	F	F	E	F	F	D	F	F	D	F
7:45 AM	E	E	F	F	F	F	F	F	F	F	F	F	D	F	D	D	D	F	F	F
8:00 AM	E	F	F	F	F	F	F	F	F	F	F	F	C	F	D	D	C	D	F	F
8:15 AM	D	F	F	F	F	F	F	F	F	F	F	F	D	F	D	D	D	F	F	F
8:30 AM	D	F	F	F	F	F	F	F	F	F	F	F	D	F	D	D	D	E	F	F

SEGMENT	72	73	74	75	76	77	78	79	80	81	82	83	84	85	86	87	88	89	90	91			
Segment Length (ft)	18,150	2,000	500	1,500	2,890	1,500	4,225	1,500	4,255	1,500	3,160	1,500	3,095	1,610	1,500	2,930	1,500	1,095	2,000	1,925			
Number of lanes	2	3	2	2	2	2	2	2	2	2	2	2	3	2	2	2	2	2	3	2			
Free Flow Speed (mph)	70	70	70	70	70	70	70	70	70	70	70	70	70	70	70	70	70	70	70	70			
Segment demand (vph)	3,184	4,147	3,241	3,241	3,041	3,720	3,720	3,720	3,300	4,047	4,047	4,047	4,486	3,648	3,648	2,765	3,498	3,498	4,336	3,606			
On-Ramp demand (vph)		963				679				747			907				733		838				
Off-Ramp demand (vph)		906		200				420				468	838		883				730				
Ramp-to-Ramp demand (vph)		906											742						730				
Travel time per vehicle (min)	4.84	0.66	0.21	0.66	1.64	0.51	1.57	0.58	2.35	0.33	1.26	0.31	0.67	0.50	0.31	0.64	0.32	0.30	0.85	0.76			
VMTD Veh-miles (Demand)	10,945	1,571	307	921	1,664	1,057	2,977	1,057	2,659	1,150	2,422	1,150	2,630	1,112	1,036	1,534	994	725	1,642	1,315			
VMTV Veh-miles (Volume)	10,945	1,539	298	885	1,557	997	2,770	979	2,425	1,067	2,248	1,067	2,486	1,053	981	1,447	949	693	1,560	1,234			
VHT travel (hrs)	256.78	44.42	11.11	34.25	77.81	29.92	90.70	33.22	117.84	20.57	78.76	19.12	47.03	28.73	17.88	27.83	17.59	16.72	58.22	43.09			
VHD delay (hrs)	100.42	41.80	6.86	21.61	55.57	15.68	51.12	19.23	83.19	5.32	46.64	3.87	11.52	13.68	3.86	7.15	4.03	6.82	51.10	25.46			
Space mean speed (mph)	43	35	27	26	20	33	31	29	21	52	29	56	53	37	55	52	54	41	27	29			
Segment density (veh/mi/lane)	37	39	59	60	71	51	57	58	73	29	66	31	28	47	29	25	26	40	51	59			
Segment density (pc/mi/lane)	43	45	67	69	82	59	65	67	84	33	76	36	32	54	33	29	30	46	59	68			
Tolled Express Lane		TEL-ONR										TEL-W										TEL-ONR	
Space mean speed (mph)	70	35	54	69	70	70	70	70	70	70	70	70	53	69	70	70	70	70	27	68			
Travel time per vehicle (min)	2.95	0.66	0.10	0.25	0.47	0.24	0.69	0.24	0.69	0.24	0.51	0.24	0.67	0.27	0.24	0.48	0.24	0.18	0.85	0.32			
Volume (vph)	965	906	906	906	906	906	906	906	906	906	906	906	742	838	838	838	838	838	730	730			
Level of Service (LOS)	B	D	B	B	B	B	B	B	B	B	B	B	B	B	B	B	B	B	D	A			

SEGMENT	92	93	94	95	96	97	98	99	100	101	102	103	104	105	106	107	108	109	110	111	112	113	114	115	116	
Segment Length (ft)	1,500	405	755	1,250	1,500	1,435	3,000	1,500	3,480	1,500	700	2,000	4,255	2,000	460	1,500	3,240	1,500	6,730	3,000	455	1,500	3,025	1,500	500	
Number of lanes	2	2	2	2	2	2	3	2	2	2	2	3	2	3	2	2	2	2	2	2	3	2	2	2	2	
Free Flow Speed (mph)	70	70	70	70	70	70	70	70	70	70	70	70	70	70	70	70	70	70	70	70	70	70	70	70	70	
Segment demand (vph)	3,340	2,743	2,743	2,096	3,146	3,146	3,485	2,801	2,160	2,825	2,825	3,509	2,739	3,512	2,843	2,843	2,108	2,704	2,704	3,371	2,828	2,828	1,847	2,751	2,751	
On-Ramp demand (vph)	597		647				684	641				770		669		735				543		981				
Off-Ramp demand (vph)					1,050		339			665		684		773				596		667				904		
Ramp-to-Ramp demand (vph)							284					684		669						531						
Travel time per vehicle (min)	0.31	0.09	0.16	0.25	0.31	0.38	0.64	0.31	0.71	0.31	0.16	0.41	0.97	0.41	0.10	0.30	0.64	0.31	1.46	0.59	0.10	0.30	0.59	0.31	0.11	
VMTD Veh-miles (Demand)	949	210	392	496	894	855	1,980	796	1,424	803	375	1,329	2,207	1,330	248	808	1,294	768	3,447	1,915	244	803	1,058	782	261	
VMTV Veh-miles (Volume)	949	210	392	496	894	855	1,980	796	1,424	803	375	1,329	2,207	1,330	248	808	1,294	768	3,447	1,915	244	803	1,058	782	261	
VHT travel (hrs)	17.45	4.25	7.12	8.85	16.41	19.80	37.32	14.30	25.46	14.52	7.72	23.77	44.35	23.84	4.91	14.35	22.56	13.85	65.77	33.11	4.78	14.20	18.06	14.27	5.07	
VHD delay (hrs)	3.89	1.24	1.52	1.76	3.64	7.59	9.03	2.93	5.13	3.06	2.37	4.78	12.81	4.83	1.37	2.82	4.08	2.88	16.53	5.74	1.30	2.72	2.94	3.11	1.35	
Space mean speed (mph)	54	50	55	56	54	43	53	56	56	55	49	56	50	56	50	56	57	55	52	58	51	57	59	55	51	
Segment density (veh/mi/lane)	25	28	22	19	20	36	22	22	19	22	29	20	28	21	28	20	18	25	26	19	28	19	16	21	27	
Segment density (pc/mi/lane)	28	32	25	21	23	42	25	25	22	26	33	23	32	23	32	23	21	28	29	22	31	22	18	24	30	
Tolled Express Lane	TEL-W																									
Space mean speed (mph)	70	70	70	70	70	68	53	70	70	70	65	56	70	56	70	70	70	70	70	70	58	70	70	70	69	64
Travel time per vehicle (min)	0.24	0.07	0.12	0.20	0.24	0.24	0.64	0.24	0.56	0.24	0.12	0.41	0.69	0.41	0.07	0.24	0.53	0.24	1.09	0.59	0.07	0.24	0.49	0.25	0.09	
Volume (vph)	340	340	340	340	340	340	284	684	684	684	684	684	772	669	667	667	667	667	667	667	531	542	542	542	542	
Level of Service (LOS)	A	A	A	A	A	A	A	A	A	A	A	B	B	B	A	A	A	A	A	A	A	A	A	A	A	

6:45 AM	C	C	C	B	B	D	B	C	C	C	D	C	D	C	D	C	C	D	D	B	D	C	B	B	C
7:00 AM	C	D	C	C	C	D	C	C	C	C	D	C	D	C	D	C	B	C	C	B	C	B	B	C	C
7:15 AM	C	D	C	C	C	D	C	C	C	C	C	B	C	C	B	B	C	C	C	B	C	B	B	B	C
7:30 AM	C	D	C	C	C	E	C	C	C	C	D	C	D	C	D	C	C	D	D	C	D	C	B	C	D
7:45 AM	C	D	C	C	C	E	C	C	C	C	E	C	E	C	E	C	C	D	D	C	D	C	C	C	D
8:00 AM	D	E	D	D	C	F	C	C	D	C	E	C	E	C	E	C	C	D	D	B	D	C	C	C	D
8:15 AM	C	D	C	C	C	E	C	C	C	C	D	C	D	C	D	C	C	D	D	B	D	C	B	C	D
8:30 AM	C	D	C	C	C	E	C	C	C	C	D	C	D	C	D	C	C	D	D	B	D	C	C	C	D

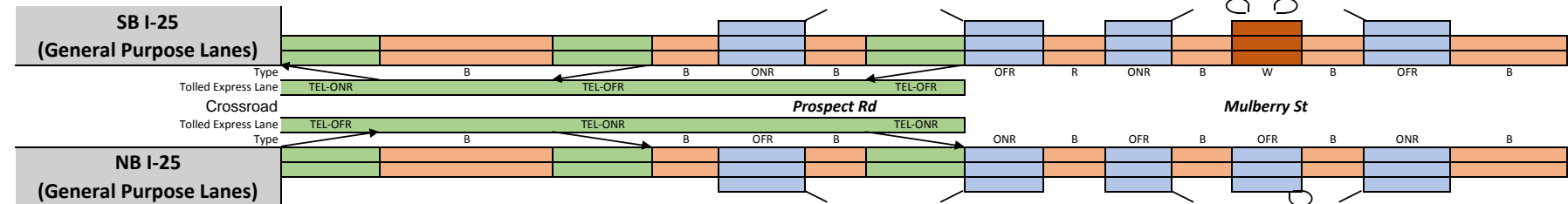


6:45 AM	C	C	C	E	D	F	D	D	D	C	E	C	E	C	E	D	C	C	E	C	E	D	C	C	D
7:00 AM	C	D	C	D	F	F	D	D	D	C	F	D	F	D	F	D	D	C	E	C	F	D	C	C	D
7:15 AM	C	D	E	F	F	F	D	D	D	C	E	D	E	D	F	D	D	C	E	D	F	D	C	C	D
7:30 AM	F	F	F	F	F	F	E	F	E	F	F	E	F	F	F	D	F	F	E	F	F	F	D	C	E
7:45 AM	F	F	F	F	F	F	E	D	D	C	F	D	F	F	E	D	D	D	F	F	F	D	D	C	E
8:00 AM	F	F	F	F	D	F	D	D	D	C	E	D	E	F	F	D	D	C	F	C	F	D	C	C	D
8:15 AM	F	F	F	F	F	F	E	F	D	C	F	D	F	D	F	E	D	D	F	C	F	F	D	C	E
8:30 AM	F	F	F	F	D	F	D	D	D	C	F	C	E	C	F	D	D	C	F	C	F	D	C	C	D

SEGMENT	92	93	94	95	96	97	98	99	100	101	102	103	104	105	106	107	108	109	110	111	112	113	114	115	116	
Segment Length (ft)	1,500	1,050	1,500	600	1,500	1,545	3,000	540	3,680	1,500	500	2,000	4,255	2,000	900	1,500	2,900	1,500	6,630	3,000	600	1,500	2,565	1,500	900	
Number of lanes	2	2	2	2	2	2	3	2	2	2	2	3	2	3	2	2	2	2	2	3	2	2	2	2	2	
Free Flow Speed (mph)	70	70	70	70	70	70	70	70	70	70	70	70	70	70	70	70	70	70	70	70	70	70	70	70	70	
Segment demand (vph)	3,606	2,636	3,345	3,345	4,020	4,020	4,750	3,777	2,927	3,532	3,532	4,504	3,482	4,504	3,623	3,623	2,746	3,434	3,434	4,315	3,617	3,617	2,492	2,867	2,867	
On-Ramp demand (vph)			709		675		730			605		972		1,022				688		881					375	
Off-Ramp demand (vph)	970						973	850				1,022		881		877				881	698		1,125			
Ramp-to-Ramp demand (vph)							565					972		881						686						
Travel time per vehicle (min)	0.58	0.79	0.71	0.32	0.33	0.62	0.68	0.11	0.84	0.31	0.15	0.42	1.43	0.79	0.32	0.31	0.66	0.32	2.04	0.70	0.21	0.31	0.55	0.31	0.21	
VMTD Veh-miles (Demand)	1,024	524	950	380	1,142	1,176	2,699	386	2,040	1,003	334	1,706	2,806	1,706	618	1,029	1,508	976	4,312	2,452	411	1,028	1,211	814	489	
VMTV Veh-miles (Volume)	955	479	878	350	1,067	1,099	2,549	365	1,930	959	320	1,646	2,806	1,706	618	1,029	1,508	976	4,312	2,451	411	1,027	1,210	814	489	
VHT travel (hrs)	32.55	31.58	36.43	16.32	20.46	38.51	50.83	6.64	38.65	17.53	8.34	30.21	83.14	59.17	19.48	18.77	30.02	18.07	116.84	50.16	12.87	18.92	22.84	14.59	10.18	
VHD delay (hrs)	18.92	24.73	23.88	11.32	5.22	22.80	14.41	1.42	11.07	3.84	3.77	6.70	43.05	34.80	10.66	4.07	8.48	4.14	55.24	15.14	7.00	4.24	5.55	2.95	3.20	
Space mean speed (mph)	29	15	24	21	52	29	50	55	50	55	38	54	34	29	32	55	50	54	37	49	32	54	53	56	48	
Segment density (veh/mi/lane)	55	79	64	72	28	66	31	29	28	24	44	27	52	52	57	29	27	25	47	29	57	29	24	21	30	
Segment density (pc/mi/lane)	63	91	74	83	32	76	36	34	32	27	51	31	59	60	66	34	31	29	54	34	65	33	27	25	34	
Tolled Express Lane	TEL-W																									
Space mean speed (mph)	70	70	70	70	70	70	50	62	70	70	70	54	70	29	60	69	70	70	70	49	62	69	70	70	70	
Travel time per vehicle (min)	0.24	0.17	0.24	0.10	0.24	0.25	0.68	0.10	0.60	0.24	0.08	0.42	0.69	0.79	0.17	0.25	0.47	0.24	1.08	0.70	0.11	0.25	0.42	0.24	0.15	
Volume (vph)	730	730	730	730	730	730	565	972	972	972	972	972	1,022	881	881	881	881	881	881	881	686	700	700	700	700	
Level of Service (LOS)	A	A	A	A	A	A	B	B	B	B	B	B	B	D	B	B	B	B	B	B	B	A	A	A	A	

SEGMENT	117	118	119	120	121	122	123	124	125	126	127	128	129	130	131	
Segment Length (ft)	2,000	4,840	2,000	500	1,500	535	2,000	775	715	1,160	700	420	750	1,500	2,700	276,955
Number of lanes	3	2	3	2	2	2	3	2	2	2	2	3	2	2	2	
Free Flow Speed (mph)	70	70	70	70	70	70	70	70	70	70	70	70	70	70	70	
Segment demand (vph)	3,293	2,711	3,293	2,853	2,853	2,077	2,517	2,707	2,707	2,707	2,149	2,192	1,242	1,841	1,841	
On-Ramp demand (vph)	582		440		776					558		950				
Off-Ramp demand (vph)	542		582				440	190				43		599		
Ramp-to-Ramp demand (vph)	542		440									1				
Travel time per vehicle (min)	0.40	1.06	0.41	0.11	0.31	0.11	0.41	0.16	0.14	0.23	0.14	0.09	0.14	0.31	0.53	71.48
VMTD Veh-miles (Demand)	1,247	2,485	1,247	270	811	210	953	397	367	595	285	174	176	523	941	225,996
VMTV Veh-miles (Volume)	1,247	2,485	1,247	270	811	210	953	397	367	595	285	174	176	523	941	208,874
VHT travel (hrs)	21.99	47.95	22.35	5.40	14.64	3.68	17.22	7.05	6.52	10.48	4.93	3.46	2.92	9.43	16.25	4,981.13
VHD delay (hrs)	4.17	12.45	4.53	1.55	3.06	0.67	3.60	1.38	1.28	1.98	0.86	0.97	0.40	1.96	2.81	3,614.66
Space mean speed (mph)	57	52	56	50	55	57	55	56	56	57	58	50	60	55	58	42
Segment density (veh/mi/lane)	19	26	19	29	23	18	15	21	25	19	19	14	10	15	16	35
Segment density (pc/mi/lane)	21	29	22	32	26	20	16	23	27	21	20	15	12	18	18	41
Tolled Express Lane	TEL-ONR		TEL-OFR				TEL-OFR	GP	GP	GP	GP	GP	GP	GP	GP	TEL
Space mean speed (mph)	57	70	56	70	69	64	55	56	56	57	58	50	60	55	58	61
Travel time per vehicle (min)	0.40	0.79	0.41	0.08	0.25	0.10	0.41	0.16	0.14	0.23	0.14	0.09	0.14	0.31	0.53	60.03
Volume (vph)	542	582	440	440	440	440	-	-	-	-	-	-	-	-	-	11.46
Level of Service (LOS)	A	A	A	A	A	A										

6:45 AM	B	C	B	C	C	B	B	B	B	B	B	B	A	B	B
7:00 AM	B	C	B	D	C	B	B	B	B	B	B	B	A	B	B
7:15 AM	B	C	B	C	C	B	B	C	C	B	B	B	A	B	B
7:30 AM	B	D	C	D	C	B	B	C	C	B	B	B	A	B	B
7:45 AM	C	D	C	E	C	C	B	C	C	C	C	B	B	B	C
8:00 AM	C	D	C	E	D	C	B	C	C	C	C	B	B	C	C
8:15 AM	C	D	C	D	C	C	B	C	C	C	C	B	B	B	B
8:30 AM	C	D	C	D	C	C	B	C	C	C	C	B	B	B	C

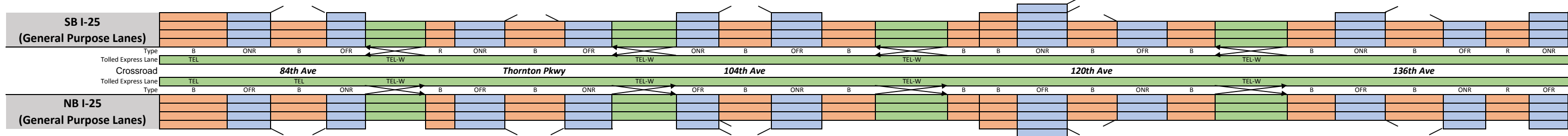


6:45 AM	B	D	C	D	B	C	B	B	D	C	B	B	A	A	B
7:00 AM	C	D	C	D	B	C	B	B	D	C	B	B	A	A	B
7:15 AM	C	D	C	D	B	C	B	B	D	C	B	B	A	A	B
7:30 AM	D	E	D	F	B	D	C	C	E	D	C	B	B	B	C
7:45 AM	C	E	C	E	B	C	B	C	E	D	C	C	B	B	C
8:00 AM	C	D	C	D	B	C	B	B	D	C	B	B	A	A	B
8:15 AM	C	E	C	E	B	C	B	C	E	D	C	B	B	B	B
8:30 AM	C	D	C	D	B	C	B	C	D	C	C	B	A	A	B

SEGMENT	117	118	119	120	121	122	123	124	125	126	127	128	129	130	131	
Segment Length (ft)	2,000	4,840	2,000	740	1,500	525	2,000	1,165	570	750	510	840	550	1,500	2,700	277,130
Number of lanes	3	2	3	2	2	2	3	2	2	2	2	2	2	2	2	
Free Flow Speed (mph)	70	70	70	70	70	70	70	70	70	70	70	70	70	70	70	
Segment demand (vph)	3,567	2,853	3,565	2,985	2,985	2,208	2,787	2,973	2,973	2,973	2,042	2,042	1,309	1,634	1,634	
On-Ramp demand (vph)	700		712				579	186						325		
Off-Ramp demand (vph)	714		580		777					931		733				
Ramp-to-Ramp demand (vph)	700		580													
Travel time per vehicle (min)	0.40	1.15	0.41	0.18	0.31	0.11	0.42	0.24	0.13	0.16	0.10	0.19	0.10	0.29	0.51	81.00
VMTD Veh-miles (Demand)	1,351	2,615	1,350	418	848	220	1,056	656	321	422	197	325	136	464	836	210,857
VMTV Veh-miles (Volume)	1,351	2,615	1,350	418	848	220	1,056	656	321	422	197	325	136	464	836	205,664
VHT travel (hrs)	23.94	54.45	24.38	9.18	15.40	3.97	19.58	11.66	6.64	7.72	3.43	6.47	2.24	7.99	13.99	5,187.01
VHD delay (hrs)	4.64	17.09	5.09	3.20	3.29	0.83	4.50	2.29	2.05	1.68	0.62	1.83	0.29	1.36	2.05	2,202.69
Space mean speed (mph)	56	48	55	46	55	55	54	56	48	55	57	50	61	58	60	40
Segment density (veh/mi/lane)	21	30	21	33	14	20	17	20	31	25	18	15	11	10	14	37
Segment density (pc/mi/lane)	24	34	24	38	16	23	19	23	34	28	20	16	12	11	15	42
Tolled Express Lane	TEL-OFR		TEL-ONR				TEL-ONR	GP	GP	GP	GP	GP	GP	GP	GP	TEL
Space mean speed (mph)	56	70	55	66	70	70	54	56	48	55	57	50	61	58	60	63
Travel time per vehicle (min)	0.40	0.79	0.41	0.13	0.24	0.09	0.42	0.24	0.13	0.16	0.10	0.19	0.10	0.29	0.51	62.44
Volume (vph)	700	714	580	580	580	580	-	-	-	-	-	-	-	-	-	18.56
Level of Service (LOS)	B	A	A	A	A	A										

SEGMENT	1	2	3	4	5	6	7	8	9	10	11	12	13	14	15	16	17	18	19	20	21	22	23	24	25	26	27	28	
Segment Length (ft)	2,700	1,500	1,865	1,100	2,530	715	750	1,835	750	2,900	1,045	1,735	1,010	2,190	3,100	95	800	1,500	1,575	1,500	1,400	3,000	1,315	1,500	2,095	750	1,390	750	
Number of lanes	4	4	3	3	4	3	3	3	3	4	3	3	3	3	4	3	4	3	3	3	3	4	3	3	3	3	3	3	
Free Flow Speed (mph)	60	60	60	60	60	60	60	60	60	60	60	60	60	60	60	60	60	60	65	65	65	65	65	65	65	65	65	65	
Segment demand (vph)	5,082	5,082	3,888	4,668	5,557	4,696	4,696	3,849	4,652	5,521	4,730	3,559	4,406	4,406	5,193	4,604	4,604	4,604	3,225	4,332	4,332	4,918	4,410	4,410	3,576	4,225	4,225	4,225	
On-Ramp demand (vph)		1,194			861		847			791	1,171				589			1,379						834				841	
Off-Ramp demand (vph)				780	889				803	869			847		787					1,107			586				649		
Ramp-to-Ramp demand (vph)					633					715					504													445	
Travel time per vehicle (min)	0.68	0.29	0.48	0.24	0.68	0.17	0.17	0.47	0.17	0.74	0.24	0.43	0.22	0.61	0.80	0.03	0.19	0.34	0.35	0.31	0.36	0.63	0.35	0.32	0.48	0.16	0.30	0.16	
VMTD Veh-miles (Demand)	2,599	1,444	1,373	973	2,663	636	667	1,338	661	3,032	936	1,169	843	1,827	3,049	83	698	1,308	962	1,231	1,149	2,794	1,098	1,253	1,419	600	1,112	600	
VMTV Veh-miles (Volume)	2,599	1,444	1,373	973	2,663	636	667	1,338	661	3,032	936	1,169	843	1,827	3,049	83	698	1,308	962	1,231	1,149	2,794	1,098	1,253	1,419	600	1,112	600	
VHT travel (hrs)	57.65	24.48	30.86	18.89	62.72	12.98	13.62	29.96	12.84	68.09	19.06	25.26	16.36	44.85	69.47	2.12	14.84	25.94	18.68	22.57	26.24	51.59	25.54	23.50	28.60	10.97	20.85	11.25	
VHD delay (hrs)	14.34	0.41	7.97	2.68	18.34	2.38	2.50	7.66	1.83	17.56	3.46	5.77	2.31	14.39	18.65	0.74	3.21	4.14	3.88	3.64	8.57	8.60	8.65	4.23	6.77	1.74	3.74	2.02	
Space mean speed (mph)	45	59	44	51	42	49	49	45	51	45	49	46	52	41	44	39	47	50	52	55	44	54	43	53	50	55	53	53	
Segment density (veh/mi/lane)	28	22	29	30	32	32	32	29	30	30	32	26	29	36	29	39	24	30	21	26	33	22	34	28	24	26	26	26	
Segment density (pc/mi/lane)	33	25	34	35	37	37	37	34	35	35	37	30	33	42	34	46	29	35	24	31	38	26	40	32	28	30	31	31	
Tolled Express Lane	TEL				TEL-W					TEL-W					TEL-W							TEL-W							
Space mean speed (mph)	45	60	60	57	42	60	60	60	55	45	60	60	60	60	44	60	60	60	65	65	64	54	65	65	65	65	65	65	65
Travel time per vehicle (min)	0.68	0.28	0.35	0.22	0.68	0.14	0.14	0.35	0.15	0.74	0.20	0.33	0.19	0.42	0.80	0.02	0.15	0.28	0.28	0.26	0.25	0.63	0.23	0.26	0.37	0.13	0.24	0.13	
Volume (vph)	890	890	890	890	633	868	868	868	868	715	786	786	786	786	504	587	587	587	587	587	587	445	508	508	508	508	508	508	508
Level of Service (LOS)	C	B	B	B	B	B	B	B	B	B	B	B	B	B	B	A	A	A	A	A	A	A	A	A	A	A	A	A	A

Time	1	2	3	4	5	6	7	8	9	10	11	12	13	14	15	16	17	18	19	20	21	22	23	24	25	26	27	28
4:30 PM	D	C	E	C	E	D	D	D	D	D	D	D	C	E	D	E	D	B	C	D	E	C	E	C	D	D	D	C
4:45 PM	D	C	E	C	E	D	D	D	D	D	D	D	C	E	D	F	D	C	C	D	E	C	E	C	D	E	E	C
5:00 PM	D	C	D	C	D	D	D	D	D	D	D	D	C	E	D	E	D	B	C	D	E	C	E	C	D	D	E	C
5:15 PM	D	C	D	C	E	D	D	D	D	D	D	D	C	E	D	E	D	B	C	D	E	C	E	C	D	D	D	C
5:30 PM	E	D	D	C	E	D	D	D	D	E	D	D	C	E	D	F	D	B	C	D	E	D	E	C	D	D	E	C
5:45 PM	D	C	D	C	E	D	D	D	D	E	D	D	C	F	E	F	D	C	D	D	E	D	E	C	D	D	E	C
6:00 PM	E	D	D	C	E	D	D	D	D	E	D	D	C	F	E	F	D	C	C	D	E	D	E	C	D	D	E	C
6:15 PM	D	C	D	C	E	D	D	D	D	E	D	D	C	E	D	F	D	B	C	D	E	D	E	C	D	D	E	C

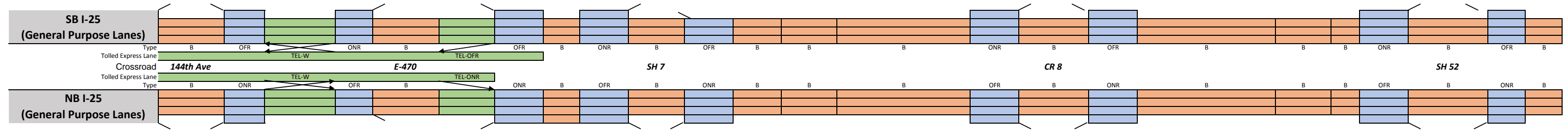


Time	1	2	3	4	5	6	7	8	9	10	11	12	13	14	15	16	17	18	19	20	21	22	23	24	25	26	27	28
4:30 PM	D	C	E	D	E	D	C	E	C	E	C	D	C	E	E	F	D	B	D	D	E	D	F	D	D	C	D	D
4:45 PM	D	C	E	D	E	D	C	E	D	E	C	D	D	F	E	F	D	B	D	D	E	D	F	E	D	C	D	D
5:00 PM	D	C	E	D	E	D	C	E	D	E	C	D	D	F	E	F	D	B	D	D	E	D	F	E	D	C	D	D
5:15 PM	D	C	E	D	E	D	C	E	D	E	C	D	D	F	E	F	D	B	D	D	E	D	F	E	D	D	D	D
5:30 PM	E	D	E	D	E	D	C	F	F	F	F	F	D	E	D	F	D	F	E	D	F	C	F	E	E	D	D	D
5:45 PM	E	D	E	D	E	F	F	F	F	F	F	F	E	F	F	F	D	F	E	D	F	C	F	E	D	D	D	D
6:00 PM	E	D	E	D	F	F	F	F	F	F	F	F	E	F	F	F	D	F	E	D	F	C	F	E	D	D	D	D
6:15 PM	E	D	E	D	F	F	F	F	F	F	F	F	E	F	F	F	D	F	E	D	F	C	F	E	D	D	D	D

SEGMENT	1	2	3	4	5	6	7	8	9	10	11	12	13	14	15	16	17	18	19	20	21	22	23	24	25	26	27	28
Segment Length (ft)	2,700	1,100	1,875	750	2,200	170	1,500	2,180	1,350	2,450	995	1,700	1,500	1,765	3,000	310	715	1,500	1,525	1,500	1,400	3,000	1,380	1,500	2,040	1,015	1,070	745
Number of lanes	4	4	3	3	4	4	3	3	3	4	3	3	3	3	4	3	4	3	3	3	3	4	3	3	3	3	3	3
Free Flow Speed (mph)	60	60	60	60	60	60	60	60	60	60	60	60	60	60	60	60	60	60	65	65	65	65	65	65	65	65	65	65
Segment demand (vph)	5,554	5,554	4,356	5,078	6,261	5,195	5,195	4,439	5,238	6,313	5,423	4,447	5,126	5,126	6,014	5,260	5,260	5,260	4,260	5,039	5,039	5,808	5,308	5,308	4,233	4,922	4,922	4,922
On-Ramp demand (vph)				722	1,183					799	1,075				888						779						689	
Off-Ramp demand (vph)		1,198			1,066		756			890	976				754			1,000							1,075			1,077
Ramp-to-Ramp demand (vph)					1,004					839					714													454
Travel time per vehicle (min)	0.70	0.21	0.50	0.18	0.56	0.06	0.35	0.74	0.33	0.86	0.22	0.45	0.35	0.54	0.70	0.10	0.18	0.33	0.37	0.33	0.40	0.65	0.44	0.31	0.49	0.22	0.23	0.16
VMTD Veh-miles (Demand)	2,840	1,157	1,547	721	2,609	167	1,476	1,833	1,339	2,929	1,022	1,432	1,456	1,714	3,417	309	712	1,494	1,230	1,432	1,336	3,300	1,387	1,508	1,635	946	997	694
VMTV Veh-miles (Volume)	2,840	1,157	1,547	721	2,600	166	1,465	1,795	1,311	2,831	984	1,378	1,409	1,658	3,322	300	692	1,451	1,194	1,396	1,303	3,228	1,357	1,474	1,598	928	978	681
VHT travel (hrs)	65.15	19.53	36.41	14.89	58.33	4.97	30.49	53.45	27.89	87.46	19.26	32.06	28.82	44.36	68.13	8.38	15.09	28.39	25.48	26.78	33.04	61.						

SEGMENT	29	30	31	32	33	34	35	36	37	38	39	40	41	42	43	44	45	46	47	48	49	50	51	52		
Segment Length (ft)	2,720	1,280	3,000	1,280	3,650	2,000	750	685	750	2,535	1,500	520	2,000		7,390	1,500	2,750	1,500		7,610	2,000	295	1,500	3,030	1,500	400
Number of lanes	3	3	4	3	3	4	3	3	3	3	3	3	3		3	3	3	3		3	3	3	3	3	3	3
Free Flow Speed (mph)	65	65	65	65	70	70	70	70	70	70	70	70	70		70	70	70	70		70	70	70	70	70	70	70
Segment demand (vph)	3,384	3,879	4,387	3,909	3,777	4,258	4,583	4,583	4,583	3,595	4,188	4,188	4,188		4,188	4,188	3,787	4,021		4,021	4,025	4,025	4,025	3,131	3,399	3,399
On-Ramp demand (vph)			478	132					988							401							894			
Off-Ramp demand (vph)		495	508			481	325				593							234							268	
Ramp-to-Ramp demand (vph)			435																							
Travel time per vehicle (min)	0.61	0.26	0.57	0.27	0.80	0.42	0.14	0.17	0.15	0.53	0.29	0.12	0.46		1.69	0.30	0.59	0.29		1.70	0.44	0.06	0.29	0.60	0.29	0.08
VMTD Veh-miles (Demand)	1,743	940	2,493	948	2,611	1,613	651	595	651	1,726	1,190	412	1,586		5,862	1,190	1,972	1,142		5,795	1,525	225	1,143	1,797	966	258
VMTV Veh-miles (Volume)	1,743	940	2,493	948	2,611	1,613	651	595	651	1,726	1,190	412	1,586		5,862	1,190	1,972	1,142		5,795	1,525	225	1,143	1,797	966	258
VHT travel (hrs)	34.36	16.93	41.54	17.66	50.37	30.13	10.99	13.07	11.57	31.88	20.24	8.31	31.98		118.16	20.63	37.44	19.21		113.77	29.27	4.32	19.59	31.40	16.22	4.60
VHD delay (hrs)	7.54	2.46	3.20	3.08	13.07	7.09	1.69	4.57	2.27	7.22	3.24	2.42	9.32		34.42	3.64	9.27	2.89		30.98	7.49	1.11	3.26	5.74	2.43	0.92
Space mean speed (mph)	51	56	60	54	52	54	59	46	56	54	59	50	50		50	58	53	59		51	52	52	58	57	60	56
Segment density (veh/mi/lane)	22	23	18	24	24	20	26	34	27	22	24	28	28		28	24	24	23		26	26	26	23	18	19	20
Segment density (pc/mi/lane)	26	27	21	28	28	23	30	39	31	25	27	32	32		32	28	28	26		30	29	29	26	21	22	23
Tolled Express Lane	TEL-W		TEL-OFR		GP		GP		GP		GP		GP		GP		GP		GP		GP		GP		GP	
Space mean speed (mph)	65	64	60	66	70	54	63	46	56	54	59	50	50		50	58	53	59		51	52	52	58	57	60	56
Travel time per vehicle (min)	0.48	0.23	0.57	0.22	0.59	0.42	0.14	0.17	0.15	0.53	0.29	0.12	0.46		1.69	0.30	0.59	0.29		1.70	0.44	0.06	0.29	0.60	0.29	0.08
Volume (vph)	508	508	435	480	480	-	-	-	-	-	-	-	-		-	-	-	-		-	-	-	-	-	-	-
Level of Service (LOS)	A	A	A	A	A																					

4:30 PM	C	C	B	C	C	C	C	D	C	C	C	D	D	D	B	C	B	C	C	C	B	C	B	C	C
4:45 PM	C	C	C	C	D	C	C	E	C	C	C	D	D	D	B	C	C	D	D	D	B	C	B	C	C
5:00 PM	C	C	C	C	D	C	C	D	C	C	C	D	D	D	B	C	B	C	C	C	B	B	B	C	C
5:15 PM	C	C	C	C	D	C	C	E	C	D	C	D	D	D	C	D	C	D	D	D	D	B	C	B	C
5:30 PM	C	C	C	C	D	C	C	E	C	C	C	D	D	D	C	D	C	D	D	D	D	B	C	B	C
5:45 PM	D	C	C	C	D	C	C	E	D	D	C	D	D	D	C	D	C	D	D	D	D	B	C	B	C
6:00 PM	D	C	C	C	D	C	C	E	C	D	C	D	D	D	C	D	C	D	D	D	D	B	C	B	C
6:15 PM	D	C	C	C	D	C	C	E	C	D	C	D	D	D	C	D	C	D	D	D	D	B	C	B	C

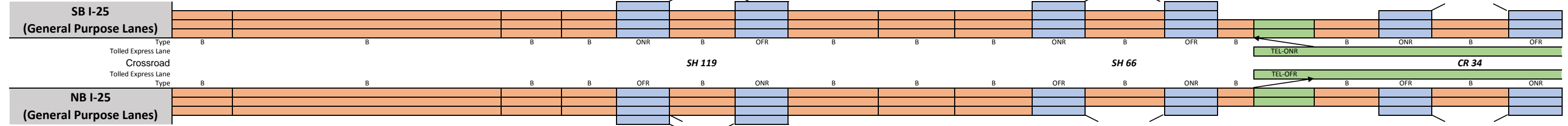


4:30 PM	C	C	C	C	C	C	C	C	C	D	C	D	D	D	C	D	B	D	D	D	C	C	B	C	C
4:45 PM	C	C	C	C	D	C	C	C	C	D	C	E	E	E	C	D	C	D	D	D	C	C	B	D	D
5:00 PM	D	C	C	D	D	C	C	C	C	D	C	E	E	E	C	D	C	E	E	E	C	C	B	D	D
5:15 PM	D	C	C	D	D	C	C	D	C	D	C	E	E	E	C	D	C	E	E	E	C	D	B	D	D
5:30 PM	D	C	C	D	D	C	C	D	C	D	C	F	F	F	D	E	C	E	E	E	D	D	B	D	D
5:45 PM	D	C	C	D	E	C	C	D	C	E	C	F	F	F	D	E	C	F	F	F	D	D	C	E	E
6:00 PM	D	C	C	D	D	C	C	D	C	D	C	F	F	F	D	E	C	F	F	F	D	D	B	D	D
6:15 PM	D	C	C	D	D	C	C	D	C	D	C	F	F	F	D	D	C	E	E	E	D	D	B	D	D

SEGMENT	29	30	31	32	33	34	35	36	37	38	39	40	41	42	43	44	45	46	47	48	49	50	51	52		
Segment Length (ft)	2,714	935	2,976	750	2,725	2,000	1,500	645	1,500	2,005	1,500	1,470	2,000		7,240	1,500	2,955	1,500		7,555	2,000	155	1,500	3,580	750	735
Number of lanes	3	3	4	3	3	4	3	4	3	3	3	3	3		3	3	3	3		3	3	3	3	3	3	3
Free Flow Speed (mph)	65	65	65	65	70	70	70	70	70	70	70	70	70		70	70	70	70		70	70	70	70	70	70	70
Segment demand (vph)	3,845	4,349	4,853	4,419	4,246	4,690	5,133	5,133	5,133	4,270	4,983	4,983	4,983		4,983	4,983	4,449	4,790		4,790	4,790	4,790	4,790	3,907	4,293	4,293
On-Ramp demand (vph)		504	504			444	443				713							341							386	
Off-Ramp demand (vph)			434	173					863						534										883	
Ramp-to-Ramp demand (vph)			400																							
Travel time per vehicle (min)	0.62	0.20	0.56	0.15	0.62	0.43	0.30	0.14	0.29	0.45	0.30	0.40	0.54		1.95	0.29	0.69	0.30		2.02	0.53	0.04	0.29	0.79	0.15	0.17
VMTD Veh-miles (Demand)	1,976	770	2,735	628	2,191	1,777	1,458	627	1,458	1,621	1,416	1,387	1,888		6,833	1,416	2,490	1,361		6,854	1,814	141	1,361	2,649	610	598
VMTV Veh-miles (Volume)	1,937	757	2,692	618	2,156	1,751	1,439	619	1,439	1,600	1,399	1,371	1,866		6,754	1,399	2,461	1,346		6,854	1,814	141	1,361	2,649	610	598
VHT travel (hrs)	39.17	14.18	44.87	11.06	43.43	32.92	25.61	11.60	24.77	31.86	24.83	32.57	44.31		160.39	23.84	50.69	23.70		160.87	42.59	3.30	23.42	51.13	10.51	12.33
VHD delay (hrs)	9.36	2.54	3.45	1.56	12.63	7.92	5.06	2.76	4.22	9.01	4.84	12.98	17.65		63.91	3.85	15.53	4.47		62.95	16.67	1.29	3.98	13.28	1.80	3.79
Space mean speed (mph)	49	53	60	56	50	53	56	53	58	50	56	42	42		42	59	49	57		43	43	43	58	52	58	48
Segment density (veh/mi/lane)	25	27	20	26	28	22	30	24	29	28	29	39	39		39	28	30	28		37	37	37	27	25	25	30
Segment density (pc/mi/lane)	29	31	23	30	32	25	34	27	33	32	33	45	45		45	32	34	32		43	43	43	32	29	28	34
Tolled Express Lane	TEL-W		TEL-ONR		GP		GP		GP		GP		GP		GP		GP		GP		GP		GP		GP	
Space mean speed (mph)	65	65	60	64	70	53	56	53	58	50	56	42	42		42	59	49	57		43	43	43	58	52	58	48
Travel time per vehicle (min)	0.47	0.16	0.56	0.13	0.44	0.43	0.30	0.14	0.29	0.45	0.30	0.40	0.54		1.95	0.29	0.69	0.30		2.02	0.53	0.04	0.29	0.79	0.15	0.17
Volume (vph)	500	500	400	434	434	-	-	-	-	-	-	-	-		-	-	-	-		-	-	-	-	-	-	-
Level of Service (LOS)	A	A	A	A	A																					

SEGMENT	53	54	55	56	57	58	59	60	61	62	63	64	65	66	67	68	69	70	71	
Segment Length (ft)	2,000	14,995	2,000	745	750	4,315	1,500	3,500	3,000	3,240	1,500	2,995	1,500	490	2,000	2,280	1,500	2,995	1,500	
Number of lanes	3	3	3	3	3	3	3	3	3	3	3	3	3	2	3	2	2	2	2	
Free Flow Speed (mph)	70	70	70	70	70	70	70	70	70	70	70	70	70	70	70	70	70	70	70	
Segment demand (vph)	3,399	3,399	3,399	3,399	3,399	2,351	2,868	2,868	2,868	2,868	2,868	2,362	2,869	2,869	2,869	2,869	2,435	2,435	2,254	2,390
On-Ramp demand (vph)					1,048							506			434		181			
Off-Ramp demand (vph)							517						507						136	
Ramp-to-Ramp demand (vph)																				
Travel time per vehicle (min)	0.41	3.05	0.41	0.15	0.15	0.82	0.29	0.68	0.58	0.63	0.29	0.57	0.29	0.11	0.41	0.48	0.30	0.61	0.30	
VMTD Veh-miles (Demand)	1,288	9,653	1,288	480	483	1,921	815	1,901	1,630	1,760	815	1,340	815	266	1,087	1,051	692	1,279	679	
VMTV Veh-miles (Volume)	1,288	9,653	1,288	480	483	1,921	815	1,901	1,630	1,760	815	1,340	815	266	1,087	1,051	692	1,279	679	
VHT travel (hrs)	23.01	172.53	23.01	8.57	8.30	32.06	13.84	32.57	27.92	30.15	13.84	22.36	13.83	5.26	19.83	19.55	12.21	23.07	12.03	
VHD delay (hrs)	4.62	34.63	4.62	1.72	1.41	4.61	2.20	5.41	4.64	5.01	2.20	3.22	2.19	1.46	4.30	4.53	2.33	4.80	2.33	
Space mean speed (mph)	56	56	56	56	58	60	59	58	58	58	59	60	59	51	55	54	57	55	56	
Segment density (veh/mi/lane)	20	20	20	20	19	13	16	16	16	16	16	13	16	28	17	23	19	20	19	
Segment density (pc/mi/lane)	23	23	23	23	22	15	18	18	18	18	18	15	18	32	19	26	21	23	22	
Tolled Express Lane	GP	GP	GP	GP	GP	GP	GP	GP	GP	GP	GP	GP	GP	GP	GP	GP	GP	GP	GP	
Space mean speed (mph)	56	56	56	56	58	60	59	58	58	58	59	60	59	51	55	54	57	55	56	
Travel time per vehicle (min)	0.41	3.05	0.41	0.15	0.15	0.82	0.29	0.68	0.58	0.63	0.29	0.57	0.29	0.11	0.41	0.37	0.24	0.49	0.24	
Volume (vph)	-	-	-	-	-	-	-	-	-	-	-	-	-	-	-	437	437	437	437	
Level of Service (LOS)																A	A	A	A	

4:30 PM	C	C	C	C	B	B	B	B	B	B	B	B	B	D	B	C	B	C	B
4:45 PM	C	C	C	C	B	B	B	C	C	C	B	B	B	D	B	C	C	C	C
5:00 PM	C	C	C	C	B	B	B	B	B	B	B	B	B	D	B	C	C	C	C
5:15 PM	C	C	C	C	B	B	B	C	C	C	B	B	B	D	C	D	C	C	C
5:30 PM	C	C	C	C	B	B	B	B	B	B	B	B	B	D	B	C	C	C	C
5:45 PM	C	C	C	C	C	B	B	C	C	C	B	B	B	D	B	D	C	C	C
6:00 PM	C	C	C	C	B	B	B	B	B	B	B	B	B	D	B	C	C	C	B
6:15 PM	C	C	C	C	B	B	B	B	B	B	B	B	B	C	B	C	B	B	B

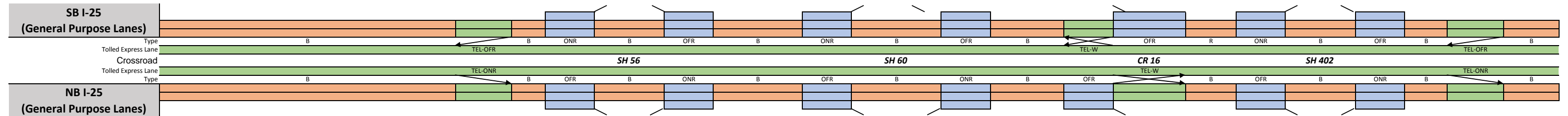


4:30 PM	C	C	C	C	B	B	B	C	C	C	C	D	C	E	C	D	C	C	C
4:45 PM	D	D	D	D	B	C	B	C	C	C	C	E	C	F	C	E	C	D	C
5:00 PM	D	D	D	D	B	C	C	D	D	D	C	E	D	F	C	E	D	E	C
5:15 PM	D	D	D	D	B	C	C	D	D	D	C	E	D	F	C	E	D	D	C
5:30 PM	D	D	D	D	B	C	C	D	D	D	C	E	D	F	C	E	D	D	C
5:45 PM	E	E	E	E	B	C	C	D	D	D	C	E	F	F	C	F	D	E	D
6:00 PM	E	E	E	E	B	C	C	D	D	D	C	F	F	F	C	E	D	D	C
6:15 PM	D	D	D	D	B	C	C	D	D	D	C	E	D	F	C	F	D	E	D

SEGMENT	53	54	55	56	57	58	59	60	61	62	63	64	65	66	67	68	69	70	71
Segment Length (ft)	2,000	15,000	2,000	1,635	1,500	2,325	1,500	3,850	3,000	3,040	1,500	3,185	1,500	500	2,000	2,245	1,500	3,035	1,500
Number of lanes	3	3	3	3	3	3	3	3	3	3	3	2	2	2	3	2	2	2	2
Free Flow Speed (mph)	70	70	70	70	70	70	70	70	70	70	70	70	70	70	70	70	70	70	70
Segment demand (vph)	4,293	4,293	4,293	4,293	4,293	3,113	3,891	3,891	3,891	3,891	3,891	3,225	3,632	3,632	3,632	3,158	3,158	2,842	2,949
On-Ramp demand (vph)							778							407					107
Off-Ramp demand (vph)					1,180						666				474		316		
Ramp-to-Ramp demand (vph)																			
Travel time per vehicle (min)	0.47	3.52	0.47	0.38	0.30	0.47	0.30	0.84	0.65	0.66	0.25	0.81	0.32	0.17	0.43	0.59	0.30	0.71	0.31
VMTD Veh-miles (Demand)	1,626	12,196	1,626	1,329	1,220	1,371	1,105	2,837	2,211	2,240	1,105	1,945	1,032	344	1,376	1,343	897	1,634	838
VMTV Veh-miles (Volume)	1,626	12,196	1,626	1,329	1,220	1,371	1,105	2,837	2,211	2,240	1,105	1,938	1,028	343	1,371	1,338	894	1,628	835
VHT travel (hrs)	33.55	251.60	33.55	27.42	21.17	24.17	19.18	54.44	42.42	42.99	16.03	43.28	19.23	10.54	25.99	30.99	15.95	33.54	15.12
VHD delay (hrs)	10.32	77.38	10.32	8.43	3.75	4.59	3.39	13.91	10.84	10.98	0.24	15.60	4.54	5.64	6.41	11.87	3.18	10.28	3.19
Space mean speed (mph)	48	48	48	48	58	57	58	52	52	52	69	45	53	33	53	43	56	49	55
Segment density (veh/mi/lane)	30	30	30	30	25	18	23	25	25	25	19	36	26	56	23	36	26	29	23
Segment density (pc/mi/lane)	34	34	34	34	29	21	26	29	29	29	22	41	29	64	26	42	30	34	27
Tolled Express Lane	GP	GP	GP	GP	GP	GP	GP	GP	GP	GP	GP	GP	GP	GP	GP	GP	GP	GP	GP
Space mean speed (mph)	48	48	48	48	58	57	58	52	52	52	69	45	53	33	53	70	70	70	70
Travel time per vehicle (min)	0.47	3.52	0.47	0.38	0.30	0.47	0.30	0.84	0.65	0.66	0.25	0.81	0.32	0.17	0.43	0.37	0.24	0.49	0.24
Volume (vph)	-	-	-	-	-	-	-	-	-	-	-	-	-	-	-	475	475	475	475
Level of Service (LOS)																A	A	A	A

SEGMENT	72	73	74	75	76	77	78	79	80	81	82	83	84	85	86	87	88	89	90	91	
Segment Length (ft)	18,155	2,000	425	1,500	3,020	1,500	4,340	1,500	3,245	1,500	5,790	3,075	750	895	1,165	2,870	750	705	2,000	2,640	
Number of lanes	2	3	2	2	2	2	2	2	2	2	2	3	2	2	2	2	2	2	3	2	
Free Flow Speed (mph)	70	70	70	70	70	70	70	70	70	70	70	70	70	70	70	70	70	70	70	70	
Segment demand (vph)	2,390	2,827	2,402	2,402	2,197	2,832	2,832	2,643	3,026	3,026	3,446	3,558	3,558	2,930	3,698	3,698	4,361	3,764			
On-Ramp demand (vph)		425		205				189				663			628				597		
Off-Ramp demand (vph)		437				635				383		420	775				768		663		
Ramp-to-Ramp demand (vph)		425										381							597		
Travel time per vehicle (min)	3.80	0.39	0.09	0.31	0.61	0.31	1.00	0.30	0.71	0.30	1.42	0.64	0.15	0.19	0.25	0.68	0.15	0.26	0.40	1.03	
VMTD Veh-miles (Demand)	8,218	1,071	193	682	1,257	805	2,328	805	1,624	860	3,318	2,007	505	603	785	1,593	525	494	1,652	1,882	
VMTV Veh-miles (Volume)	8,218	1,068	193	680	1,252	801	2,319	801	1,618	856	3,305	1,999	503	600	781	1,583	522	491	1,641	1,868	
VHT travel (hrs)	151.46	18.48	3.55	12.20	22.36	14.48	47.08	14.29	31.30	15.31	71.44	36.88	9.13	11.18	14.56	32.90	9.48	15.77	28.74	64.10	
VHD delay (hrs)	34.06	3.22	0.80	2.49	4.48	3.03	13.95	2.84	8.19	3.08	24.23	8.33	1.95	2.61	3.40	10.29	2.02	8.76	5.29	37.41	
Space mean speed (mph)	54	58	54	56	56	55	49	56	52	56	46	54	55	54	54	48	55	31	57	29	
Segment density (veh/mi/lane)	22	16	22	21	20	21	29	21	25	25	33	21	29	29	26	30	31	59	25	64	
Segment density (pc/mi/lane)	25	18	25	24	22	25	33	24	29	29	37	24	33	33	30	35	35	68	29	74	
Tolled Express Lane		TEL-OFR										TEL-W									
Space mean speed (mph)	70	58	70	70	70	70	70	70	70	70	70	54	70	70	70	70	69	66	57	70	
Travel time per vehicle (min)	2.95	0.39	0.07	0.24	0.49	0.24	0.70	0.24	0.53	0.24	0.94	0.64	0.12	0.15	0.19	0.47	0.12	0.12	0.40	0.43	
Volume (vph)	437	425	421	421	421	421	421	421	421	421	421	381	664	664	664	664	664	664	597	597	
Level of Service (LOS)	A	A	A	A	A	A	A	A	A	A	A	A	A	A	A	A	A	A	A	A	

4:30 PM	C	B	C	C	C	C	D	C	D	C	D	C	D	D	C	D	D	F	C	F
4:45 PM	C	B	C	C	C	C	D	C	D	C	D	C	D	D	D	D	D	F	C	F
5:00 PM	C	B	C	C	C	C	D	C	D	D	E	C	D	D	D	D	D	F	D	F
5:15 PM	D	B	D	C	C	C	D	C	D	D	E	C	D	D	D	E	E	F	D	F
5:30 PM	C	B	C	C	C	C	D	C	D	C	D	C	D	D	D	E	E	F	C	F
5:45 PM	C	B	C	C	C	C	D	C	D	D	E	C	D	D	D	D	E	F	D	F
6:00 PM	C	B	C	C	C	C	D	C	D	C	D	C	D	D	D	D	E	F	D	F
6:15 PM	C	B	C	C	B	C	D	C	C	C	D	C	D	D	C	D	D	F	D	F

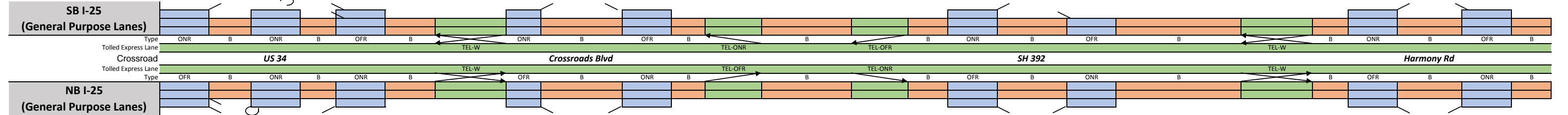


4:30 PM	D	B	D	C	C	C	D	C	D	C	D	C	B	D	C	C	C	D	B	D
4:45 PM	D	C	D	D	D	C	D	C	D	C	E	D	B	D	C	C	C	D	C	E
5:00 PM	D	C	E	D	D	C	E	D	D	C	E	D	B	D	C	C	C	D	C	E
5:15 PM	D	C	E	D	D	C	E	D	D	C	E	D	B	D	C	D	C	E	C	E
5:30 PM	D	C	E	D	D	C	E	D	D	C	E	D	B	D	C	C	C	D	C	E
5:45 PM	E	C	E	D	D	D	E	D	E	D	F	D	C	E	D	D	D	E	C	F
6:00 PM	E	C	E	D	D	C	E	D	D	C	E	D	B	D	C	C	C	E	C	E
6:15 PM	E	C	E	D	D	C	E	D	D	C	E	D	B	D	C	C	C	D	C	D

SEGMENT	72	73	74	75	76	77	78	79	80	81	82	83	84	85	86	87	88	89	90	91	
Segment Length (ft)	18,150	2,000	500	1,500	2,890	1,500	4,225	1,500	4,255	1,500	3,160	1,500	3,095	1,610	1,500	2,930	1,500	1,095	2,000	1,925	
Number of lanes	2	3	2	2	2	2	2	2	2	2	2	2	3	2	2	2	2	2	3	2	
Free Flow Speed (mph)	70	70	70	70	70	70	70	70	70	70	70	70	70	70	70	70	70	70	70	70	
Segment demand (vph)	2,949	3,426	3,005	3,005	2,716	3,084	3,084	3,084	2,882	3,185	3,185	3,185	3,267	2,870	2,870	2,472	3,035	3,035	3,429	3,095	
On-Ramp demand (vph)		477				368				303			423				563		394		
Off-Ramp demand (vph)		421		289				202				341	397		398				334		
Ramp-to-Ramp demand (vph)		421											365						334		
Travel time per vehicle (min)	4.36	0.40	0.12	0.30	0.65	0.31	1.07	0.30	1.00	0.31	0.83	0.30	0.54	0.38	0.31	0.62	0.31	0.27	0.40	0.49	
VMTD Veh-miles (Demand)	10,137	1,298	285	854	1,487	876	2,468	876	2,323	905	1,906	905	1,915	875	815	1,372	862	629	1,299	1,128	
VMTV Veh-miles (Volume)	10,137	1,298	285	854	1,487	876	2,468	876	2,323	905	1,906	905	1,915	875	815	1,372	862	629	1,299	1,128	
VHT travel (hrs)	214.44	23.05	6.14	15.21	29.34	15.99	54.79	15.56	48.01	16.51	44.21	16.16	29.46	18.04	14.59	25.68	15.64	13.75	23.09	25.24	
VHD delay (hrs)	69.63	4.51	2.08	3.02	8.11	3.47	19.54	3.04	14.83	3.58	16.98	3.23	2.10	5.54	2.94	6.09	3.32	4.75	4.54	9.12	
Space mean speed (mph)	47	56	46	56	51	55	45	56	48	55	43	56	65	49	56	53	55	46	56	45	
Segment density (veh/mi/lane)	31	20	32	26	27	25	34	26	30	24	37	27	17	30	24	23	24	33	20	35	
Segment density (pc/mi/lane)	36	23	37	30	31	28	39	30	34	28	42	31	19	34	27	27	27	38	23	40	
Tolled Express Lane		TEL-ONR										TEL-W									
Space mean speed (mph)	70	56	64	69	70	70	70	70	70	70	70	70	65	70	70	70	70	70	56	69	
Travel time per vehicle (min)	2.95	0.40	0.09	0.25	0.47	0.24	0.69	0.24	0.69	0.24	0.51	0.24	0.54	0.26	0.24	0.48	0.24	0.18	0.40	0.32	
Volume (vph)	475	421	421	421	421	421	421	421	421	421	421	421	365	396	396	396	396	396	334	334	
Level of Service (LOS)	A	A	A	A	A	A	A	A	A	A	A	A	A	A	A	A	A	A	A	A	

SEGMENT	92	93	94	95	96	97	98	99	100	101	102	103	104	105	106	107	108	109	110	111	112	113	114	115	116						
Segment Length (ft)	1,500	405	755	1,250	1,500	1,435	3,000	1,500	3,480	1,500	700	2,000	4,255	2,000	460	1,500	3,240	1,500	6,730	3,000	455	1,500	3,025	1,500	500						
Number of lanes	2	2	2	2	2	2	3	2	2	2	2	3	2	3	2	2	2	2	2	3	2	2	2	2	2						
Free Flow Speed (mph)	70	70	70	70	70	70	70	70	70	70	70	70	70	70	70	70	70	70	70	70	70	70	70	70	70						
Segment demand (vph)	3,764	3,106	3,106	2,726	3,633	3,633	4,230	3,388	2,574	3,508	3,508	4,337	3,396	4,338	3,482	3,482	2,830	3,633	3,633	4,486	3,832	3,832	2,449	3,096	3,096						
On-Ramp demand (vph)	658		380				842	814				941		856		652				654		1,383									
Off-Ramp demand (vph)					907		597			934		829		942				803		853				647							
Ramp-to-Ramp demand (vph)							542					829		856						640											
Travel time per vehicle (min)	0.33	0.16	0.16	0.28	0.31	0.51	0.73	0.32	0.75	0.31	0.22	0.42	1.25	0.42	0.13	0.31	0.72	0.31	2.13	0.59	0.17	0.32	0.63	0.31	0.12						
VMTD Veh-miles (Demand)	1,069	238	444	645	1,032	987	2,403	963	1,697	997	465	1,643	2,737	1,643	303	989	1,737	1,032	4,631	2,549	330	1,089	1,403	880	293						
VMTV Veh-miles (Volume)	1,061	236	441	641	1,025	980	2,389	963	1,697	997	465	1,643	2,737	1,631	301	980	1,718	1,021	4,581	2,520	326	1,074	1,403	880	293						
VHT travel (hrs)	20.30	8.07	8.08	12.61	18.71	30.54	51.34	17.91	32.35	18.22	12.92	30.26	70.52	29.91	7.61	18.08	33.81	18.56	127.37	43.70	10.68	20.44	25.74	15.90	6.31						
VHD delay (hrs)	5.13	4.70	1.78	3.45	4.07	16.54	17.22	4.16	8.11	3.98	6.28	6.79	31.42	6.60	3.32	4.08	9.27	3.97	61.93	7.71	6.03	24.47	5.70	3.33	2.12						
Space mean speed (mph)	52	29	55	51	55	32	47	54	52	55	36	54	39	55	39	54	51	55	36	58	31	53	55	55	46						
Segment density (veh/mi/lane)	28	53	27	27	24	56	30	26	25	28	49	26	44	26	44	25	28	33	50	26	62	27	22	24	33						
Segment density (pc/mi/lane)	32	60	31	31	28	65	34	30	28	32	56	30	50	30	50	29	31	37	57	29	71	30	25	27	38						
Tolled Express Lane																															
Space mean speed (mph)	70	70	70	70	70	68	TEL-W		47	70	70	TEL-ONR		54	70	TEL-OFR		55	70	70	70	TEL-W			70	58	70	70	70	69	64
Travel time per vehicle (min)	0.24	0.07	0.12	0.20	0.24	0.24	TEL-W		0.73	0.24	0.56	0.25	0.12	0.42	0.69	0.42	0.07	0.24	0.53	0.24	TEL-W			1.09	0.59	0.07	0.24	0.49	0.25	0.09	
Volume (vph)	597	597	597	597	597	597	TEL-W		542	829	829	829	829	829	942	856	854	854	854	854	854	TEL-W			854	640	650	650	650	650	
Level of Service (LOS)	A	A	A	A	A	A	TEL-W		B	B	B	B	B	B	B	B	B	B	B	B	B	TEL-W			B	A	A	A	A	A	

4:30 PM	D	D	C	D	C	F	C	D	C	D	F	C	E	C	F	C	D	E	F	C	C	C	C	D
4:45 PM	D	D	C	D	C	F	C	D	D	D	F	D	F	D	F	D	D	E	F	F	C	C	C	E
5:00 PM	D	E	C	D	C	F	C	D	D	D	F	D	F	D	F	D	D	E	F	F	C	C	C	E
5:15 PM	F	F	D	D	C	F	D	D	D	D	F	D	F	D	F	D	D	E	F	F	C	C	E	
5:30 PM	F	F	D	D	F	F	E	D	D	D	F	D	F	D	F	D	D	E	F	F	C	C	E	
5:45 PM	F	F	D	D	F	F	F	D	D	D	F	D	F	D	F	D	D	E	F	F	C	C	E	
6:00 PM	D	F	E	D	D	F	E	D	D	D	F	D	F	D	F	C	D	E	F	F	D	D	F	
6:15 PM	D	E	C	D	C	F	C	D	C	D	F	D	F	D	E	C	D	F	F	F	D	D	F	

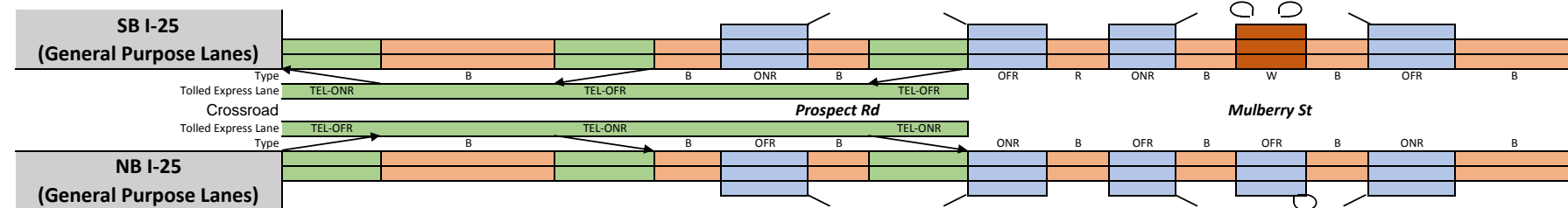


4:30 PM	B	C	B	C	C	E	C	D	C	C	E	C	E	C	E	D	D	C	E	E	D	C	C	D
4:45 PM	C	C	B	C	C	E	C	D	C	C	E	C	E	C	E	D	D	C	E	E	C	C	C	D
5:00 PM	C	C	B	D	D	F	C	D	D	C	F	C	F	C	F	D	D	C	E	E	C	C	E	
5:15 PM	C	C	B	D	D	F	C	D	D	C	F	C	F	C	F	D	D	C	E	E	D	C	D	
5:30 PM	C	C	B	D	C	E	C	D	C	C	E	C	E	C	E	D	D	C	E	E	D	C	E	
5:45 PM	C	C	C	D	D	F	C	D	D	D	F	D	F	D	F	D	E	D	F	F	D	C	E	
6:00 PM	C	C	B	D	D	F	C	D	D	D	F	D	F	D	F	D	E	D	F	F	D	C	E	
6:15 PM	B	C	B	C	C	E	C	D	C	C	E	C	E	C	E	D	C	D	E	E	B	C	D	

SEGMENT	92	93	94	95	96	97	98	99	100	101	102	103	104	105	106	107	108	109	110	111	112	113	114	115	116					
Segment Length (ft)	1,500	1,050	1,500	600	1,500	1,545	3,000	540	3,680	1,500	500	2,000	4,255	2,000	900	1,500	2,900	1,500	6,630	3,000	600	1,500	2,565	1,500	900					
Number of lanes	2	2	2	2	2	2	3	2	2	2	2	3	2	3	2	2	2	2	2	3	2	2	2	2	2					
Free Flow Speed (mph)	70	70	70	70	70	70	70	70	70	70	70	70	70	70	70	70	70	70	70	70	70	70	70	70	70					
Segment demand (vph)	3,095	2,217	2,607	2,607	3,390	3,390	3,723	3,351	2,591	3,427	3,427	3,797	3,362	3,797	3,406	3,406	2,695	3,170	3,170	3,557	3,252	3,252	2,047	2,979	2,979					
On-Ramp demand (vph)			390		783		333				836	370		435				475		387				932						
Off-Ramp demand (vph)	878						372	760				435		391		711				305		1,205								
Ramp-to-Ramp demand (vph)							227					370		391						297										
Travel time per vehicle (min)	0.31	0.21	0.30	0.13	0.31	0.46	0.63	0.11	0.80	0.31	0.15	0.41	1.25	0.41	0.27	0.31	0.65	0.31	1.75	0.52	0.17	0.31	0.51	0.31	0.22					
VMTD Veh-miles (Demand)	879	441	741	296	963	992	2,115	343	1,806	974	325	1,438	2,709	1,438	581	968	1,480	901	3,981	2,021	370	924	994	846	508					
VMTV Veh-miles (Volume)	879	441	741	296	963	992	2,115	343	1,806	974	325	1,438	2,709	1,438	581	968	1,480	901	3,981	2,021	370	924	994	846	508					
VHT travel (hrs)	16.04	7.91	13.19	5.71	17.77	25.83	39.08	6.22	34.69	17.88	8.74	25.90	69.83	25.83	15.41	17.53	29.14	16.33	92.45	31.10	8.97	17.07	17.53	15.24	10.94					
VHD delay (hrs)	3.48	1.61	2.61	1.48	4.01	11.66	8.86	1.33	8.89	3.97	4.11	5.35	31.13	5.28	7.12	3.71	7.99	3.47	35.59	2.23	3.69	3.87	3.32	3.15	3.68					
Space mean speed (mph)	55	56	56	52	54	38	54	55	52	54	37	56	39	56	38	55	51	55	43	65	41	54	57	56	46					
Segment density (veh/mi/lane)	20	20	17	25	25	44	23	27	25	24	46	23	43	22	45	28	27	23	37	18	39	26	18	22	32					
Segment density (pc/mi/lane)	23	23	20	29	29	51	26	31	29	27	53	26	50	26	52	32	31	27	42	21	45	30	21	25	37					
Tolled Express Lane																														
Space mean speed (mph)	70	70	70	70	70	70	TEL-W		54	63	70	70	TEL-ONR		56	70	TEL-OFR		56	67	70	TEL-W			70	65	68	70	70	70
Travel time per vehicle (min)	0.24	0.17	0.24	0.10	0.24	0.25	TEL-W		0.63	0.10	0.60	0.24	0.08	0.41	0.69	0.41	0.15	0.24	0.47	0.24	TEL-W			1.08	0.52	0.10	0.24	0.42	0.24	0.15
Volume (vph)	334	334	334	334	334	334	TEL-W		227	371	371	371	370	435	391	391	391	391	391	391	TEL-W			391	297	305	305	305	305	
Level of Service (LOS)	A	A	A	A	A	A	TEL-W		A	A	A	A	A	A	A	A	A	A	A	A	TEL-W			A	A	A	A	A		

SEGMENT	117	118	119	120	121	122	123	124	125	126	127	128	129	130	131	
Segment Length (ft)	2,000	4,840	2,000	500	1,500	535	2,000	775	715	1,160	700	420	750	1,500	2,700	276,955
Number of lanes	3	2	3	2	2	2	3	2	2	2	2	3	2	2	2	
Free Flow Speed (mph)	70	70	70	70	70	70	70	70	70	70	70	70	70	70	70	
Segment demand (vph)	3,746	3,072	3,745	3,321	3,321	2,264	2,682	2,840	2,840	2,840	2,295	2,373	1,623	1,815	1,815	
On-Ramp demand (vph)	674		424		1,057					545		750				
Off-Ramp demand (vph)	650		673				418	158				78		192		
Ramp-to-Ramp demand (vph)	650		424									1				
Travel time per vehicle (min)	0.41	1.17	0.42	0.13	0.32	0.11	0.41	0.16	0.14	0.23	0.14	0.09	0.14	0.30	0.53	61.64
VMTD Veh-miles (Demand)	1,419	2,816	1,419	314	943	229	1,016	417	385	624	304	189	231	516	928	180,945
VMTV Veh-miles (Volume)	1,419	2,816	1,419	314	943	229	1,016	417	385	624	304	189	231	516	928	180,639
VHT travel (hrs)	25.29	60.10	26.16	7.44	17.48	4.09	18.39	7.39	6.82	11.04	5.35	3.66	3.89	9.15	15.90	3,574.22
VHD delay (hrs)	5.02	19.87	5.90	2.95	4.00	0.81	3.88	1.44	1.33	2.13	1.01	0.96	0.59	1.79	2.64	932.65
Space mean speed (mph)	56	47	54	42	54	56	55	56	56	56	57	52	59	56	58	51
Segment density (veh/mi/lane)	22	33	23	39	26	20	16	22	21	20	20	15	14	15	16	25
Segment density (pc/mi/lane)	25	37	26	45	30	23	18	24	24	23	22	16	16	17	18	29
Tolled Express Lane	TEL-ONR		TEL-OFR				TEL-OFR		GP	GP	GP	GP	GP	GP	GP	TEL
Space mean speed (mph)	56	70	54	70	69	64	55	56	56	56	57	52	59	56	58	64
Travel time per vehicle (min)	0.41	0.79	0.42	0.08	0.25	0.10	0.41	0.16	0.14	0.23	0.14	0.09	0.14	0.30	0.53	50.37
Volume (vph)	650	673	424	418	418	418	-	-	-	-	-	-	-	-	-	11.27
Level of Service (LOS)	B	A	A	A	A	A										

4:30 PM	C	D	C	D	C	B	B	B	B	B	B	B	B	B	B	B
4:45 PM	C	E	C	E	D	C	B	C	C	C	C	B	B	B	B	B
5:00 PM	C	D	C	E	D	C	B	C	C	C	C	B	B	B	B	B
5:15 PM	C	E	C	F	D	C	B	C	C	C	C	B	B	B	B	C
5:30 PM	C	E	C	E	D	C	B	C	C	C	C	B	B	B	B	B
5:45 PM	C	E	C	F	D	C	B	C	C	C	C	B	B	B	B	B
6:00 PM	C	F	D	F	D	C	B	C	C	C	C	B	B	B	B	C
6:15 PM	D	F	D	F	D	C	B	C	C	C	C	B	B	B	B	C

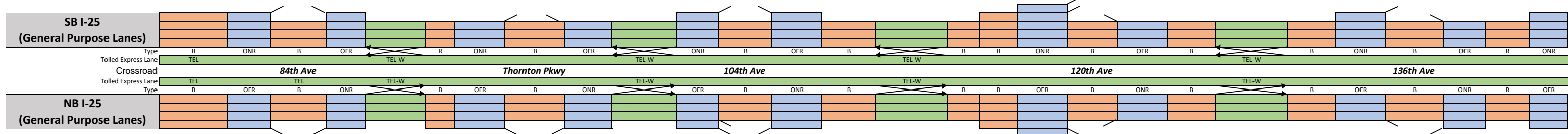


4:30 PM	B	D	B	D	B	B	B	B	D	C	C	B	B	B	B	C
4:45 PM	C	D	C	E	B	C	B	C	D	D	C	B	B	B	B	C
5:00 PM	C	D	C	E	B	C	B	C	D	C	C	B	B	B	B	C
5:15 PM	C	D	C	D	B	C	B	C	D	C	C	B	B	B	B	C
5:30 PM	C	D	C	E	B	C	B	C	D	C	C	B	B	B	B	B
5:45 PM	C	E	C	F	C	C	B	C	E	D	D	C	C	B	B	C
6:00 PM	C	E	C	F	B	C	B	C	E	D	D	C	C	B	B	C
6:15 PM	B	D	C	D	B	B	B	C	D	C	C	B	B	B	B	C

SEGMENT	117	118	119	120	121	122	123	124	125	126	127	128	129	130	131	
Segment Length (ft)	2,000	4,840	2,000	740	1,500	525	2,000	1,165	570	750	510	840	550	1,500	2,700	277,130
Number of lanes	3	2	3	2	2	2	3	2	2	2	2	2	2	2	2	
Free Flow Speed (mph)	70	70	70	70	70	70	70	70	70	70	70	70	70	70	70	
Segment demand (vph)	3,290	2,938	3,290	3,068	3,068	2,124	2,339	2,948	2,948	2,948	2,294	2,294	1,785	1,995	1,995	
On-Ramp demand (vph)	311		352				215	609							210	
Off-Ramp demand (vph)	352		222		944					654		509				
Ramp-to-Ramp demand (vph)	311		222													
Travel time per vehicle (min)	0.40	1.17	0.41	0.19	0.31	0.11	0.40	0.23	0.14	0.15	0.10	0.19	0.11	0.29	0.53	64.31
VMTD Veh-miles (Demand)	1,246	2,693	1,246	430	872	211	886	650	318	419	222	365	186	567	1,020	200,553
VMTV Veh-miles (Volume)	1,246	2,693	1,246	430	872	211	886	650	318	419	222	365	186	567	1,020	199,213
VHT travel (hrs)	22.01	57.21	22.32	9.60	15.94	3.75	15.53	11.54	6.64	7.57	4.00	7.20	3.16	9.80	17.70	4,108.33
VHD delay (hrs)	4.20	18.74	4.52	3.46	3.49	0.74	2.87	2.25	2.09	1.59	0.83	1.98	0.51	1.70	3.13	1,178.89
Space mean speed (mph)	57	47	56	45	55	56	57	56	48	55	55	51	59	58	58	48
Segment density (veh/mi/lane)	19	31	19	34	15	19	14	20	31	25	21	17	15	13	17	29
Segment density (pc/mi/lane)	22	36	22	39	17	22	15	23	35	28	23	19	17	15	20	33
Tolled Express Lane	TEL-OFR		TEL-ONR				TEL-ONR		GP	GP	GP	GP	GP	GP	GP	TEL
Space mean speed (mph)	57	70	56	66	70	70	57	56	48	55	55	51	59	58	58	62
Travel time per vehicle (min)	0.40	0.79	0.41	0.13	0.24	0.09	0.40	0.23	0.14	0.15	0.10	0.19	0.11	0.29	0.53	52.76
Volume (vph)	311	352	222	222	222	222	-	-	-	-	-	-	-	-	-	11.55
Level of Service (LOS)	A	A	A	A	A	A										

SEGMENT	1	2	3	4	5	6	7	8	9	10	11	12	13	14	15	16	17	18	19	20	21	22	23	24	25	26	27	28	
Segment Length (ft)	2,700	1,500	1,865	1,100	2,530	715	750	1,835	750	2,900	1,045	1,735	1,010	2,190	3,100	95	800	1,500	1,575	1,500	1,400	3,000	1,315	1,500	2,095	750	1,390	750	
Number of lanes	4	4	3	3	4	3	3	3	3	4	3	3	3	3	4	3	4	3	3	3	3	4	3	3	3	3	3	3	
Free Flow Speed (mph)	60	60	60	60	60	60	60	60	60	60	60	60	60	60	60	60	60	60	65	65	65	65	65	65	65	65	65	65	
Segment demand (vph)	5,475	5,475	4,185	4,988	6,465	5,016	5,016	4,142	4,947	6,409	5,048	3,851	4,742	4,742	6,097	4,977	4,977	4,977	3,574	4,652	4,652	5,773	4,815	4,815	3,728	4,386	4,386	4,386	
On-Ramp demand (vph)		1,290			1,449		874			1,361	1,197				1,120			1,403				958		1,087				1,016	
Off-Ramp demand (vph)				803	1,477				805	1,462			891		1,355					1,078		1,121				658			
Ramp-to-Ramp demand (vph)					1,122					1,223					990							844							
Travel time per vehicle (min)	0.72	0.29	0.51	0.24	0.72	0.17	0.18	0.50	0.17	0.78	0.24	0.45	0.22	0.69	0.84	0.03	0.20	0.34	0.37	0.31	0.41	0.72	0.41	0.33	0.50	0.16	0.30	0.16	
VMTD Veh-miles (Demand)	2,800	1,555	1,478	1,039	3,098	679	713	1,440	703	3,520	999	1,265	907	1,967	3,580	90	754	1,414	1,066	1,322	1,233	3,280	1,199	1,368	1,479	623	1,155	623	
VMTV Veh-miles (Volume)	2,798	1,554	1,477	1,038	3,095	678	712	1,438	702	3,516	997	1,265	907	1,967	3,580	90	754	1,414	1,066	1,322	1,233	3,280	1,199	1,368	1,479	623	1,155	623	
VHT travel (hrs)	65.98	26.44	35.73	20.25	77.49	14.00	14.69	34.60	13.68	83.15	20.58	29.00	17.68	54.68	85.63	2.70	16.78	28.43	21.94	24.26	32.10	69.20	33.13	26.14	31.11	11.44	21.82	11.77	
VHD delay (hrs)	19.35	0.54	11.11	2.95	25.90	2.70	2.83	10.64	1.99	24.56	4.99	7.91	2.56	21.90	25.97	1.20	4.21	4.87	5.54	3.93	13.13	18.74	14.68	5.10	8.36	1.85	4.06	2.19	
Space mean speed (mph)	42	59	41	51	40	48	48	42	51	42	48	44	51	36	42	33	45	50	49	54	38	47	36	52	48	54	53	53	
Segment density (veh/mi/lane)	32	23	34	32	39	34	34	33	32	37	35	29	31	44	36	50	28	33	25	28	40	30	44	31	26	27	28	28	
Segment density (pc/mi/lane)	38	27	40	38	46	41	41	39	38	43	41	35	36	52	42	59	33	39	29	34	48	35	52	36	31	32	33	33	
Tolled Express Lane	TEL				TEL-W					TEL-W					TEL-W						TEL-W								
Space mean speed (mph)	42	60	60	57	40	60	60	60	55	42	60	60	60	59	42	60	60	60	65	65	63	47	65	65	65	65	65	65	65
Travel time per vehicle (min)	0.72	0.28	0.35	0.22	0.72	0.14	0.14	0.35	0.16	0.78	0.20	0.33	0.19	0.42	0.84	0.02	0.15	0.28	0.28	0.26	0.25	0.72	0.23	0.26	0.37	0.13	0.24	0.13	
Volume (vph)	1,478	1,478	1,478	1,478	1,122	1,462	1,462	1,462	1,462	1,223	1,356	1,356	1,356	1,356	990	1,120	1,120	1,120	1,120	1,120	1,120	844	960	960	960	960	960	960	960
Level of Service (LOS)	D	C	C	D	D	C	C	C	D	D	C	C	C	C	C	C	C	C	B	B	B	B	B	B	B	B	B	B	B

4:30 PM	E	D	E	C	F	D	D	E	D	F	D	D	C	F	E	F	D	C	D	D	E	D	F	C	D	E	E	C
4:45 PM	E	D	E	C	F	D	D	E	D	F	D	D	C	F	F	F	D	C	D	D	F	E	F	D	D	E	E	C
5:00 PM	E	D	E	C	F	D	D	E	D	F	D	D	C	F	F	F	D	C	D	D	F	E	F	D	D	E	E	C
5:15 PM	D	C	E	C	F	D	D	E	D	E	D	D	C	F	E	F	D	C	D	D	E	D	F	C	D	E	E	C
5:30 PM	E	D	E	C	F	D	D	E	D	E	D	D	C	F	E	F	D	C	D	D	E	D	F	C	D	E	E	C
5:45 PM	E	D	E	C	F	D	D	E	D	F	F	E	C	F	E	F	D	C	D	D	F	E	F	D	D	E	E	D
6:00 PM	E	D	E	F	F	F	F	E	E	F	F	E	D	F	F	E	F	D	D	D	F	E	F	D	D	E	E	D
6:15 PM	E	D	E	D	F	D	D	E	D	E	D	D	D	F	E	F	D	C	D	D	F	E	F	D	D	E	E	D

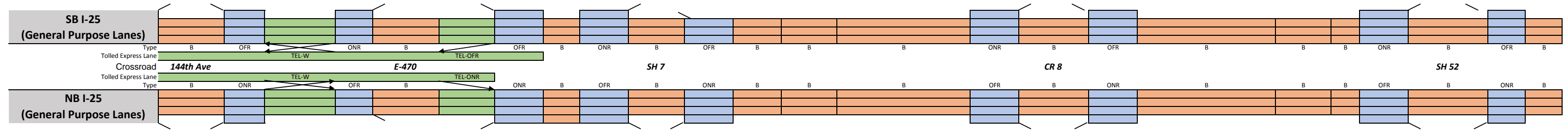


4:30 PM	E	E	F	F	F	F	F	E	F	F	F	E	F	F	D	F	D	F	E	D	F	E	F	F	E	D	D	D
4:45 PM	E	F	F	F	F	F	F	E	F	F	F	E	F	F	D	F	D	F	E	D	F	E	F	F	E	D	D	D
5:00 PM	F	F	F	F	F	F	F	F	F	F	F	E	F	F	E	F	D	F	E	F	F	D	F	F	E	D	D	D
5:15 PM	F	F	F	F	E	F	F	F	F	F	F	E	F	F	E	F	D	F	E	F	F	E	F	F	E	D	D	D
5:30 PM	F	F	F	F	F	F	F	F	F	F	F	E	F	F	D	F	D	F	E	F	F	E	F	F	E	F	F	F
5:45 PM	F	F	F	F	F	F	F	F	F	F	F	E	F	F	E	F	D	F	E	F	F	D	F	F	E	F	F	F
6:00 PM	F	F	F	F	F	F	F	F	F	F	F	E	F	F	E	F	D	F	E	F	F	E	F	F	E	F	F	F
6:15 PM	F	F	F	F	F	F	F	F	F	F	F	E	F	F	E	F	D	F	E	F	F	E	F	F	E	F	F	F

SEGMENT	1	2	3	4	5	6	7	8	9	10	11	12	13	14	15	16	17	18	19	20	21	22	23	24	25	26	27	28
Segment Length (ft)	2,700	1,100	1,875	750	2,200	170	1,500	2,180	1,350	2,450	995	1,700	1,500	1,765	3,000	310	715	1,500	1,525	1,500	1,400	3,000	1,380	1,500	2,040	1,015	1,070	745
Number of lanes	4	4	3	3	4	4	3	3	3	4	3	3	3	3	4	3	4	3	3	3	3	4	3	3	3	3	3	3
Free Flow Speed (mph)	60	60	60	60	60	60	60	60	60	60	60	60	60	60	60	60	60	60	65	65	65	65	65	65	65	65	65	65
Segment demand (vph)	6,214	6,214	5,065	5,723	7,144	5,911	5,911	5,041	5,963	7,202	6,164	5,141	5,797	5,797	6,834	5,929	5,929	5,929	5,016	5,756	5,756	6,677	5,973	5,973	4,797	5,506	5,506	5,506
On-Ramp demand (vph)				658	1,421					922	1,239		656		1,037						740		921			709		
Off-Ramp demand (vph)		1,149			1,233		870			1,038	1,023				905			913				704		1,176				1,181
Ramp-to-Ramp demand (vph)					1,187					988					863							634						
Travel time per vehicle (min)	1.52	0.65	0.89	0.21	0.66	0.12	0.44	1.06	0.35	0.85	0.22	0.47	0.35	0.57	0.69	0.11	0.18	0.33	0.40	0.33	0.46	0.73	0.51	0.31	0.52	0.22	0.24	0.16
VMTD Veh-miles (Demand)	3,178	1,295	1,799	813	2,977	190	1,679	2,081	1,525	3,342	1,162	1,655	1,647	1,938	3,883	348	803	1,684	1,449	1,635	1,526	3,794	1,561	1,697	1,853	1,058	1,116	777
VMTV Veh-miles (Volume)	2,983	1,214	1,684	767	2,676	171	1,509	1,858	1,380	2,928	1,017	1,452	1,467	1,726	3,525	315	727	1,525	1,306	1,495	1,395	3,509	1,442	1,567	1,707	986	1,039	724
VHT travel (hrs)	147.98	62.81	70.59	18.54	70.55	10.25	38.91	79.82	31.90	89.13	19.91	34.96	30.20	48.95	70.90	9.59	16.23	29.85	29.86	29.05	40.18	74.94	47.07	28.93	38.24	19.23	20.27	13.38
VHD delay (hrs)	98.26	42.58	42.52	5.76	251.62	7.39	13.76	48.86	25.15	222.25	2.97	10.77	5.74	20.18	12.16	4.34	4.11	4.43	9.77	6.05	18.71	20.96	24.89	4.82	11.98	4.06	4.28	2.25
Space mean speed (mph)	20	19	24	41	38	17	39	23	43	33	51	42	49	35	50	33	45	51	44	51	35	47	31	54	45	51	51	54
Segment density (veh/mi/lane)	72	75	66	44	42	80	45	64	42	48	35	36	35	49	32	54	30	35	34	34	51	33	60	34	34	33	33	3

SEGMENT	29	30	31	32	33	34	35	36	37	38	39	40	41	42	43	44	45	46	47	48	49	50	51	52		
Segment Length (ft)	2,720	1,280	3,000	1,280	3,650	2,000	750	685	750	2,535	1,500	520	2,000		7,390	1,500	2,750	1,500		7,610	2,000	295	1,500	3,030	1,500	400
Number of lanes	3	3	4	3	3	4	3	3	3	3	3	3	3		3	3	3	3		3	3	3	3	3	3	3
Free Flow Speed (mph)	65	65	65	65	70	70	70	70	70	70	70	70	70		70	70	70	70		70	70	70	70	70	70	70
Segment demand (vph)	3,370	3,928	4,888	4,001	3,764	4,654	5,238	5,238	5,238	3,931	4,807	4,807	4,807		4,807	4,807	4,255	4,559		4,559	4,563	4,563	4,563	3,583	3,874	3,874
On-Ramp demand (vph)			887	237					1,307							552							980			
Off-Ramp demand (vph)		558	960			890	584				876						304							291		
Ramp-to-Ramp demand (vph)			833																							
Travel time per vehicle (min)	0.62	0.26	0.57	0.27	0.82	0.45	0.15	0.22	0.16	0.56	0.29	0.14	0.53		1.97	0.30	0.64	0.29		1.90	0.47	0.07	0.30	0.62	0.29	0.08
VMTD Veh-miles (Demand)	1,736	952	2,777	970	2,602	1,763	744	680	744	1,887	1,366	473	1,821		6,728	1,366	2,216	1,295		6,571	1,728	255	1,296	2,056	1,101	293
VMTV Veh-miles (Volume)	1,736	952	2,777	970	2,602	1,763	744	680	744	1,887	1,366	473	1,821		6,728	1,366	2,216	1,295		6,571	1,728	255	1,296	2,056	1,101	293
VHT travel (hrs)	34.75	17.18	46.29	18.13	51.27	34.90	12.73	18.77	13.88	36.40	23.50	11.10	42.69		157.75	24.15	45.50	21.89		144.41	35.82	5.28	22.58	37.04	18.52	5.46
VHD delay (hrs)	8.04	2.53	3.56	3.21	14.10	9.71	2.10	9.07	3.25	9.44	3.99	4.34	16.68		61.64	4.64	13.84	3.38		50.54	11.13	1.64	4.06	7.66	2.80	1.26
Space mean speed (mph)	50	55	60	54	51	51	58	36	54	52	58	43	43		43	57	49	59		46	48	48	57	56	59	54
Segment density (veh/mi/lane)	22	24	20	25	25	22	30	48	33	25	28	38	38		38	28	29	26		33	32	32	26	22	22	24
Segment density (pc/mi/lane)	27	28	23	29	29	26	34	55	37	29	32	43	43		43	33	33	30		38	35	35	30	24	24	27
Tolled Express Lane	TEL-W		TEL-OFR		GP		GP		GP		GP		GP		GP		GP		GP		GP		GP		GP	
Space mean speed (mph)	65	64	60	66	70	51	60	36	54	52	58	43	43		43	57	49	59		46	48	48	57	56	59	54
Travel time per vehicle (min)	0.48	0.23	0.57	0.22	0.59	0.45	0.14	0.22	0.16	0.56	0.29	0.14	0.53		1.97	0.30	0.64	0.29		1.90	0.47	0.07	0.30	0.62	0.29	0.08
Volume (vph)	960	960	833	889	889	-	-	-	-	-	-	-	-		-	-	-	-		-	-	-	-	-	-	-
Level of Service (LOS)	B	B	B	B	B																					

4:30 PM	C	C	C	C	C	C	D	F	D	C	C	E	E	E	C	D	C	D	D	B	C	B	C		
4:45 PM	C	C	C	C	D	C	D	F	D	C	C	E	E	E	C	D	C	D	D	D	B	C	B	C	
5:00 PM	D	C	C	C	D	C	D	F	D	D	C	E	E	E	C	D	C	D	D	D	B	C	B	C	
5:15 PM	C	C	C	C	D	C	D	F	D	D	D	F	F	F	C	E	C	E	E	E	C	C	C	D	
5:30 PM	D	C	C	C	D	C	D	F	D	D	C	E	E	E	C	D	C	E	E	D	D	C	C	D	
5:45 PM	D	C	C	C	D	C	D	F	D	D	C	E	E	E	C	E	C	E	E	E	E	C	C	D	
6:00 PM	D	C	C	C	D	C	D	F	D	D	C	F	F	F	C	E	C	E	E	E	E	C	C	D	
6:15 PM	D	C	C	C	D	C	D	F	D	D	C	F	F	F	C	D	C	E	E	D	D	C	C	B	C

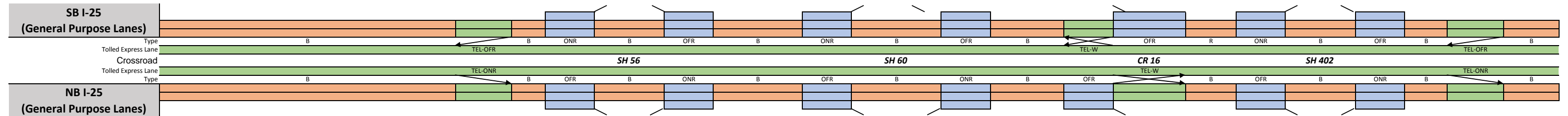


4:30 PM	D	C	D	D	D	C	C	D	C	D	D	F	F	F	F	D	E	C	F	F	F	D	D	B	E
4:45 PM	D	C	D	D	D	C	C	D	C	D	D	F	F	F	F	F	E	C	F	F	F	F	E	C	F
5:00 PM	D	C	D	D	E	C	D	D	C	E	F	F	F	F	F	F	C	F	F	F	F	D	E	C	F
5:15 PM	D	C	D	D	D	F	D	F	E	F	F	F	F	F	F	E	F	F	F	F	F	F	E	C	F
5:30 PM	D	C	D	D	D	B	F	D	F	E	F	F	F	F	F	E	F	F	F	F	F	F	E	C	F
5:45 PM	D	C	D	D	E	C	F	D	F	C	F	F	F	F	F	E	F	F	F	F	F	F	E	C	F
6:00 PM	D	C	D	D	E	C	F	D	F	D	D	F	F	F	F	E	F	F	F	F	F	F	E	C	F
6:15 PM	D	C	D	D	E	C	F	D	F	D	D	F	F	F	F	E	F	F	F	F	F	F	E	C	F

SEGMENT	29	30	31	32	33	34	35	36	37	38	39	40	41	42	43	44	45	46	47	48	49	50	51	52		
Segment Length (ft)	2,714	935	2,976	750	2,725	2,000	1,500	645	1,500	2,005	1,500	1,470	2,000		7,240	1,500	2,955	1,500		7,555	2,000	155	1,500	3,580	750	735
Number of lanes	3	3	4	3	3	4	3	4	3	3	3	3	3		3	3	3	3		3	3	3	3	3	3	
Free Flow Speed (mph)	65	65	65	65	70	70	70	70	70	70	70	70	70		70	70	70	70		70	70	70	70	70	70	
Segment demand (vph)	4,325	4,911	5,619	5,164	4,696	5,163	5,805	5,805	5,805	4,826	6,195	6,195	6,195		6,195	6,195	5,399	5,892		5,892	5,892	5,892	5,892	4,868	5,307	5,307
On-Ramp demand (vph)		586	708			467	642				1,369						493							439		
Off-Ramp demand (vph)			455	468					979						796											
Ramp-to-Ramp demand (vph)			423																							
Travel time per vehicle (min)	0.64	0.20	0.70	0.15	0.66	0.37	0.31	0.14	0.30	0.44	0.32	0.56	0.76		2.75	0.29	0.79	0.31		3.00	0.79	0.06	0.30	0.91	0.15	0.21
VMTD Veh-miles (Demand)	2,223	870	3,167	734	2,424	1,956	1,649	709	1,649	1,833	1,760	1,725	2,347		8,495	1,760	3,022	1,674		8,431	2,232	173	1,674	3,301	754	739
VMTV Veh-miles (Volume)	2,070	817	2,999	693	2,291	1,852	1,572	676	1,572	1,743	1,611	1,572	2,147		7,774	1,611	2,765	1,544		8,055	2,132	165	1,599	3,150	722	708
VHT travel (hrs)	43.28	15.44	62.13	12.54	48.48	29.89	28.81	13.31	27.23	33.78	30.05	52.85	71.90		260.28	27.76	65.06	27.97		281.02	74.39	5.77	27.77	70.10	12.79	18.21
VHD delay (hrs)	11.44	2.87	15.99	1.88	15.76	3.42	6.35	3.66	4.78	8.89	163.08	30.30	41.22		149.23	4.75	25.56	5.92		165.94	43.93	3.40	4.92	25.10	2.47	8.10
Space mean speed (mph)	48	53	48	55	47	62	55	51	58	52	54	30	30		30	58	42	55		29	29	29	58	45	56	39
Segment density (veh/mi/lane)	28	29	29	29	31	20	34	27	32	30	35	63	63		63	33	39	33		65	65	65	33	34	30	44
Segment density (pc/mi/lane)	32	33	33	34	36	23	39	31	36	34	40	72	72		72	37	44	37		75	75	75	37	40	35	50
Tolled Express Lane	TEL-W		TEL-ONR		GP		GP		GP		GP		GP		GP		GP		GP		GP		GP		GP	
Space mean speed (mph)	65	65	48	60	70	62	55	51	58	52	54	30	30		30	58	42	55		29	29	29	58	45	56	39
Travel time per vehicle (min)	0.47	0.16	0.70	0.14	0.44	0.37	0.31	0.14	0.30	0.44	0.32	0.56	0.76		2.75	0.29	0.79	0.31		3.00	0.79	0.06	0.30	0.91	0.15	0.21
Volume (vph)	703	703	423	457	457	-	-	-	-	-	-	-	-		-	-	-	-		-	-	-	-	-	-	-
Level of Service (LOS)	A	A	A	A	A																					

SEGMENT	72	73	74	75	76	77	78	79	80	81	82	83	84	85	86	87	88	89	90	91	
Segment Length (ft)	18,155	2,000	425	1,500	3,020	1,500	4,340	1,500	3,245	1,500	5,790	3,075	750	895	1,165	2,870	750	705	2,000	2,640	
Number of lanes	2	3	2	2	2	2	2	2	2	2	2	3	2	2	2	2	2	2	3	2	
Free Flow Speed (mph)	70	70	70	70	70	70	70	70	70	70	70	70	70	70	70	70	70	70	70	70	
Segment demand (vph)	2,493	3,257	2,536	2,536	2,144	2,891	2,891	2,891	2,579	3,151	3,151	3,868	3,711	3,711	3,711	3,002	3,811	3,811	4,996	3,940	
On-Ramp demand (vph)		721		392				312				1,181			709				1,056		
Off-Ramp demand (vph)		764				747				572		717	1,024				809		1,185		
Ramp-to-Ramp demand (vph)		721										627							1,056		
Travel time per vehicle (min)	3.89	0.40	0.09	0.31	0.61	0.31	1.00	0.30	0.70	0.31	1.46	0.68	0.16	0.19	0.25	0.67	0.15	0.26	0.43	1.05	
VMTD Veh-miles (Demand)	8,572	1,234	204	720	1,226	821	2,376	821	1,585	895	3,455	2,253	527	629	819	1,632	541	509	1,892	1,970	
VMTV Veh-miles (Volume)	8,572	1,217	201	708	1,201	804	2,327	804	1,548	874	3,375	2,202	511	609	793	1,569	521	489	1,822	1,878	
VHT travel (hrs)	161.43	21.42	3.77	12.74	21.22	14.58	47.39	14.35	29.24	15.75	74.93	42.95	9.36	11.44	14.89	32.45	9.46	15.66	34.38	65.69	
VHD delay (hrs)	38.97	4.04	0.90	2.63	4.07	3.09	14.15	2.86	7.12	3.26	26.72	11.49	2.06	2.73	3.55	10.03	2.02	8.67	8.34	38.87	
Space mean speed (mph)	53	57	53	56	57	55	49	56	53	56	45	51	55	53	53	48	55	31	53	29	
Segment density (veh/mi/lane)	23	19	23	22	19	22	29	21	24	25	34	25	30	30	26	30	31	59	31	66	
Segment density (pc/mi/lane)	27	21	27	25	21	25	33	24	27	29	39	28	34	35	30	34	35	67	35	76	
Tolled Express Lane		TEL-OFR										TEL-W					TEL-OFR				
Space mean speed (mph)	70	57	70	70	70	70	70	70	70	70	70	51	70	70	70	70	68	65	53	70	
Travel time per vehicle (min)	2.95	0.40	0.07	0.24	0.49	0.24	0.70	0.24	0.53	0.24	0.94	0.68	0.12	0.15	0.19	0.47	0.12	0.12	0.43	0.43	
Volume (vph)	764	721	718	718	718	718	718	718	718	718	718	627	1,182	1,182	1,182	1,182	1,182	1,182	1,056	1,052	
Level of Service (LOS)	A	B	A	A	A	A	A	A	A	A	A	B	B	B	B	B	B	C	C	B	

4:30 PM	C	B	C	C	C	C	D	C	C	C	D	C	D	D	C	D	D	F	D	F
4:45 PM	C	C	C	C	C	C	D	C	C	C	D	C	D	D	C	D	D	F	D	F
5:00 PM	C	C	C	C	C	C	D	C	D	D	E	D	D	D	D	D	D	F	D	F
5:15 PM	D	C	D	C	C	C	D	C	D	D	E	D	D	D	D	D	D	F	E	F
5:30 PM	D	C	D	C	C	C	D	C	D	D	E	C	F	F	F	E	F	F	E	F
5:45 PM	D	C	D	C	C	C	E	C	D	D	F	D	F	F	F	E	F	F	E	F
6:00 PM	C	B	C	C	C	C	D	C	D	D	E	C	D	D	D	D	F	F	D	F
6:15 PM	C	B	C	C	B	C	D	C	C	D	E	C	D	D	D	D	E	F	D	F

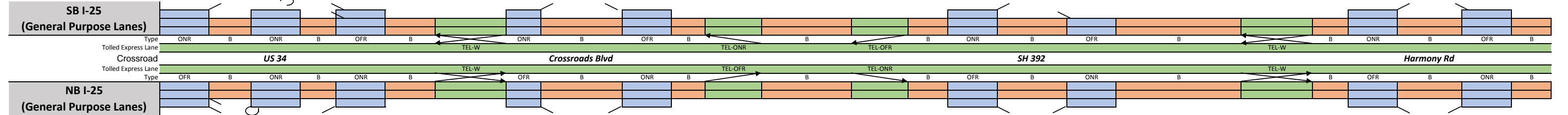


4:30 PM	D	C	D	C	C	C	D	C	D	C	E	D	B	D	C	C	C	D	C	D
4:45 PM	E	C	E	D	D	D	F	D	E	D	F	D	C	E	D	D	D	F	C	F
5:00 PM	E	C	E	D	D	D	E	D	E	D	F	D	B	D	C	C	C	E	C	E
5:15 PM	E	C	E	D	D	D	F	D	E	D	F	D	C	E	D	D	D	F	C	F
5:30 PM	E	C	E	D	D	D	F	D	E	D	F	D	C	E	D	D	D	E	C	F
5:45 PM	F	C	F	D	E	D	F	E	F	D	F	E	C	E	D	D	D	F	D	F
6:00 PM	E	C	E	D	D	D	E	D	D	C	E	D	B	D	C	C	C	E	C	D
6:15 PM	E	C	E	D	D	D	E	D	D	D	E	D	B	D	C	C	C	D	C	D

SEGMENT	72	73	74	75	76	77	78	79	80	81	82	83	84	85	86	87	88	89	90	91	
Segment Length (ft)	18,150	2,000	500	1,500	2,890	1,500	4,225	1,500	4,255	1,500	3,160	1,500	3,095	1,610	1,500	2,930	1,500	1,095	2,000	1,925	
Number of lanes	2	3	2	2	2	2	2	2	2	2	2	2	3	2	2	2	2	2	3	2	
Free Flow Speed (mph)	70	70	70	70	70	70	70	70	70	70	70	70	70	70	70	70	70	70	70	70	
Segment demand (vph)	3,142	3,825	3,232	3,232	2,844	3,412	3,412	3,412	3,107	3,487	3,487	3,487	3,568	2,988	2,988	2,511	3,271	3,271	3,848	3,352	
On-Ramp demand (vph)		683				568				380			594			760			577		
Off-Ramp demand (vph)		593		388				305				513	580		477				496		
Ramp-to-Ramp demand (vph)		593											526						496		
Travel time per vehicle (min)	4.72	0.41	0.14	0.30	0.67	0.32	1.28	0.30	1.09	0.32	1.01	0.31	0.54	0.40	0.31	0.63	0.31	0.31	0.41	0.57	
VMTD Veh-miles (Demand)	10,801	1,449	306	918	1,557	969	2,730	969	2,504	991	2,087	991	2,091	911	849	1,393	929	678	1,458	1,222	
VMTV Veh-miles (Volume)	10,801	1,449	306	918	1,557	969	2,730	969	2,504	991	2,087	991	2,091	911	849	1,393	929	678	1,458	1,222	
VHT travel (hrs)	247.16	26.18	7.32	16.43	31.91	18.15	72.70	17.28	56.48	18.55	58.92	17.81	32.18	19.74	15.24	26.41	17.16	16.89	26.35	32.05	
VHD delay (hrs)	92.86	5.49	2.94	3.31	9.67	4.30	33.70	3.44	20.72	4.40	29.10	3.66	2.30	6.72	3.11	6.50	3.89	7.20	5.52	14.59	
Space mean speed (mph)	44	55	42	56	49	53	38	56	44	53	35	56	65	46	56	53	54	40	55	38	
Segment density (veh/mi/lane)	36	23	39	28	29	27	45	29	35	27	49	29	18	32	25	24	25	41	23	44	
Segment density (pc/mi/lane)	41	26	44	33	34	31	52	33	40	31	57	34	21	37	29	27	29	47	26	51	
Tolled Express Lane		TEL-ONR										TEL-W					TEL-ONR				
Space mean speed (mph)	70	55	63	69	70	70	70	70	70	70	70	70	65	70	70	70	70	70	55	69	
Travel time per vehicle (min)	2.95	0.41	0.09	0.25	0.47	0.24	0.69	0.24	0.69	0.24	0.51	0.24	0.54	0.26	0.24	0.48	0.24	0.18	0.41	0.32	
Volume (vph)	680	593	593	593	593	593	593	593	593	593	593	593	526	581	581	581	581	581	496	496	
Level of Service (LOS)	A	A	A	A	A	A	A	A	A	A	A	A	A	A	A	A	A	A	A	A	

SEGMENT	92	93	94	95	96	97	98	99	100	101	102	103	104	105	106	107	108	109	110	111	112	113	114	115	116												
Segment Length (ft)	1,500	405	755	1,250	1,500	1,435	3,000	1,500	3,480	1,500	700	2,000	4,255	2,000	460	1,500	3,240	1,500	6,730	3,000	455	1,500	3,025	1,500	500												
Number of lanes	2	2	2	2	2	2	3	2	2	2	2	3	2	3	2	2	2	2	2	2	3	2	2	2	2												
Free Flow Speed (mph)	70	70	70	70	70	70	70	70	70	70	70	70	70	70	70	70	70	70	70	70	70	70	70	70	70												
Segment demand (vph)	3,940	3,189	3,189	2,753	3,750	3,750	4,801	3,586	2,613	3,500	3,500	4,700	3,387	4,699	3,562	3,562	2,710	3,520	3,520	4,657	3,787	3,787	2,435	3,187	3,187												
On-Ramp demand (vph)	751		436				1,215	973				1,313		1,137		852				870		1,352															
Off-Ramp demand (vph)					997		1,051			887		1,200		1,312				810		1,137				752													
Ramp-to-Ramp demand (vph)							915					1,200		1,137						854																	
Travel time per vehicle (min)	0.33	0.20	0.31	0.53	0.36	0.48	0.92	0.32	0.68	0.31	0.23	0.42	1.30	0.43	0.14	0.32	0.70	0.31	1.94	0.65	0.16	0.32	0.63	0.31	0.13												
VMTD Veh-miles (Demand)	1,119	245	456	652	1,065	1,019	2,728	1,019	1,722	994	464	1,780	2,729	1,780	310	1,012	1,663	1,000	4,487	2,646	326	1,076	1,395	905	302												
VMTV Veh-miles (Volume)	1,067	230	431	613	1,016	974	2,627	1,006	1,722	994	464	1,780	2,729	1,755	305	993	1,623	977	4,382	2,586	317	1,046	1,395	905	302												
VHT travel (hrs)	20.45	9.81	15.79	22.84	21.29	28.81	71.26	19.07	29.43	18.14	13.49	33.15	73.16	33.01	8.01	18.42	31.06	17.75	111.39	49.46	9.62	19.69	25.58	16.43	6.75												
VHD delay (hrs)	5.21	6.52	9.64	14.08	6.77	14.88	41.32	19.81	4.83	3.94	6.86	7.71	34.17	7.93	3.66	4.23	7.88	3.80	48.79	12.51	5.09	29.53	5.65	3.50	2.44												
Space mean speed (mph)	52	23	27	27	48	34	37	53	59	55	34	54	37	53	38	54	52	55	39	52	33	53	55	55	45												
Segment density (veh/mi/lane)	28	64	54	48	31	53	41	27	22	28	51	28	45	29	46	25	25	31	44	29	56	26	22	25	36												
Segment density (pc/mi/lane)	32	74	62	55	36	61	48	32	26	32	59	32	52	33	52	29	29	36	50	33	64	30	25	28	41												
Tolled Express Lane																																					
Space mean speed (mph)	70	70	70	70	70	67	TEL-W			37	70	TEL-ONR			70	TEL-OFR			53	70	70	70	70	TEL-W			70	52	70	70	70	69	64				
Travel time per vehicle (min)	0.24	0.07	0.12	0.20	0.24	0.24	0.92			0.24	0.56			0.25	0.12	0.42			0.69	0.43			0.07	0.24	0.53			0.24	1.09			0.65	0.07	0.24	0.49	0.25	0.09
Volume (vph)	1,052	1,052	1,052	1,052	1,052	1,052	915			1,200	1,200			1,200	1,200	1,200			1,313	1,137			1,138	1,138	1,138			1,138	1,138			854	867	867	867	867	
Level of Service (LOS)	B	B	B	B	B	B	C			B	B			C	C			C	B			B	B	B			B	B			B	B	B	B	B		

4:30 PM	D	D	C	C	C	F	D	D	C	D	E	D	E	D	E	C	C	D	E	D	F	C	C	C	D
4:45 PM	D	D	C	C	C	F	D	D	C	D	F	D	F	D	F	D	D	E	F	D	F	D	C	C	E
5:00 PM	D	E	C	D	C	F	D	D	C	D	F	D	E	D	F	D	D	D	D	F	D	C	C	E	
5:15 PM	F	F	F	C	C	F	D	D	C	D	E	D	E	D	F	C	C	E	F	D	F	D	C	E	
5:30 PM	F	F	F	F	F	F	F	F	C	D	F	D	F	D	F	D	D	E	F	D	F	D	D	E	
5:45 PM	F	F	F	F	F	F	F	F	C	D	F	D	F	D	F	D	D	E	F	D	F	D	D	E	
6:00 PM	F	F	F	F	F	F	F	D	C	D	F	D	F	D	F	D	D	F	F	F	F	D	D	F	
6:15 PM	F	F	F	F	F	F	F	D	D	D	F	D	F	D	F	D	D	F	F	F	F	D	D	F	

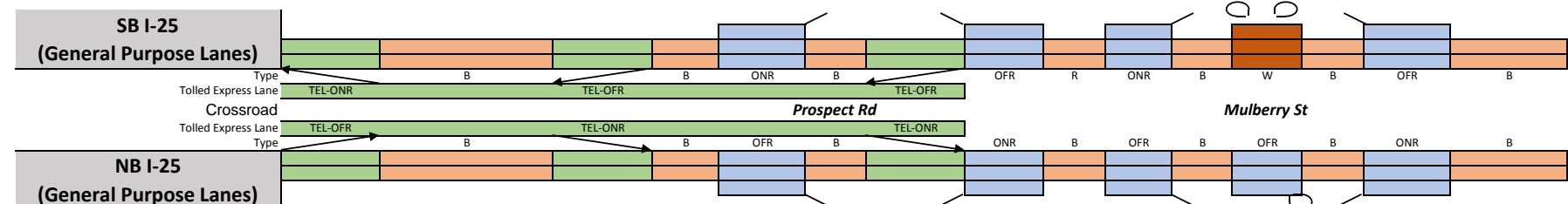


4:30 PM	C	C	B	C	D	F	C	D	C	C	E	C	E	C	E	D	C	C	E	C	F	D	C	C	E
4:45 PM	C	C	C	D	D	F	D	D	D	C	F	D	F	D	F	D	D	D	F	D	F	D	C	D	F
5:00 PM	C	C	B	D	D	F	D	D	D	C	F	C	E	C	F	D	C	C	E	C	E	D	C	C	E
5:15 PM	C	D	C	D	D	F	D	D	D	C	F	D	E	D	F	D	D	C	E	C	F	D	C	E	
5:30 PM	C	C	C	D	D	F	D	D	C	C	E	C	E	C	E	D	C	C	E	C	F	D	C	D	F
5:45 PM	D	E	F	F	F	F	D	D	D	D	F	D	F	D	F	D	D	D	F	D	F	F	D	D	F
6:00 PM	C	D	F	F	D	D	D	D	C	D	F	D	F	D	F	D	D	D	F	D	F	D	C	D	F
6:15 PM	C	B	B	D	D	F	D	D	C	C	E	C	D	C	E	C	C	C	D	C	F	C	B	D	D

SEGMENT	92	93	94	95	96	97	98	99	100	101	102	103	104	105	106	107	108	109	110	111	112	113	114	115	116												
Segment Length (ft)	1,500	1,050	1,500	600	1,500	1,545	3,000	540	3,680	1,500	500	2,000	4,255	2,000	900	1,500	2,900	1,500	6,630	3,000	600	1,500	2,565	1,500	900												
Number of lanes	2	2	2	2	2	2	3	2	2	2	2	3	2	3	2	2	2	2	2	2	3	2	2	2	2												
Free Flow Speed (mph)	70	70	70	70	70	70	70	70	70	70	70	70	70	70	70	70	70	70	70	70	70	70	70	70	70												
Segment demand (vph)	3,352	2,451	2,818	2,818	3,749	3,749	4,243	3,433	2,554	3,415	3,415	4,222	3,294	4,222	3,388	3,388	2,565	3,233	3,233	4,057	3,436	3,436	2,217	3,353	3,353												
On-Ramp demand (vph)			367		931		494			861		807		928						824					1,136												
Off-Ramp demand (vph)	901						810	879				928		834		823				668																	
Ramp-to-Ramp demand (vph)							361					807		834							609																
Travel time per vehicle (min)	0.31	0.25	0.41	0.19	0.32	0.57	0.67	0.11	0.79	0.31	0.15	0.42	1.21	0.42	0.27	0.31	0.63	0.31	1.84	0.64	0.19	0.32	0.53	0.31	0.26												
VMTD Veh-miles (Demand)	952	487	801	320	1,065	1,097	2,411	351	1,780	970	323	1,599	2,655	1,599	578	963	1,409	918	4,060	2,305	390	976	1,077	953	572												
VMTV Veh-miles (Volume)	952	482	784	312	1,045	1,076	2,370	345	1,749	958	319	1,582	2,655	1,599	578	963	1,409	918	4,060	2,295	388	971	1,071	949	569												
VHT travel (hrs)	17.38	9.93	18.71	8.83	19.84	34.94	46.59	6.29	32.99	17.49	8.22	29.09	66.60	29.30	15.44	17.52	27.02	16.76	99.21	43.02	10.63	17.95	19.33	17.52	14.71												
VHD delay (hrs)	3.78	3.05	7.51	4.37	4.92	19.57	12.73	1.36	8.00	3.81	3.66	6.48	28.68	6.45	7.19	3.77	6.90	3.64	41.21	10.23	5.08	4.07	4.03	3.96	6.57												
Space mean speed (mph)	55	48	42	35	53	31	51	55	53	55	39	54	40	55	37	55	52	55	41	53	37	54	55	54	39												
Segment density (veh/mi/lane)	22	25	28	39	27	60	28	28	24	23	43	25	41	25	45	27	25	24	40	25	47	27	20	25	43												
Segment density (pc/mi/lane)	26	29	33	45	31	69	32	32	27	27	50	29	48	29	52	31	28	27	45	29	54	31	23	29	50												
Tolled Express Lane																																					
Space mean speed (mph)	70	70	70	70	70	70	TEL-W			51	62	TEL-OFR			70	TEL-ONR			55	66	70	70	TEL-W			70	53	64	69	70	70						
Travel time per vehicle (min)	0.24	0.17	0.24	0.10	0.24	0.25	0.67			0.10	0.60			0.24	0.08	0.42			0.69	0.42			0.15	0.24	0.47			0.24	1.08			0.64	0.11	0.25	0.42	0.24	0.15
Volume (vph)	496	496	496	496	496	496	361			809	809			809	807			927	834			834	834	834			834	834			609	622	622	622	622		
Level of Service (LOS)	A	A	A	A	A	A	A			B	B			B	B			B	B			B	B	B			B	B			A	A	A	A	A		

SEGMENT	117	118	119	120	121	122	123	124	125	126	127	128	129	130	131	
Segment Length (ft)	2,000	4,840	2,000	500	1,500	535	2,000	775	715	1,160	700	420	750	1,500	2,700	276,955
Number of lanes	3	2	3	2	2	2	3	2	2	2	2	3	2	2	2	
Free Flow Speed (mph)	70	70	70	70	70	70	70	70	70	70	70	70	70	70	70	
Segment demand (vph)	4,054	3,163	4,052	3,424	3,424	2,354	2,973	3,180	3,180	3,180	2,658	2,725	1,793	1,960	1,960	
On-Ramp demand (vph)	891		628		1,070					522		932				
Off-Ramp demand (vph)	867		889				619	207				67		167		
Ramp-to-Ramp demand (vph)	867		628									1				
Travel time per vehicle (min)	0.41	1.22	0.42	0.14	0.32	0.11	0.42	0.16	0.15	0.24	0.15	0.10	0.15	0.30	0.53	64.24
VMTD Veh-miles (Demand)	1,536	2,899	1,535	324	973	239	1,126	467	431	699	352	217	255	557	1,002	196,516
VMTV Veh-miles (Volume)	1,536	2,899	1,535	324	973	239	1,126	467	431	699	352	217	255	557	1,002	195,186
VHT travel (hrs)	27.63	64.22	28.67	8.11	18.18	4.31	21.03	8.29	7.74	12.55	6.47	4.36	4.35	9.88	17.41	4,033.08
VHD delay (hrs)	5.69	22.80	6.74	3.48	4.28	0.91	4.94	1.62	1.59	2.57	1.44	1.26	0.72	1.92	3.10	1,204.85
Space mean speed (mph)	56	45	54	40	54	55	54	56	56	56	54	50	58	56	58	48
Segment density (veh/mi/lane)	24	35	25	43	27	21	18	25	21	23	24	18	15	16	17	28
Segment density (pc/mi/lane)	27	40	28	49	31	24	20	28	24	25	27	19	18	19	20	33
Tolled Express Lane	TEL-ONR		TEL-OFR				TEL-OFR		GP	GP	GP	GP	GP	GP	GP	TEL
Space mean speed (mph)	56	70	54	70	69	63	54	56	56	56	54	50	58	56	58	63
Travel time per vehicle (min)	0.41	0.79	0.42	0.08	0.25	0.10	0.42	0.16	0.15	0.24	0.15	0.10	0.15	0.30	0.53	52.10
Volume (vph)	867	890	628	619	619	619	-	-	-	-	-	-	-	-	-	12.15
Level of Service (LOS)	B	B	B	A	A	A										

4:30 PM	C	D	C	D	C	B	B	C	C	C	C	B	B	B	B
4:45 PM	C	E	C	F	D	C	B	C	C	C	C	B	B	B	B
5:00 PM	C	E	C	E	D	C	B	C	C	C	C	B	B	B	C
5:15 PM	C	E	D	F	D	C	C	D	D	C	D	B	C	B	C
5:30 PM	C	E	C	F	D	C	C	C	C	C	D	B	B	B	C
5:45 PM	C	E	D	F	D	C	C	D	D	C	D	B	B	B	C
6:00 PM	D	F	D	F	D	D	C	D	D	C	D	C	B	B	C
6:15 PM	D	F	D	F	F	D	C	D	D	D	D	C	B	B	C

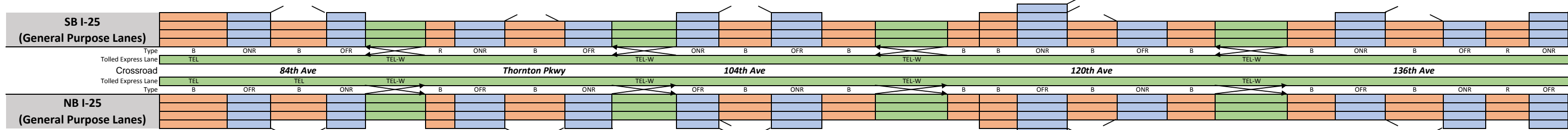


4:30 PM	C	E	C	E	B	C	B	C	E	D	D	C	C	B	C
4:45 PM	C	F	D	F	C	D	C	D	F	D	D	C	C	C	D
5:00 PM	C	E	C	F	C	C	B	C	E	D	D	C	B	B	C
5:15 PM	C	E	C	F	B	C	B	C	F	D	D	C	C	B	C
5:30 PM	C	F	C	F	C	C	B	C	E	D	D	C	C	B	C
5:45 PM	D	F	F	F	F	D	C	F	F	F	E	C	C	C	D
6:00 PM	D	F	F	F	C	D	C	D	F	E	D	C	C	C	D
6:15 PM	C	D	C	E	B	C	B	C	E	D	D	C	C	B	C

SEGMENT	117	118	119	120	121	122	123	124	125	126	127	128	129	130	131	
Segment Length (ft)	2,000	4,840	2,000	740	1,500	525	2,000	1,165	570	750	510	840	550	1,500	2,700	277,130
Number of lanes	3	2	3	2	2	2	3	2	2	2	2	2	2	2	2	
Free Flow Speed (mph)	70	70	70	70	70	70	70	70	70	70	70	70	70	70	70	
Segment demand (vph)	3,983	3,301	3,985	3,542	3,542	2,458	2,889	3,452	3,452	3,452	2,763	2,763	2,145	2,373	2,373	
On-Ramp demand (vph)	630		684				431	563						228		
Off-Ramp demand (vph)	682		443		1,084					689		618				
Ramp-to-Ramp demand (vph)	630		443													
Travel time per vehicle (min)	0.41	1.38	0.47	0.24	0.31	0.11	0.42	0.24	0.16	0.15	0.11	0.19	0.11	0.30	0.55	79.80
VMTD Veh-miles (Demand)	1,509	3,026	1,509	496	1,006	244	1,094	762	373	490	267	440	223	674	1,213	229,868
VMTV Veh-miles (Volume)	1,504	3,017	1,493	491	994	241	1,083	755	369	486	264	436	221	669	1,203	217,195
VHT travel (hrs)	27.18	75.87	30.84	14.01	18.27	4.50	19.80	13.81	9.25	8.80	5.12	8.63	3.88	11.64	21.67	5,625.48
VHD delay (hrs)	5.70	32.78	9.51	7.00	4.07	1.05	4.33	3.02	3.97	1.85	1.34	2.40	0.71	2.09	4.48	3,013.00
Space mean speed (mph)	55	40	48	35	54	54	55	55	40	55	52	50	57	57	56	39
Segment density (veh/mi/lane)	23	41	27	50	19	23	17	24	43	29	27	21	19	16	21	40
Segment density (pc/mi/lane)	27	48	31	57	22	26	20	27	48	32	30	23	21	18	24	46
Tolled Express Lane	TEL-OFR		TEL-ONR				TEL-ONR		GP	GP	GP	GP	GP	GP	GP	TEL
Space mean speed (mph)	55	70	48	63	69	70	55	55	40	55	52	50	57	57	56	61
Travel time per vehicle (min)	0.41	0.79	0.47	0.13	0.25	0.09	0.42	0.24	0.16	0.15	0.11	0.19	0.11	0.30	0.55	65.25
Volume (vph)	630	682	443	443	443	443	-	-	-	-	-	-	-	-	-	14.54
Level of Service (LOS)	B	A	A	A	A	A										

SEGMENT	1	2	3	4	5	6	7	8	9	10	11	12	13	14	15	16	17	18	19	20	21	22	23	24	25	26	27	28	
Segment Length (ft)	2,700	1,500	1,865	1,100	2,530	715	750	1,835	750	2,900	1,045	1,735	1,010	2,190	3,100	95	800	1,500	1,575	1,500	1,400	3,000	1,315	1,500	2,095	750	1,390	750	
Number of lanes	4	4	3	3	4	3	3	3	3	4	3	3	3	3	4	3	4	3	3	3	3	4	3	3	3	3	3	3	
Free Flow Speed (mph)	60	60	60	60	60	60	60	60	60	60	60	60	60	60	60	60	60	60	65	65	65	65	65	65	65	65	65	65	
Segment demand (vph)	5,605	5,605	4,286	5,105	6,501	5,144	5,144	4,304	5,109	6,477	5,186	4,080	4,971	4,971	6,257	5,160	5,160	5,160	3,840	4,932	4,932	6,026	5,060	5,060	3,881	4,579	4,579	4,579	
On-Ramp demand (vph)		1,319			1,357		840			1,291	1,106				1,097			1,320				966		1,179				1,071	
Off-Ramp demand (vph)				819	1,396				805	1,368			891		1,286					1,092		1,094					698		
Ramp-to-Ramp demand (vph)					1,069					1,165					966							836							
Travel time per vehicle (min)	0.73	0.29	0.52	0.24	0.71	0.17	0.18	0.52	0.17	0.77	0.25	0.47	0.22	0.75	0.84	0.04	0.21	0.35	0.38	0.31	0.45	0.72	0.45	0.33	0.51	0.16	0.30	0.16	
VMTD Veh-miles (Demand)	2,866	1,592	1,514	1,064	3,115	697	731	1,496	726	3,557	1,026	1,341	951	2,062	3,674	93	782	1,466	1,145	1,401	1,308	3,424	1,260	1,438	1,540	650	1,205	650	
VMTV Veh-miles (Volume)	2,872	1,596	1,518	1,066	3,123	699	733	1,502	729	3,571	1,031	1,351	958	2,078	3,701	94	789	1,479	1,145	1,401	1,308	3,424	1,260	1,437	1,540	650	1,205	650	
VHT travel (hrs)	68.56	27.17	37.35	20.84	77.25	14.49	15.20	37.13	14.23	83.91	21.38	32.12	18.72	62.42	88.26	3.06	17.91	29.98	24.38	25.77	37.36	72.65	38.20	27.81	32.97	11.97	22.94	12.38	
VHD delay (hrs)	20.69	0.57	12.05	3.06	25.19	2.84	2.98	12.10	2.09	24.39	4.97	9.61	2.75	27.79	26.57	1.50	4.76	24.46	6.76	4.22	17.24	19.97	18.82	5.70	9.28	1.96	4.39	2.37	
Space mean speed (mph)	42	59	41	51	40	48	48	40	51	43	48	42	51	33	42	31	44	49	47	54	35	47	33	52	47	54	53	53	
Segment density (veh/mi/lane)	34	24	35	33	39	36	36	36	33	37	36	33	33	50	36	57	30	35	27	30	47	31	51	33	28	28	29	29	
Segment density (pc/mi/lane)	39	28	42	39	46	42	42	42	39	43	42	38	38	59	43	67	35	41	32	36	55	37	60	38	33	33	34	34	
Tolled Express Lane	TEL				TEL-W					TEL-W					TEL-W						TEL-W								
Space mean speed (mph)	42	60	60	57	40	60	60	60	55	43	60	60	60	59	42	60	60	60	65	65	63	47	65	65	65	65	65	65	65
Travel time per vehicle (min)	0.73	0.28	0.35	0.22	0.71	0.14	0.14	0.35	0.16	0.77	0.20	0.33	0.19	0.42	0.84	0.02	0.15	0.28	0.28	0.26	0.25	0.72	0.23	0.26	0.37	0.13	0.24	0.13	
Volume (vph)	1,395	1,395	1,395	1,395	1,069	1,369	1,369	1,369	1,369	1,165	1,287	1,287	1,287	1,287	966	1,095	1,095	1,095	1,095	1,095	1,095	836	967	967	967	967	967	967	967
Level of Service (LOS)	D	C	C	C	D	C	C	C	C	D	C	C	C	C	C	C	C	C	B	B	B	B	B	B	B	B	B	B	

4:30 PM	E	D	E	C	F	D	D	E	D	E	D	E	C	F	E	F	D	C	D	D	F	D	F	D	D	E	E	C
4:45 PM	E	D	E	F	F	F	F	E	F	F	F	E	D	F	F	F	E	F	E	E	F	E	F	D	E	E	E	D
5:00 PM	E	D	E	C	F	D	D	E	E	E	D	E	D	F	F	F	E	F	D	E	F	E	D	D	E	E	E	D
5:15 PM	E	D	E	C	F	D	D	E	E	E	D	E	D	F	E	F	E	C	D	D	F	E	D	D	E	E	E	C
5:30 PM	E	D	E	C	F	D	D	E	D	F	D	E	C	F	E	F	D	C	D	D	F	E	F	C	D	E	E	C
5:45 PM	E	D	E	C	F	F	F	E	E	F	F	E	D	F	F	F	D	C	D	D	F	E	F	D	D	E	E	D
6:00 PM	E	D	E	F	F	F	F	E	F	F	F	E	F	F	F	F	E	F	E	E	F	E	F	F	E	F	F	D
6:15 PM	E	D	E	D	F	F	F	E	D	F	D	E	D	F	E	F	E	C	D	D	F	E	F	D	D	F	F	D

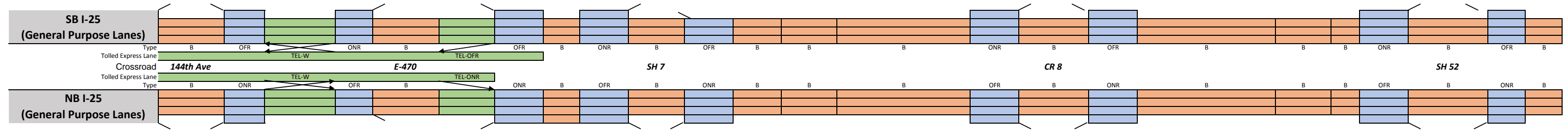


4:30 PM	F	F	F	F	F	F	F	E	F	F	F	E	F	F	E	F	D	F	E	F	F	E	F	F	E	D	D	D
4:45 PM	F	F	F	F	F	F	F	E	F	F	F	E	F	F	D	F	D	F	E	F	F	E	F	F	E	D	D	D
5:00 PM	F	F	F	F	F	F	F	F	F	F	F	E	F	F	E	F	D	F	E	F	F	E	F	F	E	F	F	F
5:15 PM	F	F	F	F	F	F	D	F	E	F	F	E	F	F	E	F	D	F	E	F	F	E	F	F	E	F	F	F
5:30 PM	F	F	F	F	F	F	D	F	F	F	F	F	F	F	F	F	D	F	E	F	F	F	F	F	E	F	F	F
5:45 PM	F	F	F	F	F	F	D	F	F	F	F	F	F	F	F	F	D	F	E	F	F	F	F	F	E	F	F	F
6:00 PM	F	F	F	F	F	F	D	F	F	F	F	F	F	F	F	F	D	F	E	F	F	F	F	F	E	F	F	F
6:15 PM	F	F	F	F	F	F	D	F	F	F	F	F	F	F	F	F	D	F	E	F	F	F	F	F	E	F	F	F

SEGMENT	1	2	3	4	5	6	7	8	9	10	11	12	13	14	15	16	17	18	19	20	21	22	23	24	25	26	27	28
Segment Length (ft)	2,700	1,100	1,875	750	2,200	170	1,500	2,180	1,350	2,450	995	1,700	1,500	1,765	3,000	310	715	1,500	1,525	1,500	1,400	3,000	1,380	1,500	2,040	1,015	1,070	745
Number of lanes	4	4	3	3	4	4	3	3	3	4	3	3	3	3	4	3	4	3	3	3	3	4	3	3	3	3	3	3
Free Flow Speed (mph)	60	60	60	60	60	60	60	60	60	60	60	60	60	60	60	60	60	60	65	65	65	65	65	65	65	65	65	65
Segment demand (vph)	6,525	6,525	5,262	6,095	7,696	6,277	6,277	5,374	6,331	7,759	6,555	5,360	6,083	6,083	7,283	6,210	6,210	6,210	5,295	6,094	6,094	7,187	6,235	6,235	5,041	5,825	5,825	5,825
On-Ramp demand (vph)				833	1,601					957					1,200						799		1,093				784	
Off-Ramp demand (vph)		1,263			1,419		903			1,204	1,195				1,073			915				952		1,194				1,201
Ramp-to-Ramp demand (vph)					1,349					1,134					1,010							825						
Travel time per vehicle (min)	1.66	0.68	1.00	0.21	0.61	0.05	0.33	0.59	0.37	0.72	0.22	0.45	0.35	0.55	0.70	0.11	0.18	0.33	0.40	0.33	0.48	1.04	0.51	0.31	0.52	0.23	0.24	0.16
VMTD Veh-miles (Demand)	3,337	1,359	1,869	866	3,207	202	1,783	2,219	1,619	3,600	1,235	1,726	1,728	2,033	4,138	365	841	1,764	1,529	1,731	1,616	4,084	1,630	1,771	1,948	1,120	1,180	822
VMTV Veh-miles (Volume)	2,921	1,189	1,622	767	2,668	169	1,489	1,857	1,381	2,926	1,004	1,401	1,442	1,696	3,568	314	724	1,519	1,313	1,518	1,417	3,621	1,442	1,567	1,716	1,004	1,059	737
VHT travel (hrs)	157.93	64.32	76.30	19.24	64.94	4.07	29.07	44.10	33.63	76.08	19.69	32.82	29.60	46.92	73.43	9.47	16.12	29.70	30.18	29.62	42.44	110.76	47.11	28.93	38.60	19.75	20.82	13.64
VHD delay (hrs)	109.25	44.50	49.27	6.45	395.85	1.26	4.25	13.15	40.49	381.87	2.95	9.47	5.57	18.64	13.97	4.24	4.06	4.39	9.98	6.26	20.63	55.05	24.93	4.81	12.21	4.30	4.53	2.30
Space mean speed (mph)	18	18	21	40	41	41	51	42	41	38	51	43	49	36	49	33	45	51	44	51	33	33	31	54	44	51	51	54
Segment density (veh/mi/lane)	77	77	72	45	45	32	34	36	44	46	35	34	35	47	34	54	30	35	35	35	53	49	60	34	34	34	34	

SEGMENT	29	30	31	32	33	34	35	36	37	38	39	40	41	42	43	44	45	46	47	48	49	50	51	52		
Segment Length (ft)	2,720	1,280	3,000	1,280	3,650	2,000	750	685	750	2,535	1,500	520	2,000		7,390	1,500	2,750	1,500		7,610	2,000	295	1,500	3,030	1,500	400
Number of lanes	3	3	4	3	3	4	3	3	3	3	3	3	3		3	3	3	3		3	3	3	3	3	3	3
Free Flow Speed (mph)	65	65	65	65	70	70	70	70	70	70	70	70	70		70	70	70	70		70	70	70	70	70	70	70
Segment demand (vph)	3,508	4,160	5,127	4,323	3,915	4,721	5,513	5,513	5,513	4,175	5,157	5,157	5,157		5,157	5,157	4,534	4,914		4,914	4,918	4,918	4,918	3,923	4,244	4,244
On-Ramp demand (vph)			804	408					1,338							623							995			
Off-Ramp demand (vph)		652	967			806	792				982							380							321	
Ramp-to-Ramp demand (vph)			746																							
Travel time per vehicle (min)	0.63	0.26	0.66	0.27	0.83	0.44	0.15	0.25	0.17	0.58	0.29	0.16	0.62		2.29	0.31	0.69	0.29		2.14	0.50	0.07	0.30	0.63	0.29	0.09
VMTD Veh-miles (Demand)	1,807	1,008	2,913	1,048	2,706	1,788	783	715	783	2,004	1,465	508	1,953		7,218	1,465	2,361	1,396		7,082	1,863	275	1,397	2,251	1,206	322
VMTV Veh-miles (Volume)	1,807	1,008	2,913	1,048	2,706	1,788	783	715	783	2,004	1,465	508	1,953		7,218	1,465	2,361	1,396		7,082	1,839	271	1,379	2,215	1,186	316
VHT travel (hrs)	36.64	18.26	56.59	19.72	54.42	34.99	13.59	23.14	15.24	40.36	25.35	13.84	53.24		196.74	26.33	52.08	23.70		175.49	40.13	5.92	24.28	40.80	20.00	6.07
VHD delay (hrs)	8.84	2.74	11.77	3.60	15.76	9.44	2.40	12.92	5.00	11.72	4.42	6.59	25.34		93.63	5.40	18.35	3.76		74.31	13.85	2.04	4.58	9.16	3.05	1.55
Space mean speed (mph)	49	55	51	53	50	51	58	31	51	50	58	37	37		37	56	45	59		40	46	46	57	54	59	52
Segment density (veh/mi/lane)	24	25	24	27	26	23	32	59	36	28	30	47	47		47	31	33	28		41	35	35	28	24	23	27
Segment density (pc/mi/lane)	28	30	29	32	31	26	36	68	41	32	34	54	54		54	36	38	32		47	40	40	32	26	26	30
Tolled Express Lane	TEL-W		TEL-OFR		GP		GP		GP		GP		GP		GP		GP		GP		GP		GP		GP	
Space mean speed (mph)	65	63	51	66	70	51	58	31	51	50	58	37	37		37	56	45	59		40	46	46	57	54	59	52
Travel time per vehicle (min)	0.48	0.23	0.66	0.22	0.59	0.44	0.15	0.25	0.17	0.58	0.29	0.16	0.62		2.29	0.31	0.69	0.29		2.14	0.50	0.07	0.30	0.63	0.29	0.09
Volume (vph)	967	967	746	805	805	-	-	-	-	-	-	-	-		-	-	-	-		-	-	-	-	-	-	-
Level of Service (LOS)	B	B	B	B	B																					

4:30 PM	C	C	C	C	D	C	D	F	D	D	C	E	E	E	C	D	C	D	D	B	C	B	C	
4:45 PM	D	C	C	C	D	C	D	F	E	D	D	F	F	F	C	E	C	E	E	C	D	C	D	
5:00 PM	D	C	D	C	D	C	D	F	D	D	D	F	F	F	C	D	C	E	D	D	C	C	B	C
5:15 PM	D	C	C	C	D	C	D	F	F	F	E	D	F	F	D	F	C	F	E	E	C	D	C	D
5:30 PM	D	C	D	C	D	C	D	F	D	D	C	F	F	F	C	D	C	E	E	E	C	D	C	D
5:45 PM	D	C	D	C	D	C	D	F	E	D	D	F	F	F	C	E	C	F	E	E	C	D	C	D
6:00 PM	D	C	D	C	D	C	D	F	F	F	E	D	F	F	D	E	C	F	E	E	C	D	C	D
6:15 PM	D	C	D	C	D	C	D	F	E	D	D	F	F	F	C	D	C	E	E	E	C	C	C	D

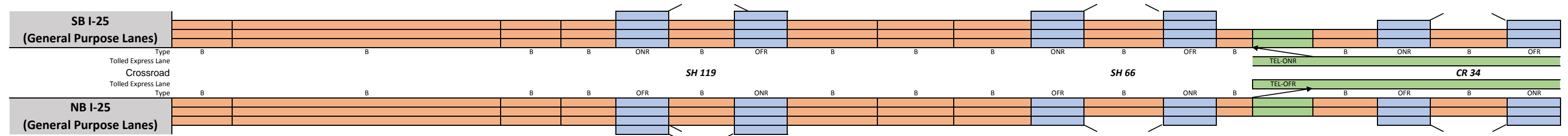


4:30 PM	D	C	D	D	D	D	F	D	F	D	F	F	F	F	F	E	F	F	F	F	F	F	E	C	F
4:45 PM	D	C	E	D	E	D	F	D	F	D	F	F	F	F	F	F	F	F	F	F	F	F	E	F	F
5:00 PM	D	C	E	D	E	F	F	D	F	D	F	F	F	F	F	F	F	F	F	F	F	F	E	F	F
5:15 PM	D	C	E	D	F	F	F	D	F	D	F	F	F	F	F	F	F	F	F	F	F	F	E	F	F
5:30 PM	D	C	E	D	F	F	F	D	F	D	F	F	F	F	F	F	F	F	F	F	F	F	E	F	F
5:45 PM	D	F	E	F	F	F	F	D	F	E	F	F	F	F	F	F	F	F	F	F	F	F	F	F	F
6:00 PM	D	C	F	F	F	F	F	D	F	F	F	F	F	F	F	F	F	F	F	F	F	F	F	F	F
6:15 PM	D	F	F	F	F	F	F	D	F	F	F	F	F	F	F	F	F	F	F	F	F	F	F	F	F

SEGMENT	29	30	31	32	33	34	35	36	37	38	39	40	41	42	43	44	45	46	47	48	49	50	51	52		
Segment Length (ft)	2,714	935	2,976	750	2,725	2,000	1,500	645	1,500	2,005	1,500	1,470	2,000		7,240	1,500	2,955	1,500		7,555	2,000	155	1,500	3,580	750	735
Number of lanes	3	3	4	3	3	4	3	4	3	3	3	3	3		3	3	3	3		3	3	3	3	3	3	3
Free Flow Speed (mph)	65	65	65	65	70	70	70	70	70	70	70	70	70		70	70	70	70		70	70	70	70	70	70	70
Segment demand (vph)	4,624	5,313	6,274	5,709	4,909	5,484	6,318	6,318	6,318	5,285	6,739	6,739	6,739		6,739	6,739	5,927	6,494		6,494	6,494	6,494	6,494	5,565	6,024	6,024
On-Ramp demand (vph)		689	961			575	834											567							459	
Off-Ramp demand (vph)			565	800					1,033							812										
Ramp-to-Ramp demand (vph)			515																							
Travel time per vehicle (min)	0.66	0.20	0.75	0.18	1.20	1.61	0.32	0.15	0.30	0.40	0.32	0.56	0.76		2.76	0.29	0.74	0.31		3.01	0.73	0.06	0.33	1.12	0.21	0.27
VMTD Veh-miles (Demand)	2,377	941	3,536	811	2,534	2,077	1,795	772	1,795	2,007	1,914	1,876	2,553		9,241	1,914	3,317	1,845		9,292	2,460	191	1,845	3,773	856	839
VMTV Veh-miles (Volume)	2,133	857	3,219	733	2,242	1,834	1,612	693	1,612	1,794	1,611	1,578	2,148		7,774	1,611	2,788	1,576		8,063	2,119	164	1,578	3,117	715	698
VHT travel (hrs)	45.43	16.31	71.17	15.64	86.97	129.94	30.08	13.89	27.99	31.85	29.89	52.87	71.94		260.41	27.73	61.77	28.79		282.45	67.90	5.41	30.83	85.82	17.42	22.92
VHD delay (hrs)	12.62	3.13	21.66	4.36	54.94	104.26	7.05	3.99	4.96	6.22	494.00	30.32	41.26		149.35	4.72	21.95	6.28		167.27	37.63	3.06	8.28	41.29	7.21	12.95
Space mean speed (mph)	47	53	45	47	26	14	54	50	58	56	54	30	30		30	58	45	55		29	31	30	51	36	41	30
Segment density (veh/mi/lane)	29	31	33	37	56	86	35	28	33	28	35	63	63		63	33	37	34		66	60	61	36	42	41	55
Segment density (pc/mi/lane)	34	35	38	42	65	98	40	32	38	32	40	72	72		72	37	42	39		76	69	71	42	49	47	63
Tolled Express Lane	TEL-W		TEL-ONR		GP		GP		GP		GP		GP		GP		GP		GP		GP		GP		GP	
Space mean speed (mph)	65	65	45	59	70	14	54	50	58	56	54	30	30		30	58	45	55		29	31	30	51	36	41	30
Travel time per vehicle (min)	0.47	0.16	0.75	0.14	0.44	1.61	0.32	0.15	0.30	0.40	0.32	0.56	0.76		2.76	0.29	0.74	0.31		3.01	0.73	0.06	0.33	1.12	0.21	0.27
Volume (vph)	952	952	515	563	563	-	-	-	-	-	-	-	-		-	-	-	-		-	-	-	-	-	-	-
Level of Service (LOS)	B	B	B	A	A																					

SEGMENT	53	54	55	56	57	58	59	60	61	62	63	64	65	66	67	68	69	70	71
Segment Length (ft)	2,000	14,995	2,000	745	750	4,315	1,500	3,500	3,000	3,240	1,500	2,995	1,500	490	2,000	2,280	1,500	2,995	1,500
Number of lanes	3	3	3	3	3	3	3	3	3	3	3	3	3	2	3	2	2	2	2
Free Flow Speed (mph)	70	70	70	70	70	70	70	70	70	70	70	70	70	70	70	70	70	70	70
Segment demand (vph)	4,244	4,244	4,244	4,244	4,244	3,118	3,824	3,824	3,824	3,824	3,824	3,247	3,971	3,971	3,971	3,057	3,057	2,658	2,906
On-Ramp demand (vph)					1,126						577				914		399		
Off-Ramp demand (vph)							706						724						248
Ramp-to-Ramp demand (vph)																			
Travel time per vehicle (min)	0.44	3.27	0.44	0.16	0.15	0.84	0.29	0.72	0.62	0.67	0.29	0.59	0.29	0.16	1.19	0.56	0.31	0.66	0.30
VMTD Veh-miles (Demand)	1,608	12,053	1,608	599	603	2,548	1,086	2,535	2,173	2,347	1,086	1,842	1,128	369	1,504	1,320	868	1,508	826
VMTV Veh-miles (Volume)	1,582	11,858	1,582	589	593	2,492	1,063	2,481	2,126	2,297	1,063	1,796	1,100	359	1,467	1,311	868	1,508	826
VHT travel (hrs)	30.36	227.60	30.36	11.31	10.37	42.78	18.14	44.99	38.56	41.65	18.30	31.04	18.78	10.51	76.71	28.33	15.74	29.43	14.69
VHD delay (hrs)	7.76	58.19	7.76	2.89	1.90	7.17	2.95	9.55	8.18	8.84	3.11	5.39	3.06	5.37	63.42	9.60	3.33	7.89	2.89
Space mean speed (mph)	52	52	52	52	57	58	59	55	55	55	58	58	59	34	19	46	55	51	56
Segment density (veh/mi/lane)	27	27	27	27	24	17	21	23	23	23	21	18	22	57	68	33	23	26	24
Segment density (pc/mi/lane)	30	30	30	30	27	19	24	25	25	25	24	20	25	63	75	38	27	30	27
Tolled Express Lane	GP	GP	GP	GP	GP	GP	GP	GP	GP	GP	GP	GP	GP	GP	GP	GP	GP	GP	GP
Space mean speed (mph)	52	52	52	52	57	58	59	55	55	55	58	58	59	34	19	70	70	70	70
Travel time per vehicle (min)	0.44	3.27	0.44	0.16	0.15	0.84	0.29	0.72	0.62	0.67	0.29	0.59	0.29	0.16	1.19	0.37	0.24	0.49	0.24
Volume (vph)	-	-	-	-	-	-	-	-	-	-	-	-	-	-	-	918	918	918	918
Level of Service (LOS)																B	B	B	B

4:30 PM	C	C	C	C	C	B	C	C	C	C	B	B	C	E	C	D	C	C	C
4:45 PM	D	D	D	D	C	C	C	C	C	C	B	C	C	F	D	E	C	D	C
5:00 PM	C	C	C	C	C	B	C	C	C	C	B	C	C	F	D	D	C	D	C
5:15 PM	D	D	D	D	C	C	C	C	C	C	B	C	C	F	F	E	D	D	D
5:30 PM	D	D	D	D	C	C	C	C	C	C	B	C	C	F	F	D	C	D	C
5:45 PM	D	D	D	D	C	C	C	C	C	C	B	C	C	F	F	C	D	D	D
6:00 PM	D	D	D	D	C	C	C	C	C	C	B	C	C	F	F	F	E	D	C
6:15 PM	D	D	D	D	C	B	C	C	C	C	B	C	C	F	F	E	C	C	C

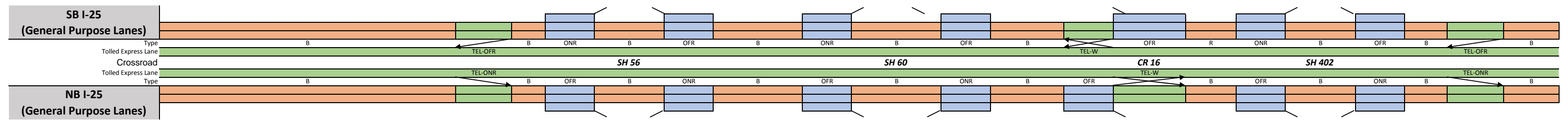


4:30 PM	F	F	F	F	C	D	C	E	E	F	F	F	F	F	D	E	D	D	C
4:45 PM	F	F	F	F	F	D	C	F	F	F	F	F	F	F	F	F	F	D	F
5:00 PM	F	F	F	F	F	F	F	F	F	F	F	F	F	F	E	F	F	D	C
5:15 PM	F	F	F	F	F	F	F	F	F	F	F	F	F	F	F	F	F	C	C
5:30 PM	F	F	F	F	F	F	F	F	F	F	F	F	F	F	F	F	F	C	C
5:45 PM	F	F	F	F	F	F	F	F	F	F	F	F	F	F	F	F	F	D	F
6:00 PM	F	F	F	F	F	F	F	F	F	F	F	F	F	F	F	F	F	D	C
6:15 PM	F	F	F	F	F	F	F	F	F	F	F	F	F	F	F	F	F	D	F

SEGMENT	53	54	55	56	57	58	59	60	61	62	63	64	65	66	67	68	69	70	71
Segment Length (ft)	2,000	15,000	2,000	1,635	1,500	2,325	1,500	3,850	3,000	3,040	1,500	3,185	1,500	500	2,000	2,245	1,500	3,035	1,500
Number of lanes	3	3	3	3	3	3	3	3	3	3	3	2	2	2	3	2	2	2	2
Free Flow Speed (mph)	70	70	70	70	70	70	70	70	70	70	70	70	70	70	70	70	70	70	70
Segment demand (vph)	6,024	6,024	6,024	6,024	6,024	4,402	5,456	5,456	5,456	5,456	5,456	4,545	5,246	5,246	5,246	4,204	4,204	3,473	3,682
On-Ramp demand (vph)							1,054						701						209
Off-Ramp demand (vph)					1,622						911				1,042		731		
Ramp-to-Ramp demand (vph)																			
Travel time per vehicle (min)	0.72	6.77	1.13	0.98	0.89	2.74	1.33	3.55	2.77	2.81	1.38	1.77	0.32	0.20	0.49	0.56	0.31	0.65	0.31
VMTD Veh-miles (Demand)	2,282	17,114	2,282	1,865	1,711	1,938	1,550	3,978	3,100	3,141	1,550	2,742	1,490	497	1,987	1,787	1,194	1,996	1,046
VMTV Veh-miles (Volume)	1,876	12,759	1,676	1,354	1,228	1,320	1,044	2,674	2,082	2,109	1,040	1,843	1,067	356	1,423	1,277	853	1,416	759
VHT travel (hrs)	59.82	506.42	83.69	71.28	64.24	136.83	81.40	217.23	169.25	171.55	84.40	89.94	20.28	12.46	30.76	28.21	15.35	26.88	13.59
VHD delay (hrs)	33.02	324.15	59.74	51.94	46.69	117.98	234.04	179.03	139.50	141.42	69.54	63.61	5.04	7.38	10.44	9.97	3.16	6.65	2.74
Space mean speed (mph)	31	25	20	19	19	10	13	12	12	12	12	20	53	29	46	69	70	70	70
Segment density (veh/mi/lane)	53	59	74	77	75	104	96	99	99	99	99	75	26	66	38	33	25	23	21
Segment density (pc/mi/lane)	61	68	85	88	87	119	110	114	114	114	114	86	30	76	43	39	29	27	25
Tolled Express Lane	GP	GP	GP	GP	GP	GP	GP	GP	GP	GP	GP	GP	GP	GP	GP	GP	GP	GP	GP
Space mean speed (mph)	31	25	20	19	19	10	13	12	12	12	12	20	53	29	46	69	70	70	70
Travel time per vehicle (min)	0.72	6.77	1.13	0.98	0.89	2.74	1.33	3.55	2.77	2.81	1.38	1.77	0.32	0.20	0.49	0.37	0.24	0.49	0.24
Volume (vph)	-	-	-	-	-	-	-	-	-	-	-	-	-	-	-	1,042	1,042	1,042	1,042
Level of Service (LOS)																B	B	B	B

SEGMENT	72	73	74	75	76	77	78	79	80	81	82	83	84	85	86	87	88	89	90	91											
Segment Length (ft)	18,155	2,000	425	1,500	3,020	1,500	4,340	1,500	3,245	1,500	5,790	3,075	750	895	1,165	2,870	750	705	2,000	2,640											
Number of lanes	2	3	2	2	2	2	2	2	2	2	2	3	2	2	2	2	2	2	3	2											
Free Flow Speed (mph)	70	70	70	70	70	70	70	70	70	70	70	70	70	70	70	70	70	70	70	70											
Segment demand (vph)	2,906	3,824	2,969	2,969	2,649	3,372	3,372	3,372	2,746	3,802	3,802	4,652	4,167	4,167	4,167	3,317	4,164	4,164	5,505	4,376											
On-Ramp demand (vph)		855		320				626				1,337			850				1,129												
Off-Ramp demand (vph)		918				723				1,056		850	852				847		1,341												
Ramp-to-Ramp demand (vph)		855										766							1,129												
Travel time per vehicle (min)	4.30	0.41	0.10	0.31	0.64	0.31	1.13	0.31	0.70	0.31	1.86	0.70	0.15	0.19	0.25	1.07	0.15	0.26	0.44	1.05											
VMTD Veh-miles (Demand)	9,992	1,448	239	843	1,515	958	2,772	958	1,688	1,080	4,169	2,709	592	706	919	1,803	591	556	2,085	2,188											
VMTV Veh-miles (Volume)	9,992	1,390	227	800	1,427	900	2,605	900	1,563	1,003	3,870	2,518	534	637	829	1,580	525	493	1,851	1,878											
VHT travel (hrs)	208.32	24.99	4.59	14.57	26.80	16.29	59.78	16.36	29.63	18.37	109.66	50.51	9.69	12.17	15.85	51.87	9.52	16.17	35.95	65.80											
VHD delay (hrs)	65.57	5.13	1.35	3.14	6.41	3.43	22.56	3.49	7.30	4.04	54.37	14.53	2.07	3.08	4.01	29.30	2.03	9.12	9.52	38.97											
Space mean speed (mph)	48	56	49	55	53	55	44	55	53	55	35	50	55	52	52	30	55	31	51	29											
Segment density (veh/mi/lane)	30	22	29	24	23	24	36	24	24	29	50	30	31	33	27	48	31	61	35	66											
Segment density (pc/mi/lane)	35	26	33	28	27	28	42	27	28	34	58	35	36	38	31	55	36	70	40	76											
Tolled Express Lane		TEL-OFR										TEL-W										TEL-OFR									
Space mean speed (mph)	70	56	70	70	70	70	70	70	70	70	70	50	70	70	70	70	68	64	51	70											
Travel time per vehicle (min)	2.95	0.41	0.07	0.24	0.49	0.24	0.70	0.24	0.53	0.24	0.94	0.70	0.12	0.15	0.19	0.47	0.12	0.13	0.44	0.43											
Volume (vph)	918	855	849	849	849	849	849	849	849	849	849	766	1,339	1,339	1,339	1,339	1,339	1,339	1,129	1,126											
Level of Service (LOS)	B	B	B	B	B	B	B	B	B	B	B	B	C	C	C	C	C	C	C	B											

4:30 PM	C	C	C	C	C	C	D	C	C	D	F	D	D	D	D	D	D	F	E	F
4:45 PM	D	C	D	D	D	D	E	C	D	D	F	D	F	F	F	D	F	F	E	F
5:00 PM	D	C	D	C	C	C	E	C	D	D	F	E	F	F	F	E	F	F	E	F
5:15 PM	E	C	D	D	D	D	E	C	D	D	F	E	F	F	F	F	F	F	F	F
5:30 PM	D	C	D	C	D	C	E	C	D	D	F	D	F	F	F	F	F	F	F	F
5:45 PM	E	C	D	D	D	D	F	C	D	D	F	E	F	F	F	F	F	F	F	F
6:00 PM	D	C	D	C	D	D	F	D	D	D	F	D	F	F	F	F	F	F	F	F
6:15 PM	C	C	D	C	C	C	E	C	D	D	F	D	F	F	F	F	F	F	E	F

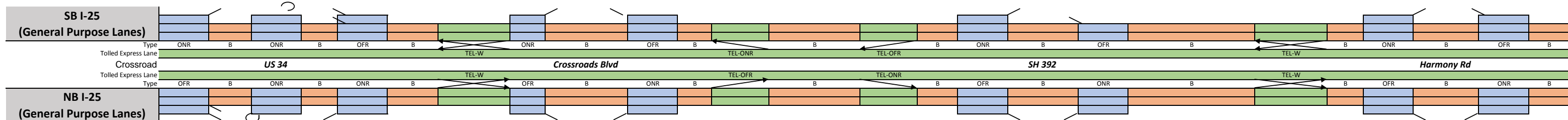


4:30 PM	E	C	E	D	E	D	F	D	D	D	F	D	D	F	D	D	C	E	C	E
4:45 PM	F	F	F	F	F	F	F	F	F	F	F	F	D	F	F	D	D	F	D	F
5:00 PM	F	F	F	F	F	F	F	F	F	F	F	F	D	F	D	C	C	E	C	E
5:15 PM	F	F	F	F	F	F	F	F	F	F	F	F	D	F	F	D	D	F	D	F
5:30 PM	E	F	F	F	F	F	F	F	F	F	F	D	F	D	D	D	D	E	F	F
5:45 PM	F	F	F	F	F	F	F	F	F	F	F	F	E	F	F	C	F	F	F	F
6:00 PM	F	F	F	F	F	F	F	F	F	F	F	F	D	F	E	F	F	F	F	F
6:15 PM	F	F	F	F	F	F	F	F	F	F	F	F	D	D	F	F	F	F	F	F

SEGMENT	72	73	74	75	76	77	78	79	80	81	82	83	84	85	86	87	88	89	90	91											
Segment Length (ft)	18,150	2,000	500	1,500	2,890	1,500	4,225	1,500	4,255	1,500	3,160	1,500	3,095	1,610	1,500	2,930	1,500	1,095	2,000	1,925											
Number of lanes	2	3	2	2	2	2	2	2	2	2	2	2	3	2	2	2	2	2	3	2											
Free Flow Speed (mph)	70	70	70	70	70	70	70	70	70	70	70	70	70	70	70	70	70	70	70	70											
Segment demand (vph)	3,682	4,727	3,792	3,792	3,405	4,019	4,019	4,019	3,431	4,137	4,137	4,137	4,516	3,714	3,714	2,669	3,428	3,428	4,226	3,578											
On-Ramp demand (vph)		1,045				614				706			936				759		798												
Off-Ramp demand (vph)		935		387				588				557	802		1,045				648												
Ramp-to-Ramp demand (vph)		935											738						648												
Travel time per vehicle (min)	5.99	1.32	0.20	0.59	1.65	0.44	1.47	0.46	2.33	0.33	1.26	0.31	0.67	0.48	0.31	0.58	0.35	0.32	1.06	0.83											
VMTD Veh-miles (Demand)	12,657	1,791	359	1,077	1,864	1,142	3,216	1,142	2,765	1,175	2,476	1,175	2,647	1,132	1,055	1,481	974	711	1,601	1,304											
VMTV Veh-miles (Volume)	12,049	1,620	323	967	1,661	1,034	2,891	1,024	2,458	1,067	2,248	1,067	2,448	1,046	974	1,355	900	652	1,437	1,150											
VHT travel (hrs)	350.22	93.79	11.46	33.74	83.36	26.52	88.40	27.40	118.23	20.57	78.76	19.19	46.36	27.70	17.83	23.79	18.28	17.01	66.80	43.73											
VHD delay (hrs)	178.09	151.62	6.85	19.93	59.63	11.75	47.10	12.77	83.12	5.32	46.64	3.94	11.38	12.77	3.91	4.44	5.42	7.69	55.69	27.31											
Space mean speed (mph)	34	17	28	29	20	39	33	37	21	52	29	56	53	38	55	57	49	38	22	26											
Segment density (veh/mi/lane)	51	83	61	59	76	45	55	48	73	29	66	31	28	45	29	21	29	41	59	60											
Segment density (pc/mi/lane)	59	95	70	68	88	52	64	55	84	33	76	36	32	52	33	25	33	47	67	69											
Tolled Express Lane		TEL-ONR										TEL-W										TEL-ONR									
Space mean speed (mph)	70	17	47	68	70	70	70	70	70	70	70	70	53	69	70	70	70	70	22	68											
Travel time per vehicle (min)	2.95	1.32	0.12	0.25	0.47	0.24	0.69	0.24	0.69	0.24	0.51	0.24	0.67	0.27	0.24	0.48	0.24	0.18	1.06	0.32											
Volume (vph)	1,042	935	935	935	935	935	935	935	935	935	935	935	738	802	802	802	802	802	648	648											
Level of Service (LOS)	B	F	C	B	B	B	B	B	B	B	B	B	B	B	B	B	B	B	D	A											

SEGMENT	92	93	94	95	96	97	98	99	100	101	102	103	104	105	106	107	108	109	110	111	112	113	114	115	116	
Segment Length (ft)	1,500	405	755	1,250	1,500	1,435	3,000	1,500	3,480	1,500	700	2,000	4,255	2,000	460	1,500	3,240	1,500	6,730	3,000	455	1,500	3,025	1,500	500	
Number of lanes	2	2	2	2	2	2	3	2	2	2	2	3	2	3	2	2	2	2	2	3	2	2	2	2	2	
Free Flow Speed (mph)	70	70	70	70	70	70	70	70	70	70	70	70	70	70	70	70	70	70	70	70	70	70	70	70	70	
Segment demand (vph)	4,376	3,526	3,526	2,783	3,976	3,976	5,101	3,802	2,946	3,744	3,744	5,028	3,634	5,027	3,787	3,787	3,025	3,954	3,954	5,194	4,202	4,202	2,912	3,536	3,536	
On-Ramp demand (vph)	850		743				1,299	856				1,394		1,240		762					992		1,290			
Off-Ramp demand (vph)					1,193		1,125			798		1,284		1,393				929			1,240				624	
Ramp-to-Ramp demand (vph)							1,014					1,284		1,240							974					
Travel time per vehicle (min)	0.33	0.26	0.46	1.45	0.85	0.81	2.53	0.53	1.90	0.50	0.29	0.52	1.49	0.43	0.14	0.32	0.71	0.31		2.13	0.66	0.17	0.32	1.09	0.31	
VMTD Veh-miles (Demand)	1,243	270	504	659	1,130	1,081	2,898	1,080	1,942	1,064	496	1,905	2,929	1,904	330	1,076	1,856	1,123		5,040	2,951	362	1,194	1,668	1,005	
VMTV Veh-miles (Volume)	1,067	223	416	512	880	844	2,288	983	1,726	986	463	1,786	2,929	1,816	310	1,010	1,714	1,038		4,659	2,729	328	1,083	1,637	1,005	
VHT travel (hrs)	20.46	12.54	22.35	52.40	44.08	42.00	169.61	30.79	82.77	28.71	16.87	41.09	90.52	34.33	8.06	18.76	33.23	18.92		129.83	52.95	10.48	20.62	51.70	18.14	
VHD delay (hrs)	5.21	9.35	16.41	45.08	31.51	29.94	462.24	17.94	58.12	14.62	10.26	80.88	48.69	8.39	3.63	4.34	8.75	4.09		63.27	13.97	5.79	263.41	28.31	3.79	
Space mean speed (mph)	52	18	19	10	20	20	13	32	21	34	27	43	32	53	38	54	52	55		36	52	31	53	32	55	
Segment density (veh/mi/lane)	28	82	78	111	78	77	100	53	63	49	64	36	56	31	46	26	27	33		51	33	61	27	45	28	
Segment density (pc/mi/lane)	32	94	90	127	89	89	114	60	72	56	73	41	65	35	52	29	31	38		58	37	69	31	51	31	
Tolled Express Lane	TEL-W TEL-ONR TEL-OFR TEL-W																									
Space mean speed (mph)	70	70	70	70	70	64	13	70	70	69	61	43	70	53	70	70	70	70	70	70	70	70	70	70	69	63
Travel time per vehicle (min)	0.24	0.07	0.12	0.20	0.25	0.25	2.53	0.24	0.56	0.25	0.13	0.52	0.69	0.43	0.07	0.24	0.53	0.24		1.09	0.66	0.07	0.24	0.49	0.25	
Volume (vph)	1,126	1,126	1,126	1,126	1,126	1,126	1,014	1,284	1,284	1,284	1,284	1,284	1,394	1,240	1,239	1,239	1,239	1,239		1,239	974	986	986	986	986	
Level of Service (LOS)	B	B	B	B	B	B	F	C	C	C	C	D	C	C	B	B	B	B	B	B	C	B	B	B	B	

4:30 PM	F	F	F	D	C	F	D	D	C	D	F	D	E	D	F	D	D	E	F	F	D	F	D	C	C	D
4:45 PM	F	F	F	F	F	F	D	D	D	F	F	E	F	E	F	F	D	F	F	F	E	F	D	D	F	
5:00 PM	F	F	F	F	F	F	F	D	D	D	F	E	F	D	F	D	D	F	F	F	F	F	D	D	F	
5:15 PM	F	F	F	F	F	F	F	F	E	D	F	D	F	D	F	D	D	F	F	F	F	F	E	D	F	
5:30 PM	F	F	F	F	F	F	F	F	F	F	F	E	F	E	F	F	D	F	F	F	F	F	F	D	F	
5:45 PM	F	F	F	F	F	F	F	F	F	F	F	F	F	E	F	D	D	F	F	F	F	F	F	D	F	
6:00 PM	F	F	F	F	F	F	F	F	F	F	F	F	F	E	F	F	D	F	F	F	F	F	F	F	F	
6:15 PM	F	F	F	F	F	F	F	F	F	F	F	F	F	D	F	D	D	F	F	F	F	F	F	F	F	

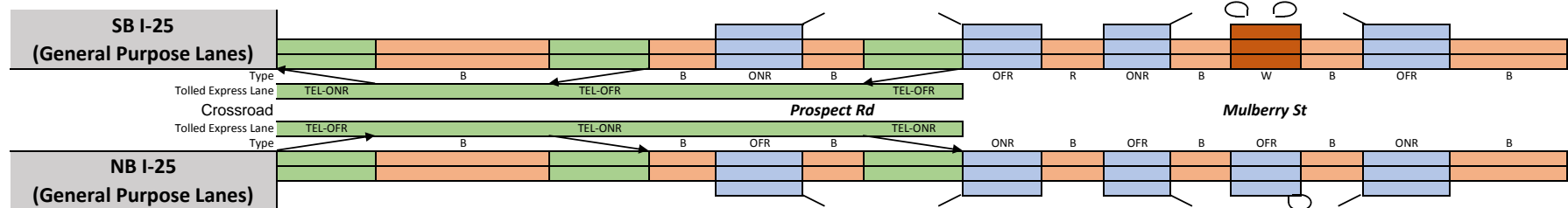


4:30 PM	C	C	D	F	F	F	D	D	D	C	F	D	F	D	F	D	D	D	F	F	D	F	D	D	F
4:45 PM	C	D	F	F	F	F	E	F	D	F	F	D	F	F	F	D	F	F	F	F	F	F	D	F	F
5:00 PM	E	F	F	F	F	F	D	D	D	C	F	D	F	D	F	D	C	D	F	F	F	D	D	D	F
5:15 PM	F	F	F	F	F	F	E	F	D	C	F	D	F	D	F	D	D	D	F	F	F	D	D	D	F
5:30 PM	F	F	F	F	F	F	D	D	D	C	F	D	F	C	F	D	D	D	F	F	C	F	D	D	F
5:45 PM	F	F	F	F	F	F	E	F	D	F	F	E	F	F	F	F	C	F	F	F	F	F	D	F	F
6:00 PM	F	F	F	F	F	F	E	D	C	F	F	D	F	F	F	F	C	F	F	F	F	F	D	F	F
6:15 PM	F	F	F	F	F	F	D	D	C	C	F	D	D	F	F	E	D	D	F	F	F	F	D	D	F

SEGMENT	92	93	94	95	96	97	98	99	100	101	102	103	104	105	106	107	108	109	110	111	112	113	114	115	116	
Segment Length (ft)	1,500	1,050	1,500	600	1,500	1,545	3,000	540	3,680	1,500	500	2,000	4,255	2,000	900	1,500	2,900	1,500	6,630	3,000	600	1,500	2,565	1,500	900	
Number of lanes	2	2	2	2	2	2	3	2	2	2	2	3	2	3	2	2	2	2	2	3	2	2	2	2	2	
Free Flow Speed (mph)	70	70	70	70	70	70	70	70	70	70	70	70	70	70	70	70	70	70	70	70	70	70	70	70	70	
Segment demand (vph)	3,578	2,500	3,297	3,297	4,104	4,104	4,745	3,762	2,998	3,683	3,683	4,664	3,625	4,664	3,738	3,738	2,869	3,595	3,595	4,511	3,780	3,780	2,614	3,603	3,603	
On-Ramp demand (vph)			797		807		641			685		981		1,039				726			916				989	
Off-Ramp demand (vph)	1,078						983	764				1,039		926		869					731		1,166			
Ramp-to-Ramp demand (vph)							513					981		926							715					
Travel time per vehicle (min)	0.68	1.20	0.91	0.37	0.33	0.62	0.68	0.11	0.83	0.31	0.15	0.42	1.44	0.48	0.33	0.31	0.58	0.32		2.20	0.73	0.23	0.31	0.56	0.32	
VMTD Veh-miles (Demand)	1,016	497	937	375	1,166	1,201	2,696	385	2,090	1,046	349	1,767	2,921	1,767	637	1,062	1,576	1,021		4,514	2,563	430	1,074	1,270	614	
VMTV Veh-miles (Volume)	888	429	838	335	1,067	1,099	2,499	356	1,929	981	327	1,679	2,864	1,734	625	1,041	1,546	1,006		4,446	2,530	424	1,059	1,251	607	
VHT travel (hrs)	35.46	43.04	44.73	18.41	20.46	38.51	49.98	6.45	38.50	18.03	8.80	31.00	85.30	36.86	20.13	18.97	27.03	18.82		129.99	54.18	14.41	19.53	23.92	19.04	
VHD delay (hrs)	22.78	36.91	32.75	13.62	5.22	22.80	14.28	1.36	10.95	4.02	4.13	7.01	44.38	12.09	11.20	4.10	4.94	4.45		66.47	18.04	8.36	4.40	6.05	4.57	
Space mean speed (mph)	25	10	19	18	52	29	50	55	50	54	37	54	34	47	31	55	57	53		34	47	29	54	52	34	
Segment density (veh/mi/lane)	62	108	79	81	28	66	31	28	28	24	46	28	53	32	59	30	25	26		52	32	63	30	25	27	
Segment density (pc/mi/lane)	72	124	91	93	32	76	36	33	32	28	53	32	61	37	68	34	28	30		60	37	73	34	28	31	
Tolled Express Lane	TEL-W TEL-OFR TEL-ONR TEL-W																									
Space mean speed (mph)	70	70	70	70	70	70	50	62	70	70	70	54	70	47	65	70	70	70	70	70	47	61	69	70	70	
Travel time per vehicle (min)	0.24	0.17	0.24	0.10	0.24	0.25	0.68	0.10	0.60	0.24	0.08	0.42	0.69	0.48	0.16	0.25	0.47	0.24		1.08	0.73	0.11	0.25	0.42	0.24	
Volume (vph)	648	648	648	648	648	648	513	985	985	985	985	981	1,039	926	926	926	926	926		926	715	732	732	732	732	
Level of Service (LOS)	A	A	A	A	A	A	A	B	B	B	B	C	B	C	B	B	B	B	B	B	B	A				

SEGMENT	117	118	119	120	121	122	123	124	125	126	127	128	129	130	131	
Segment Length (ft)	2,000	4,840	2,000	500	1,500	535	2,000	775	715	1,160	700	420	750	1,500	2,700	276,955
Number of lanes	3	2	3	2	2	2	3	2	2	2	2	3	2	2	2	
Free Flow Speed (mph)	70	70	70	70	70	70	70	70	70	70	70	70	70	70	70	
Segment demand (vph)	4,522	3,508	4,522	3,720	3,720	2,669	3,461	3,673	3,673	3,673	2,952	2,988	1,702	2,123	2,123	
On-Ramp demand (vph)	1,014		802		1,051					721		1,286				
Off-Ramp demand (vph)	986		1,014				792	212				36		421		
Ramp-to-Ramp demand (vph)	986		802									1				
Travel time per vehicle (min)	0.41	1.38	0.43	0.17	0.33	0.11	0.44	0.16	0.15	0.25	0.15	0.10	0.14	0.31	0.54	74.47
VMTD Veh-miles (Demand)	1,713	3,216	1,713	352	1,057	270	1,311	539	497	807	391	238	242	603	1,086	214,595
VMTV Veh-miles (Volume)	1,713	3,216	1,713	352	1,057	270	1,311	539	497	807	391	238	242	603	1,086	208,412
VHT travel (hrs)	31.28	80.86	32.17	10.26	20.30	5.10	25.29	9.58	9.25	15.01	7.41	5.05	4.10	10.80	19.23	4,875.32
VHD delay (hrs)	6.81	34.92	7.70	5.23	6.47	1.23	6.56	1.88	2.14	3.48	1.82	1.66	0.65	2.19	3.72	2,486.22
Space mean speed (mph)	55	40	53	34	52	53	52	56	54	54	53	47	59	56	56	43
Segment density (veh/mi/lane)	27	44	28	54	29	25	22	29	34	27	28	20	14	18	19	35
Segment density (pc/mi/lane)	30	50	31	61	33	28	24	32	38	29	30	22	17	20	22	40
Tolled Express Lane	TEL-ONR		TEL-OFR				TEL-OFR		GP	GP	GP	GP	GP	GP	GP	TEL
Space mean speed (mph)	55	70	53	70	69	62	52	56	54	54	53	47	59	56	56	63
Travel time per vehicle (min)	0.41	0.79	0.43	0.08	0.25	0.10	0.44	0.16	0.15	0.25	0.15	0.10	0.14	0.31	0.54	55.83
Volume (vph)	986	1,015	802	792	792	792	-	-	-	-	-	-	-	-	-	18.63
Level of Service (LOS)	C	B	B	B	B	B										

4:30 PM	C	D	C	E	D	C	B	C	C	C	C	B	B	B	B	
4:45 PM	D	F	D	F	D	C	C	D	D	C	D	B	B	B	C	
5:00 PM	D	F	D	F	D	D	C	D	D	D	D	C	B	B	C	
5:15 PM	D	F	D	F	F	D	C	D	D	D	D	C	B	C	C	
5:30 PM	D	F	D	F	D	D	C	D	D	D	D	C	B	C	C	
5:45 PM	D	F	D	F	D	D	C	D	D	D	D	C	B	C	C	
6:00 PM	D	F	D	F	F	E	C	D	D	D	D	C	B	C	C	
6:15 PM	E	F	E	F	F	C	C	F	F	F	F	C	B	C	C	

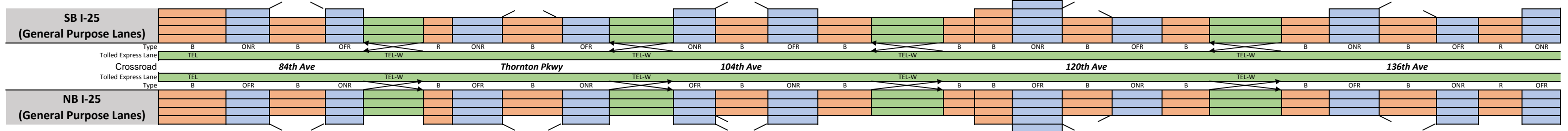


4:30 PM	D	F	D	F	C	D	C	C	F	D	D	C	C	B	D	
4:45 PM	D	F	C	F	F	E	C	F	F	F	D	C	C	C	D	
5:00 PM	C	F	C	F	C	C	B	C	F	D	C	B	B	B	C	
5:15 PM	D	F	D	F	C	D	C	D	F	D	D	C	C	B	C	
5:30 PM	D	F	D	F	C	D	B	C	E	D	C	C	B	B	C	
5:45 PM	D	F	F	F	F	D	C	F	F	F	D	C	C	C	D	
6:00 PM	D	F	F	F	F	D	C	D	F	E	D	C	C	C	D	
6:15 PM	C	F	F	F	C	D	C	D	F	D	D	C	B	B	D	

SEGMENT	117	118	119	120	121	122	123	124	125	126	127	128	129	130	131	
Segment Length (ft)	2,000	4,840	2,000	740	1,500	525	2,000	1,165	570	750	510	840	550	1,500	2,700	277,130
Number of lanes	3	2	3	2	2	2	3	2	2	2	2	2	2	2	2	
Free Flow Speed (mph)	70	70	70	70	70	70	70	70	70	70	70	70	70	70	70	
Segment demand (vph)	4,342	3,552	4,343	3,707	3,707	2,779	3,401	3,641	3,641	3,641	2,628	2,628	1,898	2,483	2,483	
On-Ramp demand (vph)	739		791				622	240						585		
Off-Ramp demand (vph)	790		636		928					1,013		730				
Ramp-to-Ramp demand (vph)	739		636													
Travel time per vehicle (min)	0.42	1.57	0.45	0.26	0.31	0.11	0.35	0.24	0.17	0.16	0.11	0.19	0.11	0.30	0.56	101.25
VMTD Veh-miles (Demand)	1,645	3,256	1,645	520	1,053	276	1,288	803	393	517	254	418	198	705	1,270	255,115
VMTV Veh-miles (Volume)	1,630	3,226	1,619	510	1,035	272	1,271	794	388	511	251	413	195	699	1,257	219,488
VHT travel (hrs)	29.77	92.19	32.21	16.01	18.89	5.09	19.73	14.68	10.11	9.36	4.64	8.21	3.31	12.18	22.77	6,959.90
VHD delay (hrs)	6.49	46.10	9.08	8.72	4.11	1.21	1.57	3.34	4.56	2.06	1.06	2.31	0.52	2.20	4.80	5,236.99
Space mean speed (mph)	55	35	50	32	55	53	64	54	38	55	54	50	59	57	55	32
Segment density (veh/mi/lane)	26	50	28	57	20	25	17	25	47	30	24	19	16	17	22	50
Segment density (pc/mi/lane)	30	58	32	66	23	29	19	28	53	34	27	22	17	19	25	57
Tolled Express Lane	TEL-OFR		TEL-ONR				TEL-ONR		GP	GP	GP	GP	GP	GP	GP	TEL
Space mean speed (mph)	55	70	50	64	69	70	64	54	38	55	54	50	59	57	55	60
Travel time per vehicle (min)	0.42	0.79	0.45	0.13	0.25	0.09	0.35	0.24	0.17	0.16	0.11	0.19	0.11	0.30	0.56	78.88
Volume (vph)	739	791	636	636	636	636	-	-	-	-	-	-	-	-	-	22.37
Level of Service (LOS)	B	B	B	A	A	A										

SEGMENT	1	2	3	4	5	6	7	8	9	10	11	12	13	14	15	16	17	18	19	20	21	22	23	24	25	26	27	28	
Segment Length (ft)	2,700	1,500	1,865	1,100	2,530	715	750	1,835	750	2,900	1,045	1,735	1,010	2,190	3,100	95	800	1,500	1,575	1,500	1,400	3,000	1,315	1,500	2,095	750	1,390	750	
Number of lanes	4	4	3	3	4	3	3	3	3	4	3	3	3	3	4	3	4	3	3	3	3	4	3	3	3	3	3	3	
Free Flow Speed (mph)	60	60	60	60	60	60	60	60	60	60	60	60	60	60	60	60	60	60	65	65	65	65	65	65	65	65	65	65	
Segment demand (vph)	6,309	6,309	5,059	5,674	6,852	5,288	5,288	4,193	4,799	6,364	4,929	3,763	4,609	4,609	6,044	4,842	4,842	4,842	3,490	4,633	4,633	5,837	4,987	4,987	3,744	4,128	4,128	4,128	
On-Ramp demand (vph)		1,250			1,564		1,095			1,435	1,166				1,202			1,352				850		1,243				861	
Off-Ramp demand (vph)				615	1,178				606		1,565		846		1,435					1,143		1,204				384			
Ramp-to-Ramp demand (vph)																													
Travel time per vehicle (min)	0.74	0.29	0.53	0.24	0.87	0.20	0.18	0.48	0.17	0.78	0.24	0.43	0.22	0.61	0.85	0.03	0.19	0.34	0.35	0.31	0.37	0.74	0.39	0.33	0.48	0.15	0.29	0.16	
VMTD Veh-miles (Demand)	3,226	1,792	1,787	1,182	3,283	716	751	1,457	682	3,495	976	1,237	882	1,912	3,549	87	734	1,376	1,041	1,316	1,228	3,316	1,242	1,417	1,486	586	1,087	586	
VMTV Veh-miles (Volume)	3,050	1,694	1,665	1,101	3,058	708	744	1,458	682	3,496	976	1,237	882	1,913	3,550	87	734	1,376	1,042	1,317	1,229	3,319	1,243	1,418	1,487	587	1,088	587	
VHT travel (hrs)	73.16	28.88	41.91	21.45	92.99	17.17	15.44	33.55	13.22	82.72	19.97	26.82	17.14	47.20	85.83	2.27	15.68	27.45	20.41	24.21	28.93	72.02	32.41	27.24	29.99	10.65	20.31	10.96	
VHD delay (hrs)	22.33	0.64	14.16	3.10	160.95	5.36	20.09	9.26	1.86	24.45	3.71	6.20	2.44	15.33	26.66	0.82	3.45	4.51	4.38	3.95	10.02	20.96	13.29	5.43	7.11	1.62	3.57	1.93	
Space mean speed (mph)	42	59	40	51	33	41	48	43	52	42	49	46	51	41	41	38	47	50	51	54	42	46	38	52	50	55	54	54	
Segment density (veh/mi/lane)	36	25	40	34	49	42	36	32	31	37	34	27	30	38	36	42	26	32	23	28	36	31	43	32	25	25	26	26	
Segment density (pc/mi/lane)	41	29	45	39	57	49	42	37	36	42	39	31	34	44	41	48	30	37	26	33	42	36	50	37	29	29	30	30	
Tolled Express Lane	TEL				TEL-W					TEL-W					TEL-W						TEL-W								
Space mean speed (mph)	42	60	60	55	33	60	60	60	55	42	60	60	60	59	41	60	60	60	65	65	63	46	65	65	65	65	65	65	
Travel time per vehicle (min)	0.74	0.28	0.35	0.23	0.87	0.14	0.14	0.35	0.16	0.78	0.20	0.33	0.19	0.42	0.85	0.02	0.15	0.28	0.28	0.26	0.25	0.74	0.23	0.26	0.37	0.13	0.24	0.13	
Volume (vph)	1,179	1,179	1,179	1,179	1,006	1,564	1,564	1,564	1,564	1,298	1,435	1,435	1,435	1,435	1,025	1,202	1,202	1,202	1,202	1,202	1,202	738	849	849	849	849	849	849	
Level of Service (LOS)	D	C	C	C	D	D	D	D	D	D	C	C	C	C	C	C	C	C	C	C	C	B	B	B	B	B	B	B	

6:45 AM	D	C	D	C	E	C	C	C	C	D	C	C	C	D	D	D	C	B	C	D	E	D	E	C	C	D	D	C
7:00 AM	E	D	F	C	F	D	D	D	D	E	D	C	C	E	E	E	D	B	C	D	E	E	F	D	D	D	D	C
7:15 AM	E	D	E	C	F	D	D	D	D	E	C	D	C	E	E	E	D	B	C	D	E	E	F	D	D	D	D	C
7:30 AM	E	D	F	F	F	F	D	E	D	E	D	D	C	E	E	F	D	C	D	D	F	E	F	D	D	E	E	C
7:45 AM	E	D	F	F	F	F	F	E	D	F	D	D	C	F	E	F	D	C	D	D	E	E	F	D	D	D	D	C
8:00 AM	E	D	E	F	F	F	F	E	D	F	D	D	C	F	E	F	D	C	D	D	E	D	F	D	D	D	D	C
8:15 AM	E	D	F	F	F	F	D	E	D	E	D	D	C	E	E	F	D	B	D	D	E	D	E	C	D	D	D	C
8:30 AM	E	D	F	C	F	E	D	E	D	E	D	D	C	E	E	F	D	C	D	D	E	D	E	C	D	D	D	C



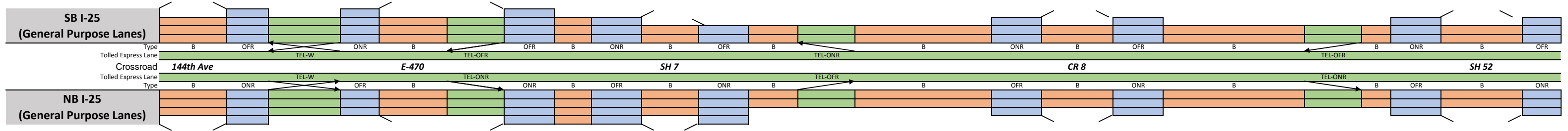
6:45 AM	C	B	B	B	B	A	B	B	B	B	C	C	D	B	D	C	A	C	C	C	B	C	C	C	C	C	C	C
7:00 AM	C	C	C	C	C	C	B	C	C	C	C	D	C	E	C	C	B	C	C	C	D	C	D	D	C	C	C	C
7:15 AM	C	C	C	C	C	C	B	C	C	C	C	D	C	D	C	A	C	C	C	D	B	D	C	C	C	C	C	C
7:30 AM	C	C	D	C	C	C	B	D	C	C	C	D	C	E	C	E	C	B	C	C	D	B	D	D	C	C	C	C
7:45 AM	D	C	D	C	C	C	B	D	C	C	C	D	C	E	C	E	C	B	C	C	D	C	D	C	C	C	C	C
8:00 AM	D	C	E	D	D	D	B	D	C	D	C	D	C	E	C	E	D	B	D	C	E	C	E	D	D	C	D	D
8:15 AM	D	C	D	D	D	D	B	D	C	D	C	D	C	E	C	E	D	B	D	C	D	C	E	D	D	C	C	C
8:30 AM	D	C	D	D	D	D	B	E	C	D	C	D	C	E	C	E	D	B	D	C	D	C	E	D	D	C	C	C

SEGMENT	1	2	3	4	5	6	7	8	9	10	11	12	13	14	15	16	17	18	19	20	21	22	23	24	25	26	27	28	
Segment Length (ft)	2,700	1,100	1,875	750	2,200	170	1,500	2,180	1,350	2,450	995	1,700	1,500	1,765	3,000	310	715	1,500	1,525	1,500	1,400	3,000	1,380	1,500	2,040	1,015	1,070	745	
Number of lanes	4	4	3	3	4	4	3	3	3	4	3	3	3	3	4	3	4	3	3	3	3	4	3	3	3	3	3	3	
Free Flow Speed (mph)	60	60	60	60	60	60	60	60	60	60	60	60	60	60	60	60	60	60	65	65	65	65	65	65	65	65	65	65	
Segment demand (vph)	4,503	4,503	3,510	4,059	4,406	4,051	4,051	3,481	4,071	4,427	4,081	3,429	4,149	4,149	4,494	4,193	4,193	4,193	3,142	3,933	3,933	4,234	4,019	4,019	3,337	3,942	3,942	3,942	
On-Ramp demand (vph)				549	347				590		356		720		345					791		301			605				
Off-Ramp demand (vph)		993			355		570			346	652				301			1,051				215		682				753	
Ramp-to-Ramp demand (vph)																													
Travel time per vehicle (min)	0.64	0.21	0.46	0.17	0.53	0.04	0.33	0.53	0.31	0.59	0.22	0.41	0.34	0.46	0.62	0.08	0.17	0.33	0.33	0.32	0.33	0.57	0.33	0.31	0.45	0.21	0.23	0.15	
VMTD Veh-miles (Demand)	2,303	938	1,246	577	1,836	130	1,151	1,437	1,041	2,054	769	1,104	1,179	1,387	2,553	246	568	1,191	907	1,117	1,043	2,406	1,050	1,142	1,289	758	799	556	
VMTV Veh-miles (Volume)	2,303	938	1,246	577	1,836	130	1,151	1,437	1,041	2,054	769	1,104	1,179	1,387	2,553	246	568	1,191	907	1,117	1,043	2,406	1,050	1,142	1,289	758	799	556	
VHT travel (hrs)	48.36	15.78	26.69	11.63	38.72	2.66	22.17	30.58	20.87	43.36	14.82	23.28	23.63	31.70	46.43	5.67	11.64	23.17	17.30	20.90	21.63	40.09	22.07	20.67	25.01	14.09	14.85	10.16	
VHD delay (hrs)	9.98	0.15	5.92	2.02	8.12	0.49	2.99	6.63	3.52	9.12	2.01	4.88	3.98	8.59	3.87	1.56	2.18	3.32	3.34	3.71	5.58	3.08	5.91	3.11	5.17	2.43	2.56	1.61	
Space mean speed (mph)	48	59	47	50	47	49	52	47	50	47	52	47	50	44	55	43	49	51	52	53	48	60	48	55	52	54	54	55	
Segment density (veh/mi/lane)	24	19	25	27	23	21	26	25	27	23	26	24	28	32	20	32	21	27	20	25	27	18	28	24	22	24	24	24	
Segment density (pc/mi/lane)	27	22	29	31	26	24	30	28	31	27	30	28	32	36	23	37	25	31	23	28	31	20	32	28	25	28	28	28	
Tolled Express Lane	TEL				TEL-W					TEL-W					TEL-W						TEL-W								
Space mean speed (mph)	48	58	60	60	47	50	59	60	60	47	57	60	60	60	55	57	59	60	65	65	65	60	64	65	65	65	65	65	
Travel time per vehicle (min)	0.64	0.22	0.36	0.14	0.53	0.04	0.29	0.41	0.26	0.59	0.20	0.32	0.28	0.33	0.62	0.06	0.14	0.28	0.27	0.26	0.24	0.57	0.24	0.26	0.36	0.18	0.19	0.13	
Volume (vph)	347	347	347	347	325	355	355	355	355	323	345	345	345	345															

SEGMENT	29	30	31	32	33	34	35	36	37	38	39	40	41	42	43	44	45	46	47	48	49	50	51		
Segment Length (ft)	2,720	1,280	3,000	1,280	3,650	2,000	750	685	750	2,535	1,500	520	2,000		7,390	1,500	2,750	1,500		7,610	2,000	295	1,500	3,030	1,500
Number of lanes	3	3	4	3	3	4	3	3	3	2	2	2	3		2	2	2	2		2	3	2	2	2	2
Free Flow Speed (mph)	65	65	65	65	70	70	70	70	70	70	70	70	70		70	70	70	70		70	70	70	70	70	70
Segment demand (vph)	3,267	3,712	4,561	3,814	3,578	4,326	3,983	3,983	3,983	3,178	3,741	3,741	4,335		3,559	3,559	3,079	3,295		3,295	4,067	3,441	3,441	2,595	2,894
On-Ramp demand (vph)			747	236			594			805			776			480						626		846	
Off-Ramp demand (vph)		445	849			748	251				563		594					216				776			299
Ramp-to-Ramp demand (vph)																									
Travel time per vehicle (min)	0.59	0.26	0.68	0.27	0.76	0.41	0.14	0.15	0.13	0.66	0.31	0.21	0.50		2.44	0.32	0.69	0.30		2.11	0.42	0.10	0.31	0.68	0.30
VMTD Veh-miles (Demand)	1,683	900	2,591	925	2,473	1,639	566	517	566	1,526	1,063	368	1,642		4,981	1,011	1,604	936		4,749	1,541	192	978	1,489	822
VMTV Veh-miles (Volume)	1,686	901	2,596	926	2,478	1,642	567	518	567	1,530	1,066	370	1,646		4,981	1,011	1,604	936		4,749	1,541	192	978	1,489	822
VHT travel (hrs)	32.33	16.19	51.44	17.21	45.64	29.43	9.50	10.06	8.32	35.32	19.20	12.88	36.22		144.63	18.69	35.36	16.63		115.69	28.34	5.62	17.67	29.45	14.66
VHD delay (hrs)	6.40	2.33	11.51	2.95	10.23	5.97	1.40	2.66	0.22	13.45	3.97	7.60	12.70		73.47	4.25	12.45	3.26		47.85	6.33	2.88	3.70	8.17	2.91
Space mean speed (mph)	52	56	50	54	54	56	60	51	68	43	56	29	45		34	54	45	56		41	54	34	55	51	56
Segment density (veh/mi/lane)	21	22	22	24	22	19	22	26	20	37	29	65	32		52	24	34	25		40	24	50	21	26	21
Segment density (pc/mi/lane)	24	26	25	27	25	22	26	30	22	42	33	75	37		59	28	39	28		46	28	59	24	30	24

Tolled Express Lane	TEL-W					TEL-OFR					TEL-ONR					TEL-OFR									
Space mean speed (mph)	65	63	50	66	70	56	70	70	70	70	69	59	45	70	70	70	70	70	70	54	70	70	70	70	69
Travel time per vehicle (min)	0.48	0.23	0.68	0.22	0.59	0.41	0.12	0.11	0.12	0.41	0.25	0.10	0.50	1.20	0.24	0.45	0.24	1.24	0.42	0.05	0.24	0.49	0.25	0.25	
Volume (vph)	849	849	684	748	748	594	594	594	594	594	594	594	594	775	775	775	775	775	775	626	625	625	625	625	
Level of Service (LOS)	B	B	B	B	A	A	A	A	A	A	A	A	B	B	B	B	B	B	B	B	A	A	A	A	

6:45 AM	C	C	C	B	C	C	C	D	C	E	D	F	D	F	C	E	C	E	C	F	C	D	C	
7:00 AM	C	C	C	C	C	C	C	D	C	E	F	F	D	F	D	E	D	F	F	D	F	C	D	C
7:15 AM	C	C	C	C	C	C	C	D	C	E	D	F	D	F	C	E	D	F	F	D	F	C	D	C
7:30 AM	C	C	C	C	C	C	C	D	C	E	D	F	D	F	D	E	D	F	F	D	F	C	D	C
7:45 AM	C	C	C	C	C	C	C	D	C	E	F	F	F	F	D	E	D	F	F	D	F	C	D	C
8:00 AM	C	C	C	C	C	C	C	D	C	E	D	F	D	F	C	E	C	E	C	F	C	D	C	
8:15 AM	C	C	B	B	C	B	C	D	C	E	D	F	C	F	C	E	C	E	C	E	C	D	C	
8:30 AM	C	C	B	B	C	B	C	D	C	E	D	F	C	F	C	E	C	E	C	E	C	D	C	

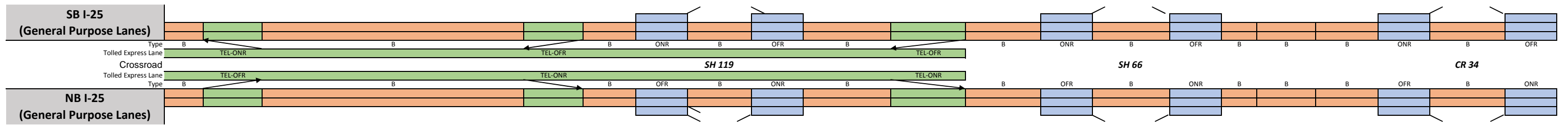


6:45 AM	C	B	B	C	C	B	B	B	B	B	E	C	D	C	C	B	D	C	D	C	C	C	B
7:00 AM	C	C	B	C	C	B	B	C	B	C	F	C	C	D	C	C	E	C	E	C	C	C	B
7:15 AM	C	B	B	C	C	B	B	C	B	C	F	C	C	D	C	C	D	C	E	C	C	C	B
7:30 AM	C	C	B	C	C	B	B	C	B	C	F	C	C	D	E	C	E	C	E	D	C	C	B
7:45 AM	C	C	B	C	C	B	C	C	B	C	F	C	C	D	D	C	E	C	E	C	C	C	B
8:00 AM	C	C	B	C	C	B	B	C	B	C	F	C	C	D	D	C	E	C	E	C	C	C	B
8:15 AM	C	C	B	C	C	B	B	C	B	C	F	C	C	D	E	C	E	C	E	D	C	C	B
8:30 AM	C	B	B	C	C	B	B	C	B	C	E	C	C	D	C	C	D	C	D	C	C	C	B

SEGMENT	29	30	31	32	33	34	35	36	37	38	39	40	41	42	43	44	45	46	47	48	49	50	51		
Segment Length (ft)	2,714	935	2,976	750	2,725	2,000	1,500	645	1,500	2,005	1,500	1,470	2,000		7,240	1,500	2,955	1,500		7,555	2,000	155	1,500	3,580	750
Number of lanes	3	3	4	3	3	4	3	4	3	3	3	2	3		2	2	2	2		2	3	2	2	2	2
Free Flow Speed (mph)	65	65	65	65	70	70	70	70	70	70	70	70	70		70	70	70	70		70	70	70	70	70	70
Segment demand (vph)	3,189	3,637	3,854	3,659	3,538	3,732	3,932	3,932	3,932	2,957	3,454	3,454	3,597		3,194	3,194	2,771	3,000		3,000	3,404	3,067	3,067	2,212	2,589
On-Ramp demand (vph)		448	217			194	344			497			143								404				377
Off-Ramp demand (vph)			195	121		144			975				403		423						337		855		
Ramp-to-Ramp demand (vph)																									
Travel time per vehicle (min)	0.59	0.20	0.56	0.15	0.57	0.40	0.29	0.13	0.29	0.40	0.29	0.46	0.42		1.93	0.31	0.67	0.30		1.85	0.40	0.04	0.31	0.73	0.15
VMTD Veh-miles (Demand)	1,639	644	2,172	520	1,826	1,414	1,117	480	1,117	1,123	981	962	1,363		4,380	907	1,551	852		4,293	1,289	90	871	1,500	368
VMTV Veh-miles (Volume)	1,639	644	2,172	520	1,826	1,414	1,117	480	1,117	1,123	981	962	1,363		4,380	907	1,551	852		4,293	1,289	90	871	1,500	368
VHT travel (hrs)	31.26	11.91	36.20	9.25	33.47	24.64	19.31	8.35	19.28	19.55	16.72	26.30	25.15		102.53	16.26	31.05	15.12		92.31	22.93	1.99	15.88	26.90	6.32
VHD delay (hrs)	6.04	2.00	2.78	1.26	7.39	4.44	3.35	1.49	3.32	3.51	2.70	12.56	5.68		39.97	3.29	8.90	2.95		30.99	4.51	0.70	3.43	5.48	1.06
Space mean speed (mph)	52	54	60	56	55	57	58	58	58	57	59	37	54		43	56	50	56		47	56	45	55	56	58
Segment density (veh/mi/lane)	20	22	16	22	22	16	23	17	23	17	20	47	22		37	25	28	20		32	20	34	24	20	14
Segment density (pc/mi/lane)	23	26	18	25	25	19	27	20	26	20	23	54	25		43	29	32	23		37	23	39	28	23	17
Tolled Express Lane	TEL-W					TEL-ONR					TEL-OFR					TEL-ONR									
Space mean speed (mph)	65	65	60	64	70	57	69	70	70	70	70	70	54		70	70	70	70		70	56	59	69	70	70
Travel time per vehicle (min)	0.47	0.16	0.56	0.13	0.44	0.40	0.25	0.11	0.24	0.33	0.24	0.24	0.42		1.18	0.24	0.48	0.24		1.23	0.40	0.03	0.25	0.58	0.12
Volume (vph)	216	216	167	195	195	144	144	144	144	144	144	144	143		404	404	404	404		404	337	337	337	337	337
Level of Service (LOS)	A	A	A	A	A	A	A	A	A	A	A	A	A		A	A	A	A		A	A	A	A	A	A

SEGMENT	52	53	54	55	56	57	58	59	60	61	62	63	64	65	66	67	68	69	70	71	
Segment Length (ft)	400	2,000		14,995	2,000	745	750	4,315	1,500	3,500	3,000	3,240	1,500	2,995	1,500	490	2,000	2,280	1,500	2,995	1,500
Number of lanes	2	3		2	3	2	2	2	2	2	3	2	2	2	2	2	2	2	2	2	2
Free Flow Speed (mph)	70	70		70	70	70	70	70	70	70	70	70	70	70	70	70	70	70	70	70	70
Segment demand (vph)	2,894	3,519		2,886	3,518	3,142	3,142	1,813	2,584	2,584	2,960	2,956	2,374	2,639	2,639	2,639	2,639	2,639	2,340	2,446	
On-Ramp demand (vph)		633			376		1,329				4	582							299		
Off-Ramp demand (vph)		625			632				771		376				265						106
Ramp-to-Ramp demand (vph)																					
Travel time per vehicle (min)	0.10	0.40		3.69	0.42	0.21	0.15	0.85	0.31	0.78	0.62	0.78	0.30	0.63	0.30	0.11	0.44	0.50	0.30	0.62	0.30
VMTD Veh-miles (Demand)	219	1,333		8,196	1,333	443	446	1,482	734	1,713	1,682	1,814	840	1,347	750	245	1,000	1,140	750	1,327	695
VMTV Veh-miles (Volume)	219	1,333		8,196	1,333	443	446	1,482	734	1,713	1,682	1,814	840	1,347	750	245	1,000	1,140	750	1,327	695
VHT travel (hrs)	4.76	23.58		177.29	24.48	10.76	8.07	25.70	13.33	33.76	30.60	38.42	14.96	24.76	13.35	4.74	19.37	22.08	13.32	24.29	12.30
VHD delay (hrs)	1.62	4.54		60.20	5.45	4.42	1.69	4.54	2.84	9.29	6.58	12.50	2.96	5.53	2.64	1.25	5.09	5.80	2.61	5.33	2.37
Space mean speed (mph)	46	57		46	54	41	55	58	55	51	55	47	56	54	56	52	52	52	56	55	57
Segment density (veh/mi/lane)	31	20		31	21	38	22	16	20	25	18	31	21	22	21	26	26	26	20	21	20
Segment density (pc/mi/lane)	37	24		36	25	45	26	19	24	30	20	36	24	25	24	29	29	29	23	25	23
Tolled Express Lane	TEL-ONR		TEL-OFR							TEL-OFR			GP	GP	GP	GP	GP	GP	GP	GP	GP
Space mean speed (mph)	63	57		70	54	70	70	70	70	70	55	47	56	54	56	52	52	52	56	55	57
Travel time per vehicle (min)	0.07	0.40		2.43	0.42	0.12	0.12	0.70	0.24	0.57	0.62	0.78	0.30	0.63	0.30	0.11	0.44	0.50	0.30	0.62	0.30
Volume (vph)	625	625		631	376	376	376	376	376	376	-	-	-	-	-	-	-	-	-	-	-
Level of Service (LOS)	A	B		A	A	A	A	A	A	A											

6:45 AM	D	C		D	C	E	C	B	C	C	B	D	C	C	B	C	C	C	B	B	B
7:00 AM	E	C		E	C	F	C	C	C	D	B	D	C	C	C	D	D	D	C	C	C
7:15 AM	E	C		E	C	F	C	C	C	D	C	E	C	D	D	D	D	D	C	D	C
7:30 AM	E	C		E	C	F	C	C	C	D	C	E	C	D	D	D	D	D	C	C	C
7:45 AM	E	C		D	C	E	C	B	C	D	C	E	C	C	D	D	D	D	C	C	C
8:00 AM	D	C		D	C	E	C	B	C	D	B	D	C	C	D	D	D	D	C	C	C
8:15 AM	D	C		D	C	E	C	B	C	D	B	D	C	C	B	C	C	C	B	C	B
8:30 AM	D	B		D	C	D	C	B	B	C	B	C	B	C	C	C	C	C	B	C	B

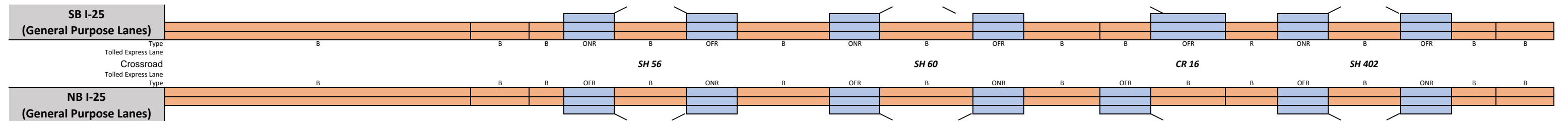


6:45 AM	C	B		C	B	C	B	B	B	C	B	C	B	B	C	C	C	C	C	C	C
7:00 AM	D	B		D	B	D	B	C	C	D	B	D	C	C	D	D	D	D	C	D	C
7:15 AM	C	B		C	B	D	B	B	B	C	B	D	C	C	B	D	D	D	C	C	C
7:30 AM	D	C		D	C	D	B	C	C	D	B	D	C	C	C	D	D	D	C	D	C
7:45 AM	D	B		D	B	D	B	B	B	C	B	D	C	C	C	D	D	D	C	D	C
8:00 AM	D	B		D	B	D	B	C	C	D	B	D	C	C	C	D	D	D	C	D	C
8:15 AM	D	C		D	C	D	B	C	C	D	B	D	C	C	C	D	D	D	C	D	C
8:30 AM	D	B		D	B	D	B	C	B	C	B	D	C	C	C	D	D	D	C	D	C

SEGMENT	52	53	54	55	56	57	58	59	60	61	62	63	64	65	66	67	68	69	70	71	
Segment Length (ft)	735	2,000		15,000	2,000	1,635	1,500	2,325	1,500	3,850	3,000	3,040	1,500	3,185	1,500	500	2,000	2,245	1,500	3,035	1,500
Number of lanes	2	3		2	3	2	2	2	2	2	3	2	2	2	2	2	2	2	2	2	2
Free Flow Speed (mph)	70	70		70	70	70	70	70	70	70	70	70	70	70	70	70	70	70	70	70	70
Segment demand (vph)	2,589	2,926		2,581	2,928	2,692	2,692	1,862	2,439	2,439	2,675	2,675	2,675	2,238	2,692	2,692	2,692	2,692	2,692	2,563	2,667
On-Ramp demand (vph)		337			347				577		236				454						104
Off-Ramp demand (vph)		345			236		830					437									
Ramp-to-Ramp demand (vph)																					
Travel time per vehicle (min)	0.16	0.39		3.26	0.40	0.37	0.31	0.46	0.30	0.81	0.61	0.67	0.31	0.65	0.30	0.11	0.44	0.50	0.30	0.65	0.30
VMTD Veh-miles (Demand)	360	1,108		7,332	1,109	834	765	820	693	1,778	1,520	1,540	760	1,350	765	255	1,020	1,145	765	1,473	758
VMTV Veh-miles (Volume)	360	1,108		7,332	1,109	834	765	820	693	1,778	1,520	1,540	760	1,350	765	255	1,020	1,145	765	1,473	758
VHT travel (hrs)	6.91	19.24		140.44	19.56	16.38	13.92	14.12	12.13	33.11	27.02	29.85	13.62	24.18	13.42	4.96	19.82	22.25	13.55	27.84	13.54
VHD delay (hrs)	1.77	3.40		35.69	3.72	4.47	3.00	2.41	2.23	7.70	5.31	7.85	2.76	4.89	2.50	1.31	5.26	5.90	2.62	6.80	2.72
Space mean speed (mph)	52	58		52	57	51	55	58	57	54	56	52	56	56	57	51	51	51	56	53	56
Segment density (veh/mi/lane)	25	17		25	17	26	13	16	17	23	16	26	21	20	18	26	26	26	22	24	21
Segment density (pc/mi/lane)	29	19		28	20	30	15	18	20	26	18	30	23	23	21	30	30	30	25	28	24
Tolled Express Lane	TEL-OFR		TEL-ONR							TEL-ONR			GP	GP	GP	GP	GP	GP	GP	GP	GP
Space mean speed (mph)	70	58		70	57	69	70	70	70	70	56	52	56	56	57	51	51	51	56	53	56
Travel time per vehicle (min)	0.12	0.39		2.44	0.40	0.27	0.24	0.38	0.24	0.63	0.61	0.67	0.31	0.65	0.30	0.11	0.44	0.50	0.30	0.65	0.30
Volume (vph)	337	337		346	236	236	236	236	236	236	-	-	-	-	-	-	-	-	-	-	-
Level of Service (LOS)	A	A		A	A	A	A	A	A	A											

SEGMENT	72	73	74	75	76	77	78	79	80	81	82	83	84	85	86	87	88	89	90
Segment Length (ft)	18,155	2,000	425	1,500	3,020	1,500	4,340	1,500	3,245	1,500	5,790	3,075	750	895	1,165	2,870	750	705	2,000
Number of lanes	2	2	2	2	2	2	2	2	2	2	2	2	2	2	2	2	2	2	2
Free Flow Speed (mph)	70	70	70	70	70	70	70	70	70	70	70	70	70	70	70	70	70	70	70
Segment demand (vph)	2,446	2,450	2,450	2,450	2,300	2,527	2,527	2,527	2,176	2,367	2,367	2,367	2,443	2,443	2,443	2,077	2,447	2,447	2,447
On-Ramp demand (vph)				150				351							366				
Off-Ramp demand (vph)						227				191			76				370		
Ramp-to-Ramp demand (vph)																			
Travel time per vehicle (min)	3.84	0.42	0.09	0.31	0.62	0.30	0.93	0.30	0.66	0.30	1.21	0.64	0.15	0.18	0.23	0.57	0.15	0.15	0.42
VMTD Veh-miles (Demand)	8,410	928	197	696	1,316	718	2,077	718	1,337	672	2,596	1,379	347	414	539	1,129	348	327	927
VMTV Veh-miles (Volume)	8,410	928	197	696	1,316	718	2,077	718	1,337	672	2,596	1,379	347	414	539	1,129	348	327	927
VHT travel (hrs)	156.73	17.31	3.68	12.51	23.92	12.76	39.29	12.67	23.86	11.94	47.64	25.30	6.13	7.32	9.44	19.88	6.21	6.08	17.24
VHD delay (hrs)	36.58	4.05	0.86	2.57	5.13	2.51	9.62	2.41	4.75	2.33	10.56	5.61	1.18	1.40	1.74	3.75	1.25	1.41	4.00
Space mean speed (mph)	54	54	54	56	55	56	53	57	56	56	54	54	57	57	57	57	56	54	54
Segment density (veh/mi/lane)	23	23	23	22	21	19	24	19	19	19	22	22	20	58	17	18	20	23	23
Segment density (pc/mi/lane)	26	26	26	25	24	22	27	22	22	22	25	25	23	67	20	21	23	26	26
Tolled Express Lane	GP	GP	GP	GP	GP	GP	GP	GP	GP	GP	GP	GP	GP	GP	GP	GP	GP	GP	GP
Space mean speed (mph)	54	54	54	56	55	56	53	57	56	56	54	54	57	57	57	57	56	54	54
Travel time per vehicle (min)	3.84	0.42	0.09	0.31	0.62	0.30	0.93	0.30	0.66	0.30	1.21	0.64	0.15	0.18	0.23	0.57	0.15	0.15	0.42
Volume (vph)	-	-	-	-	-	-	-	-	-	-	-	-	-	-	-	-	-	-	-
Level of Service (LOS)																			

6:45 AM	C	C	C	B	B	B	C	B	B	B	C	C	B	B	B	B	B	C	C
7:00 AM	C	C	C	C	C	B	C	B	C	C	C	C	C	C	B	C	B	C	C
7:15 AM	D	D	D	C	C	C	D	C	C	C	D	D	C	C	C	C	C	C	C
7:30 AM	D	D	D	C	C	C	D	C	C	C	C	C	C	C	C	C	C	D	D
7:45 AM	C	C	C	C	C	C	C	C	C	C	C	C	C	C	B	C	C	D	D
8:00 AM	C	C	C	C	C	C	C	C	C	C	C	C	C	C	B	C	C	D	D
8:15 AM	C	C	C	C	C	B	C	B	C	B	C	C	B	B	B	B	B	C	C
8:30 AM	C	C	C	B	C	B	C	B	B	B	C	C	B	B	B	B	B	C	C

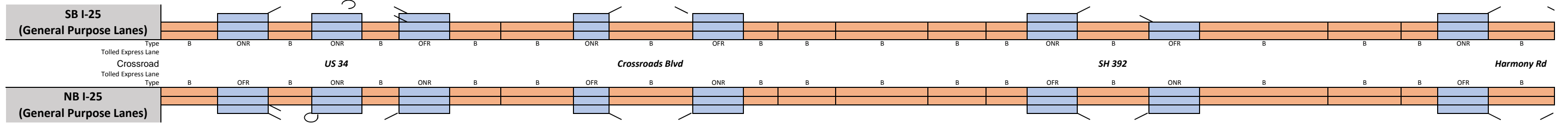


6:45 AM	C	C	C	C	C	D	C	C	C	D	C	D	D	C	C	C	D	D
7:00 AM	D	D	D	C	D	C	E	D	D	C	E	D	E	E	D	D	E	E
7:15 AM	D	D	D	C	D	C	D	C	D	C	E	D	E	E	C	D	C	E
7:30 AM	D	D	D	D	D	D	E	D	E	D	F	D	F	F	D	D	F	F
7:45 AM	D	D	D	C	D	C	D	C	D	C	E	D	E	E	D	D	E	E
8:00 AM	D	D	D	C	D	C	E	D	D	C	E	D	E	E	D	D	E	E
8:15 AM	D	D	D	D	D	D	E	D	E	D	F	D	E	E	D	D	F	F
8:30 AM	D	D	D	C	D	C	D	C	D	C	E	D	D	D	C	D	E	E

SEGMENT	72	73	74	75	76	77	78	79	80	81	82	83	84	85	86	87	88	89	90
Segment Length (ft)	18,150	2,000	500	1,500	2,890	1,500	4,225	1,500	4,255	1,500	3,160	1,500	3,095	1,610	1,500	2,930	1,500	1,095	2,000
Number of lanes	2	2	2	2	2	2	2	2	2	2	2	2	2	2	2	2	2	2	2
Free Flow Speed (mph)	70	70	70	70	70	70	70	70	70	70	70	70	70	70	70	70	70	70	70
Segment demand (vph)	2,667	2,667	2,667	2,667	2,595	2,910	2,910	2,910	2,785	3,147	3,147	3,147	3,102	3,102	3,102	2,717	3,266	3,266	3,266
On-Ramp demand (vph)						315				362							549		
Off-Ramp demand (vph)				72				125				45			385				
Ramp-to-Ramp demand (vph)																			
Travel time per vehicle (min)	4.02	0.44	0.11	0.30	0.63	0.31	1.00	0.30	0.97	0.31	0.82	0.30	0.79	0.41	0.30	0.66	0.31	0.30	0.55
VMTD Veh-miles (Demand)	9,168	1,010	253	758	1,420	827	2,329	827	2,244	894	1,883	894	1,818	946	881	1,508	928	677	1,237
VMTV Veh-miles (Volume)	9,168	1,010	253	758	1,420	827	2,329	827	2,244	894	1,883	894	1,818	946	881	1,508	928	677	1,237
VHT travel (hrs)	178.85	19.71	4.93	13.39	27.25	14.95	48.60	14.64	45.15	16.28	43.18	15.78	40.93	21.29	15.76	29.84	17.09	16.47	30.08
VHD delay (hrs)	47.88	5.28	1.32	2.57	6.96	3.14	15.33	2.83	13.09	3.51	16.28	3.01	14.95	7.78	3.18	8.30	3.84	6.79	12.41
Space mean speed (mph)	51	51	51	57	52	55	48	56	50	55	44	57	44	44	56	51	54	41	41
Segment density (veh/mi/lane)	26	26	26	24	25	23	30	24	28	24	36	26	35	35	26	27	25	40	40
Segment density (pc/mi/lane)	30	30	30	27	29	27	35	28	32	28	41	30	40	40	30	31	29	46	46
Tolled Express Lane	GP	GP	GP	GP	GP	GP	GP	GP	GP	GP	GP	GP	GP	GP	GP	GP	GP	GP	GP
Space mean speed (mph)	51	51	51	57	52	55	48	56	50	55	44	57	44	44	56	51	54	41	41
Travel time per vehicle (min)	4.02	0.44	0.11	0.30	0.63	0.31	1.00	0.30	0.97	0.31	0.82	0.30	0.79	0.41	0.30	0.66	0.31	0.30	0.55
Volume (vph)	-	-	-	-	-	-	-	-	-	-	-	-	-	-	-	-	-	-	-
Level of Service (LOS)																			

SEGMENT	91	92	93	94	95	96	97	98	99	100	101	102	103	104	105	106	107	108	109	110	111	112	113	114
Segment Length (ft)	2,640	1,500	405	755	1,250	1,500	1,435	3,000	1,500	3,480	1,500	700	2,000	4,255	2,000	460	1,500	3,240	1,500	6,730	3,000	455	1,500	3,025
Number of lanes	2	2	2	2	2	2	2	2	2	2	2	2	2	2	2	2	2	2	2	2	2	2	2	2
Free Flow Speed (mph)	70	70	70	70	70	70	70	70	70	70	70	70	70	70	70	70	70	70	70	70	70	70	70	70
Segment demand (vph)	2,447	2,447	2,149	2,149	1,752	2,540	2,540	2,540	2,540	2,053	2,696	2,696	2,696	2,696	2,704	2,704	2,704	2,109	2,493	2,493	2,493	2,493	2,493	1,427
On-Ramp demand (vph)		298		397					487								595						1,066	
Off-Ramp demand (vph)						788					643								384					
Ramp-to-Ramp demand (vph)																								
Travel time per vehicle (min)	0.56	0.30	0.08	0.15	0.24	0.31	0.31	0.65	0.30	0.69	0.31	0.16	0.45	0.96	0.44	0.10	0.30	0.64	0.30	1.41	0.63	0.10	0.30	0.57
VMTD Veh-miles (Demand)	1,224	695	165	307	415	722	690	1,443	722	1,353	766	357	1,021	2,173	1,024	236	768	1,294	708	3,178	1,416	215	708	818
VMTV Veh-miles (Volume)	1,224	695	165	307	415	722	690	1,443	722	1,353	766	357	1,021	2,173	1,024	236	768	1,294	708	3,178	1,416	215	708	818
VHT travel (hrs)	22.75	12.21	2.93	5.47	7.07	13.11	13.09	27.36	12.82	23.77	13.85	7.09	20.26	43.10	19.69	4.53	13.58	22.56	12.67	58.45	26.06	3.95	12.37	13.52
VHD delay (hrs)	5.28	2.28	0.57	1.08	1.14	2.81	3.23	6.75	2.51	4.44	2.91	1.98	5.67	12.06	5.06	1.16	2.60	4.08	2.55	13.06	5.82	0.88	2.26	1.84
Space mean speed (mph)	54	57	56	56	59	55	53	53	56	57	55	50	50	50	52	52	57	57	56	54	54	54	57	60
Segment density (veh/mi/lane)	23	18	19	17	15	15	24	24	20	18	21	27	27	27	26	26	19	18	23	23	23	23	17	12
Segment density (pc/mi/lane)	26	20	22	20	17	17	28	28	23	21	24	31	31	31	29	29	22	21	26	26	26	26	19	13
Tolled Express Lane	GP	GP	GP	GP	GP	GP	GP	GP	GP	GP	GP	GP	GP	GP	GP	GP	GP	GP	GP	GP	GP	GP	GP	GP
Space mean speed (mph)	54	57	56	56	59	55	53	53	56	57	55	50	50	50	52	52	57	57	56	54	54	54	57	60
Travel time per vehicle (min)	0.56	0.30	0.08	0.15	0.24	0.31	0.31	0.65	0.30	0.69	0.31	0.16	0.45	0.96	0.44	0.10	0.30	0.64	0.30	1.41	0.63	0.10	0.30	0.57
Volume (vph)	-	-	-	-	-	-	-	-	-	-	-	-	-	-	-	-	-	-	-	-	-	-	-	-
Level of Service (LOS)																								

6:45 AM	C	B	B	B	B	B	C	C	B	B	B	C	C	C	C	C	B	B	C	C	C	C	B	A
7:00 AM	C	B	C	B	B	B	C	C	B	B	B	C	C	C	C	C	B	B	C	C	C	C	B	A
7:15 AM	C	B	C	B	B	B	C	C	C	C	C	C	C	C	C	C	B	B	C	C	C	C	B	A
7:30 AM	D	C	C	B	B	B	D	D	C	C	C	D	D	D	D	C	C	C	C	D	D	D	B	B
7:45 AM	D	C	C	C	B	B	D	D	C	C	C	E	E	E	D	D	C	C	D	D	D	D	C	B
8:00 AM	D	C	C	C	C	B	D	D	C	C	C	D	D	D	D	D	C	C	C	C	C	C	B	B
8:15 AM	C	B	B	B	B	B	C	C	C	C	C	D	D	D	D	D	C	C	C	C	C	C	B	B
8:30 AM	C	B	C	B	B	B	C	C	C	B	C	D	D	D	C	C	B	C	C	C	C	C	B	B

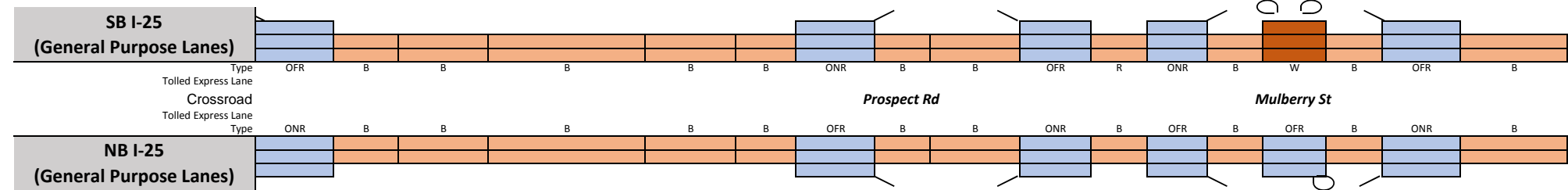


6:45 AM	D	B	C	B	C	C	D	D	C	C	B	D	D	D	D	D	C	C	C	D	D	D	C	B
7:00 AM	E	C	D	C	D	C	E	E	D	D	C	E	E	E	E	E	D	D	C	E	E	E	C	C
7:15 AM	E	C	C	C	D	C	E	E	D	D	C	E	E	E	E	E	C	D	C	D	D	D	C	B
7:30 AM	F	C	D	C	E	D	F	F	D	D	D	F	F	F	F	F	E	D	D	F	F	F	D	C
7:45 AM	E	C	C	C	D	C	F	F	D	C	C	E	E	E	E	D	D	C	C	E	E	E	D	C
8:00 AM	E	C	D	C	E	D	F	F	D	D	C	F	F	F	F	F	D	D	C	E	E	E	D	C
8:15 AM	F	C	D	C	E	D	F	F	D	D	C	F	F	F	F	F	D	D	C	F	F	F	D	C
8:30 AM	E	C	C	C	D	C	E	E	D	D	C	E	E	E	E	E	D	D	C	E	E	E	D	C

SEGMENT	91	92	93	94	95	96	97	98	99	100	101	102	103	104	105	106	107	108	109	110	111	112	113	114
Segment Length (ft)	1,925	1,500	1,050	1,500	600	1,500	1,545	3,000	540	3,680	1,500	500	2,000	4,255	2,000	900	1,500	2,900	1,500	6,630	3,000	600	1,500	2,565
Number of lanes	2	2	2	2	2	2	2	2	2	2	2	2	2	2	2	2	2	2	2	2	2	2	2	2
Free Flow Speed (mph)	70	70	70	70	70	70	70	70	70	70	70	70	70	70	70	70	70	70	70	70	70	70	70	70
Segment demand (vph)	3,266	3,266	2,466	2,888	2,888	3,355	3,355	3,355	3,355	2,616	3,273	3,273	3,273	3,273	3,273	3,273	3,273	2,785	3,226	3,226	3,226	3,226	3,226	2,085
On-Ramp demand (vph)				422		467																		
Off-Ramp demand (vph)		800							739								488							1,141
Ramp-to-Ramp demand (vph)																								
Travel time per vehicle (min)	0.53	0.31	0.22	0.31	0.14	0.31	0.45	0.87	0.11	0.81	0.31	0.14	0.57	1.21	0.57	0.26	0.31	0.67	0.31	1.82	0.82	0.16	0.31	0.52
VMTD Veh-miles (Demand)	1,191	928	490	820	328	953	982	1,906	343	1,823	930	310	1,240	2,638	1,240	558	930	1,530	916	4,051	1,833	367	916	1,013
VMTV Veh-miles (Volume)	1,191	928	490	820	328	953	982	1,906	343	1,823	930	310	1,240	2,638	1,240	558	930	1,530	916	4,051	1,833	367	916	1,013
VHT travel (hrs)	28.95	16.87	9.17	14.78	6.81	17.54	25.12	48.79	6.22	35.32	16.90	7.75	31.01	65.97	31.01	13.95	16.70	31.00	16.71	97.89	44.30	8.86	16.89	17.94
VHD delay (hrs)	11.94	3.62	2.17	3.06	2.12	3.92	11.10	21.55	1.32	9.27	3.61	3.32	13.30	28.29	13.30	5.98	3.42	9.15	3.62	40.02	18.11	3.62	3.80	3.47
Space mean speed (mph)	41	55	53	56	48	54	39	39	55	52	55	40	40	40	40	40	56	49	55	41	41	41	54	56
Segment density (veh/mi/lane)	40	21	23	20	30	25	43	43	27	25	23	41	41	41	41	41	26	28	24	39	39	39	26	18
Segment density (pc/mi/lane)	46	25	27	23	34	29	49	49	31	29	26	47	47	47	47	47	30	32	27	45	45	45	29	21
Tolled Express Lane	GP	GP	GP	GP	GP	GP	GP	GP	GP	GP	GP	GP	GP	GP	GP	GP	GP	GP	GP	GP	GP	GP	GP	GP
Space mean speed (mph)	41	55	53	56	48	54	39	39	55	52	55	40	40	40	40	40	56	49	55	41	41	41	54	56
Travel time per vehicle (min)	0.53	0.31	0.22	0.31	0.14	0.31	0.45	0.87	0.11	0.81	0.31	0.14	0.57	1.21	0.57	0.26	0.31	0.67	0.31	1.82	0.82	0.16	0.31	0.52
Volume (vph)	-	-	-	-	-	-	-	-	-	-	-	-	-	-	-	-	-	-	-	-	-	-	-	-
Level of Service (LOS)																								

SEGMENT	115	116	117	118	119	120	121	122	123	124	125	126	127	128	129	130	131		
Segment Length (ft)	1,500	500	2,000	4,840	2,000	500	1,500	535	2,000	775	715	1,160	700	420	750	1,500	2,700	276,955	
Number of lanes	2	2	2	2	2	2	2	2	2	2	2	2	2	3	2	2	2		
Free Flow Speed (mph)	70	70	70	70	70	70	70	70	70	70	70	70	70	70	70	70	70		
Segment demand (vph)	2,095	2,095	2,095	2,095	2,095	2,095	2,095	1,438	1,438	1,701	1,701	1,701	1,290	1,315	879	1,057	1,057		
On-Ramp demand (vph)							657					411		436					
Off-Ramp demand (vph)	668									263				25		178			
Ramp-to-Ramp demand (vph)																			
Travel time per vehicle (min)	0.31	0.10	0.40	0.96	0.40	0.10	0.30	0.10	0.38	0.16	0.14	0.23	0.13	0.08	0.14	0.30	0.50	62.00	
VMTD Veh-miles (Demand)	595	198	794	1,920	794	198	595	146	545	250	230	374	171	105	125	300	541	160,049	
VMTV Veh-miles (Volume)	595	198	794	1,920	794	198	595	146	545	250	230	374	171	105	125	300	541	159,385	
VHT travel (hrs)	10.77	3.46	13.84	33.50	13.84	3.46	10.50	2.41	9.01	4.44	4.10	6.45	2.81	1.85	2.03	5.33	8.83	3,239.18	
VHD delay (hrs)	2.26	0.63	2.51	6.07	2.51	0.63	2.00	0.33	1.23	0.88	0.81	1.12	0.36	0.36	0.24	1.04	1.11	1,009.23	
Space mean speed (mph)	55	57	57	57	57	57	57	60	60	56	56	58	61	57	62	56	61	49	
Segment density (veh/mi/lane)	15	18	18	18	18	18	17	12	12	12	17	11	11	8	7	9	9	26	
Segment density (pc/mi/lane)	17	20	20	20	20	20	19	13	13	14	19	13	12	8	8	10	10	30	
Tolled Express Lane	GP	GP	GP	GP	GP	GP	GP	GP	GP	GP	GP	GP	GP	GP	GP	GP	GP	GP	TEL
Space mean speed (mph)	55	57	57	57	57	57	57	60	60	56	56	58	61	57	62	56	61	61	
Travel time per vehicle (min)	0.31	0.10	0.40	0.96	0.40	0.10	0.30	0.10	0.38	0.16	0.14	0.23	0.13	0.08	0.14	0.30	0.50	53.18	
Volume (vph)	-	-	-	-	-	-	-	-	-	-	-	-	-	-	-	-	-	-	8.82
Level of Service (LOS)																			

6:45 AM	B	B	B	B	B	B	B	A	A	A	A	A	A	A	A	A	A	A
7:00 AM	B	B	B	B	B	B	B	A	A	A	A	A	A	A	A	A	A	A
7:15 AM	B	B	B	B	B	B	B	B	B	B	B	B	A	A	A	A	A	A
7:30 AM	B	C	C	C	C	C	C	B	B	B	B	B	A	A	A	A	A	A
7:45 AM	B	C	C	C	C	C	C	B	B	B	B	B	B	A	A	B	A	A
8:00 AM	B	C	C	C	C	C	C	B	B	B	B	B	B	A	A	B	B	B
8:15 AM	B	C	C	C	C	C	C	B	B	B	B	B	B	A	A	B	B	B
8:30 AM	B	C	C	C	C	C	C	B	B	B	B	B	B	A	A	B	B	B

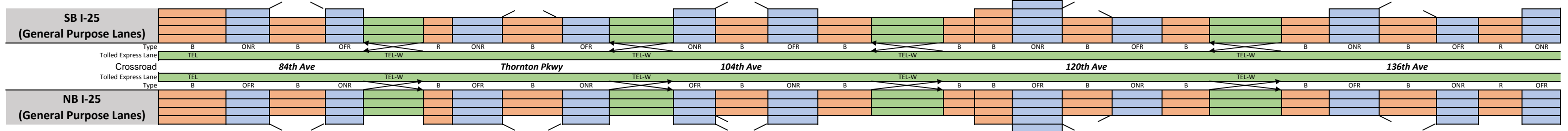


6:45 AM	B	B	B	B	B	B	A	A	A	A	B	B	A	A	A	A	A	A
7:00 AM	B	C	C	C	C	C	A	B	B	B	B	B	B	A	A	A	A	A
7:15 AM	B	C	C	C	C	C	A	B	B	B	B	B	B	A	A	A	A	A
7:30 AM	C	D	D	D	D	D	B	B	B	B	C	C	B	B	A	A	B	B
7:45 AM	C	D	D	D	D	D	B	B	B	B	C	C	B	B	A	A	B	B
8:00 AM	C	D	D	D	D	D	B	B	B	B	C	B	B	B	A	A	B	B
8:15 AM	C	D	D	D	D	D	B	B	B	B	C	B	B	B	A	A	B	B
8:30 AM	B	C	C	C	C	C	B	B	B	B	B	B	B	B	A	A	A	A

SEGMENT	115	116	117	118	119	120	121	122	123	124	125	126	127	128	129	130	131		
Segment Length (ft)	1,500	900	2,000	4,840	2,000	740	1,500	525	2,000	1,165	570	750	510	840	550	1,500	2,700	277,130	
Number of lanes	2	2	2	2	2	2	2	2	2	2	2	2	2	2	2	2	2		
Free Flow Speed (mph)	70	70	70	70	70	70	70	70	70	70	70	70	70	70	70	70	70		
Segment demand (vph)	2,462	2,462	2,462	2,462	2,462	2,462	2,462	1,649	1,649	1,916	1,916	1,916	1,507	1,507	943	1,110	1,110		
On-Ramp demand (vph)	377									267							167		
Off-Ramp demand (vph)							813					409		564					
Ramp-to-Ramp demand (vph)																			
Travel time per vehicle (min)	0.30	0.19	0.43	1.04	0.43	0.16	0.31	0.10	0.39	0.23	0.11	0.15	0.10	0.19	0.10	0.29	0.50	62.31	
VMTD Veh-miles (Demand)	699	420	933	2,257	933	345	699	164	625	423	207	272	146	240	98	315	568	158,466	
VMTV Veh-miles (Volume)	699	420	933	2,257	933	345	699	164	625	423	207	272	146	240	98	315	568	158,466	
VHT travel (hrs)	12.34	7.90	17.55	42.47	17.55	6.49	12.72	2.78	10.59	7.28	3.60	4.87	2.45	4.74	1.60	5.40	9.31	3,156.76	
VHD delay (hrs)	2.35	1.90	4.23	10.23	4.23	1.56	2.73	0.44	1.67	1.24	0.65	0.98	0.37	1.31	0.20	0.90	1.20	823.64	
Space mean speed (mph)	57	53	53	53	53	53	55	59	59	58	57	56	60	51	61	58	61	50	
Segment density (veh/mi/lane)	18	23	23	23	23	23	10	14	14	12	17	16	13	10	8	6	9	25	
Segment density (pc/mi/lane)	21	27	27	27	27	27	11	16	16	14	19	18	15	12	9	7	10	29	
Tolled Express Lane	GP	GP	GP	GP	GP	GP	GP	GP	GP	GP	GP	GP	GP	GP	GP	GP	GP	GP	TEL
Space mean speed (mph)	57	53	53	53	53	53	55	59	59	58	57	56	60	51	61	58	61	63	
Travel time per vehicle (min)	0.30	0.19	0.43	1.04	0.43	0.16	0.31	0.10	0.39	0.23	0.11	0.15	0.10	0.19	0.10	0.29	0.50	55.36	
Volume (vph)	-	-	-	-	-	-	-	-	-	-	-	-	-	-	-	-	-	-	6.95
Level of Service (LOS)																			

SEGMENT	1	2	3	4	5	6	7	8	9	10	11	12	13	14	15	16	17	18	19	20	21	22	23	24	25	26	27	28	
Segment Length (ft)	2,700	1,500	1,865	1,100	2,530	715	750	1,835	750	2,900	1,045	1,735	1,010	2,190	3,100	95	800	1,500	1,575	1,500	1,400	3,000	1,315	1,500	2,095	750	1,390	750	
Number of lanes	4	4	3	3	4	3	3	3	3	4	3	3	3	3	4	3	4	3	3	3	3	4	3	3	3	3	3	3	
Free Flow Speed (mph)	60	60	60	60	60	60	60	60	60	60	60	60	60	60	60	60	60	60	65	65	65	65	65	65	65	65	65	65	
Segment demand (vph)	7,134	7,134	5,716	6,206	7,796	6,217	6,217	5,146	5,947	7,526	6,064	4,703	5,650	5,650	7,112	5,784	5,784	5,784	4,591	5,746	5,746	7,075	5,846	5,846	4,648	5,189	5,189	5,189	
On-Ramp demand (vph)		1,418			1,579		1,071			1,462	1,361				1,328			1,193				1,229		1,198					
Off-Ramp demand (vph)				490	1,590				801	1,579			947		1,462					1,155		1,329				541			
Ramp-to-Ramp demand (vph)																													
Travel time per vehicle (min)	0.78	0.29	0.56	0.24	0.67	0.18	0.18	0.73	0.21	0.74	0.25	0.49	0.22	0.74	0.76	0.03	0.20	0.35	0.37	0.31	0.49	0.65	0.47	0.33	0.52	0.16	0.30	0.16	
VMTD Veh-miles (Demand)	3,648	2,027	2,019	1,293	3,736	842	883	1,788	845	4,134	1,200	1,545	1,081	2,343	4,176	104	876	1,643	1,369	1,632	1,524	4,020	1,456	1,661	1,844	737	1,366	737	
VMTV Veh-miles (Volume)	3,232	1,796	1,732	1,108	3,194	729	764	1,556	744	3,648	1,069	1,436	1,009	2,187	3,902	96	807	1,513	1,280	1,536	1,434	3,787	1,354	1,545	1,690	678	1,256	678	
VHT travel (hrs)	81.73	30.66	45.47	21.54	74.30	15.74	15.91	54.81	18.36	82.34	22.21	35.98	19.73	64.64	84.08	2.88	17.94	30.63	26.33	28.35	44.56	71.78	42.64	30.29	37.03	12.39	23.97	12.93	
VHD delay (hrs)	27.85	0.73	16.61	3.09	220.34	3.59	113.05	28.87	5.96	86.28	179.60	12.05	2.92	28.19	19.05	1.28	4.49	54.15	6.64	4.71	22.50	13.52	21.81	41.21	11.03	1.97	4.65	2.51	
Space mean speed (mph)	40	59	38	51	43	46	48	28	41	44	48	40	51	34	46	33	45	49	49	54	32	53	32	51	46	55	52	52	
Segment density (veh/mi/lane)	40	27	43	34	39	39	37	53	43	37	37	36	34	52	36	53	30	36	29	33	56	32	57	36	31	29	30	30	
Segment density (pc/mi/lane)	46	31	49	40	45	45	43	60	50	43	43	42	40	60	41	61	34	41	34	38	64	37	66	41	36	33	35	35	
Tolled Express Lane	TEL				TEL-W					TEL-W					TEL-W						TEL-W								
Space mean speed (mph)	40	60	60	57	43	60	60	60	55	44	60	60	60	60	46	60	60	60	65	65	64	53	65	65	65	65	65	65	
Travel time per vehicle (min)	0.78	0.28	0.35	0.22	0.67	0.14	0.14	0.35	0.15	0.74	0.20	0.33	0.19	0.42	0.76	0.02	0.15	0.28	0.28	0.26	0.25	0.65	0.23	0.26	0.37	0.13	0.24	0.13	
Volume (vph)	1,592	1,592	1,592	1,592	1,344	1,580	1,580	1,580	1,580	1,350	1,462	1,462	1,462	1,462	1,187	1,329	1,329	1,329	1,329	1,329	1,329	1,079	1,230	1,230	1,230	1,230	1,230	1,230	
Level of Service (LOS)	E	D	D	D	D	D	D	D	D	D	C	C	C	C	C	C	C	C	C	C	C	C	C	C	C	C	C	C	

6:45 AM	E	D	F	C	F	D	D	D	D	E	D	D	C	F	E	F	D	B	D	E	F	E	F	D	D	E	E	C
7:00 AM	F	F	F	F	F	F	F	D	F	F	F	F	F	F	F	F	D	F	E	F	F	F	F	F	E	E	E	D
7:15 AM	F	D	F	C	F	E	D	D	E	E	D	D	C	F	E	F	D	C	D	E	F	F	F	D	D	E	E	C
7:30 AM	F	F	F	F	F	F	F	F	F	F	F	F	F	F	F	F	D	F	E	F	F	F	F	F	E	E	E	D
7:45 AM	F	F	F	F	F	F	F	F	F	F	F	F	F	F	F	F	D	F	E	F	F	F	F	F	E	E	E	D
8:00 AM	E	F	F	F	F	F	F	F	F	F	F	F	F	F	F	F	D	F	D	F	F	D	F	F	E	E	E	D
8:15 AM	E	D	F	F	F	F	F	F	F	F	F	F	F	F	F	D	F	D	F	D	E	F	F	F	D	E	E	C
8:30 AM	E	D	F	F	F	F	F	F	F	F	F	F	F	F	F	D	F	D	F	C	D	F	E	F	D	E	E	C

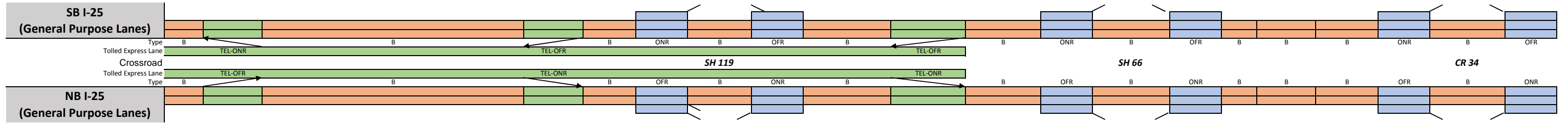


6:45 AM	C	B	C	C	C	B	B	C	C	C	B	C	C	D	C	D	C	B	C	C	D	C	D	C	C	C	C	C
7:00 AM	D	C	D	C	D	C	B	D	C	D	C	D	D	E	C	D	D	B	D	D	E	D	F	E	D	C	D	D
7:15 AM	C	C	C	C	C	C	B	C	C	D	B	C	C	E	D	E	C	B	C	C	D	D	E	D	D	C	C	C
7:30 AM	D	C	D	C	D	C	B	D	C	D	C	D	C	E	E	E	D	B	C	D	E	D	E	D	C	D	D	D
7:45 AM	D	C	D	D	D	D	B	D	C	E	C	D	D	E	E	F	D	B	D	D	E	D	F	E	D	C	D	D
8:00 AM	D	C	E	D	E	D	B	E	D	E	C	E	D	F	E	F	D	B	D	D	E	E	F	D	E	D	D	D
8:15 AM	D	C	D	D	E	D	B	D	D	E	C	E	D	F	D	F	D	B	D	D	E	D	F	E	D	C	D	D
8:30 AM	D	C	E	D	E	D	B	E	D	E	C	E	C	F	E	F	D	B	D	C	E	D	F	D	D	C	D	D

SEGMENT	1	2	3	4	5	6	7	8	9	10	11	12	13	14	15	16	17	18	19	20	21	22	23	24	25	26	27	28	
Segment Length (ft)	2,700	1,100	1,875	750	2,200	170	1,500	2,180	1,350	2,450	995	1,700	1,500	1,765	3,000	310	715	1,500	1,525	1,500	1,400	3,000	1,380	1,500	2,040	1,015	1,070	745	
Number of lanes	4	4	3	3	4	4	3	3	3	4	3	3	3	3	4	3	4	3	3	3	3	4	3	3	3	3	3	3	
Free Flow Speed (mph)	60	60	60	60	60	60	60	60	60	60	60	60	60	60	60	60	60	60	65	65	65	65	65	65	65	65	65	65	
Segment demand (vph)	4,659	4,659	3,670	4,318	5,327	4,251	4,251	3,624	4,351	5,426	4,350	3,669	4,485	4,485	5,560	4,598	4,598	4,598	3,547	4,479	4,479	5,440	4,812	4,812	3,898	4,489	4,489	4,489	
On-Ramp demand (vph)				648	1,009				727	1,075			816		1,075					932		961			591				
Off-Ramp demand (vph)		989			1,076		627			1,076	681				962			1,051				628		914				1,061	
Ramp-to-Ramp demand (vph)																													
Travel time per vehicle (min)	0.65	0.21	0.46	0.17	0.55	0.04	0.33	0.53	0.31	0.61	0.22	0.42	0.34	0.48	0.77	0.09	0.17	0.33	0.34	0.32	0.36	0.72	0.39	0.31	0.48	0.22	0.23	0.16	
VMTD Veh-miles (Demand)	2,382	971	1,303	613	2,220	137	1,208	1,496	1,112	2,518	820	1,181	1,274	1,499	3,159	270	623	1,306	1,024	1,272	1,188	3,091	1,258	1,367	1,506	863	910	633	
VMTV Veh-miles (Volume)	2,382	971	1,303	613	2,220	137	1,208	1,496	1,112	2,518	820	1,181	1,274	1,499	3,159	270	623	1,306	1,024	1,272	1,188	3,091	1,258	1,367	1,506	863	910	633	
VHT travel (hrs)	50.61	16.34	28.43	12.43	48.95	2.83	23.33	32.31	22.43	55.50	15.85	25.50	25.73	36.22	70.95	6.67	13.08	25.48	20.28	24.13	27.09	65.66	31.28	25.00	31.17	16.35	17.23	11.68	
VHD delay (hrs)	10.90	0.16	6.71	2.21	11.96	0.55	3.20	7.38	3.89	13.54	2.19	5.81	4.50	11.23	18.30	2.17	2.71	3.71	4.51	4.56	8.82	18.11	11.93	3.97	8.00	3.07	3.24	1.94	
Space mean speed (mph)	47	59	46	49	45	48	52	46	50	45	52	46	50	41	45	40	48	51	51	53	44	47	40	55	48	53	53	54	
Segment density (veh/mi/lane)	25	20	27	29	29	22	27	26	29	29	28	26	30	36	31	38	24	30	23	28	34	29	40	29	27	28	28	28	
Segment density (pc/mi/lane)	28	23	31	34	33	25	31	30	34	34	32	30	35	42	35	44	28	34	27	33	39	33	46	34	31	33	32	32	
Tolled Express Lane	TEL				TEL-W					TEL-W					TEL-W						TEL-W								
Space mean speed (mph)	47	58	60	60	45	49	59	60	60	45	57	60	60	60	45	51	57	60	65	65	65	47	63	65	65	65	65	65	
Travel time per vehicle (min)	0.65	0.22	0.36	0.14	0.55	0.04	0.29	0.41	0.26	0.61	0.20	0.32	0.28	0.33	0.77	0.07	0.14	0.29	0.27	0.26	0.24	0.72	0.25	0.26	0.36	0.18	0.19	0.13	
Volume (vph)	1,																												

SEGMENT	52	53	54	55	56	57	58	59	60	61	62	63	64	65	66	67	68	69	70	71	
Segment Length (ft)	400	2,000		14,995	2,000	745	750	4,315	1,500	3,500	3,000	3,240	1,500	2,995	1,500	490	2,000	2,280	1,500	2,995	1,500
Number of lanes	2	3		2	3	2	2	2	2	2	3	2	2	2	2	2	2	2	2	2	2
Free Flow Speed (mph)	70	70		70	70	70	70	70	70	70	70	70	70	70	70	70	70	70	70	70	70
Segment demand (vph)	3,643	4,414		3,633	4,414	3,927	3,927	2,280	3,125	3,125	3,612	3,608	2,790	3,251	3,251	3,251	3,251	3,251	2,545	2,703	2,703
On-Ramp demand (vph)		781			487		1,647				4	818							706		
Off-Ramp demand (vph)		771			781				845		487				461						158
Ramp-to-Ramp demand (vph)																					
Travel time per vehicle (min)	0.22	1.82		5.58	0.45	0.34	0.16	0.91	0.31	0.97	0.64	1.13	0.32	0.68	0.31	0.13	0.54	0.62	0.31	0.65	0.30
VMTD Veh-miles (Demand)	276	1,672		10,318	1,672	554	558	1,863	888	2,071	2,052	2,214	1,025	1,583	924	302	1,231	1,404	924	1,444	768
VMTV Veh-miles (Volume)	230	1,404		9,023	1,569	522	525	1,863	888	2,071	2,052	2,214	1,025	1,583	924	302	1,231	1,404	924	1,444	768
VHT travel (hrs)	10.91	112.33		295.40	31.21	20.74	10.02	34.66	16.17	50.66	38.59	67.98	19.21	31.80	16.57	7.20	29.39	33.50	16.93	27.43	13.62
VHD delay (hrs)	7.62	230.90		166.50	8.80	13.29	183.92	8.04	3.49	21.06	9.28	36.35	4.57	9.20	3.38	2.89	11.80	13.45	3.73	6.81	2.65
Space mean speed (mph)	21	12		31	50	25	52	54	55	41	53	33	53	50	56	42	42	42	55	53	56
Segment density (veh/mi/lane)	72	99		52	28	73	26	21	25	38	22	55	26	28	26	39	39	39	25	24	22
Segment density (pc/mi/lane)	84	115		61	33	86	31	25	29	45	26	64	30	32	30	45	45	45	28	28	25
Tolled Express Lane	TEL-ONR		TEL-OFR		TEL-OFR		TEL-OFR		TEL-OFR		GP	GP	GP	GP	GP	GP	GP	GP	GP	GP	GP
Space mean speed (mph)	40	12		70	50	70	70	70	70	70	53	33	53	50	56	42	42	42	55	53	56
Travel time per vehicle (min)	0.11	1.82		2.43	0.45	0.12	0.12	0.70	0.24	0.57	0.64	1.13	0.32	0.68	0.31	0.13	0.54	0.62	0.31	0.65	0.30
Volume (vph)	771	771		781	487	487	487	487	487	487	-	-	-	-	-	-	-	-	-	-	-
Level of Service (LOS)	C	F		B	A	A	A	A	A	A											

6:45 AM	F	D		F	D	F	D	C	C	D	C	F	C	C	C	D	D	D	C	B	B
7:00 AM	F	D		F	D	F	F	C	C	E	C	F	D	D	D	E	E	E	C	D	C
7:15 AM	F	F		F	D	F	F	C	D	F	C	F	D	D	D	F	F	F	D	D	C
7:30 AM	F	F		F	D	F	F	C	D	E	C	F	D	D	D	F	F	F	D	D	C
7:45 AM	F	F		F	D	F	F	C	D	F	C	F	D	D	D	F	F	F	D	C	C
8:00 AM	F	F		F	D	F	F	C	C	E	C	F	C	D	D	E	E	E	C	D	C
8:15 AM	F	F		F	F	E	E	C	C	D	C	F	C	D	C	D	D	D	C	C	C
8:30 AM	F	F		F	F	E	E	B	C	D	C	E	C	C	C	D	D	D	C	C	B

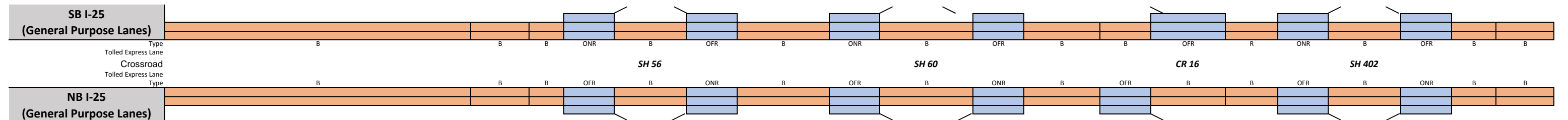


6:45 AM	D	C		D	C	D	B	B	B	D	C	D	C	C	C	E	E	E	D	D	C
7:00 AM	D	C		D	C	D	B	B	C	D	C	F	D	D	C	F	F	F	D	E	D
7:15 AM	D	C		D	C	F	B	C	C	D	C	F	D	D	C	F	F	F	D	E	D
7:30 AM	F	C		F	C	F	C	D	C	E	C	F	D	E	D	F	F	F	E	F	D
7:45 AM	D	C		D	C	E	B	C	C	D	C	E	D	D	C	E	E	E	D	D	D
8:00 AM	D	C		D	C	E	B	C	C	D	C	E	D	D	C	E	E	E	D	D	D
8:15 AM	E	C		E	C	E	B	C	C	E	C	F	D	D	C	F	F	F	D	E	D
8:30 AM	D	C		D	C	E	B	C	C	D	C	E	D	D	C	E	E	E	D	D	C

SEGMENT	52	53	54	55	56	57	58	59	60	61	62	63	64	65	66	67	68	69	70	71	
Segment Length (ft)	735	2,000		15,000	2,000	1,635	1,500	2,325	1,500	3,850	3,000	3,040	1,500	3,185	1,500	500	2,000	2,245	1,500	3,035	1,500
Number of lanes	2	3		2	3	2	2	2	2	2	3	2	2	2	2	2	2	2	2	2	2
Free Flow Speed (mph)	70	70		70	70	70	70	70	70	70	70	70	70	70	70	70	70	70	70	70	70
Segment demand (vph)	2,960	3,640		2,949	3,639	3,108	3,108	2,241	2,881	2,881	3,413	3,413	3,413	2,879	3,469	3,469	3,469	3,469	3,469	3,167	3,277
On-Ramp demand (vph)		680			690				640		532				590						110
Off-Ramp demand (vph)		691			531		867					534									302
Ramp-to-Ramp demand (vph)																					
Travel time per vehicle (min)	0.18	0.40		3.64	0.41	0.42	0.31	0.48	0.30	0.91	0.64	0.89	0.31	0.74	0.31	0.15	0.61	0.68	0.30	0.78	0.31
VMTD Veh-miles (Demand)	412	1,379		8,378	1,378	962	883	987	818	2,101	1,939	1,965	970	1,737	986	329	1,314	1,475	986	1,820	931
VMTV Veh-miles (Volume)	412	1,379		8,378	1,378	962	883	987	818	2,101	1,939	1,965	970	1,737	986	329	1,314	1,475	986	1,820	931
VHT travel (hrs)	8.84	24.47		179.01	25.02	21.92	16.10	17.83	14.57	43.72	36.59	50.90	17.45	35.32	18.13	8.79	35.15	39.46	17.57	41.12	17.20
VHD delay (hrs)	2.95	4.77		59.33	5.33	8.17	3.48	3.74	2.88	13.71	8.88	22.83	3.59	10.51	4.05	4.10	16.38	18.39	3.49	15.12	3.90
Space mean speed (mph)	47	56		47	55	44	55	55	56	48	53	39	56	49	54	37	37	37	56	44	54
Segment density (veh/mi/lane)	32	21		32	22	35	16	20	20	30	21	44	27	29	24	46	46	46	29	36	26
Segment density (pc/mi/lane)	37	24		36	25	41	19	23	24	34	24	50	31	33	28	53	53	53	33	41	30
Tolled Express Lane	TEL-OFR		TEL-ONR		TEL-ONR		TEL-ONR		TEL-ONR		GP	GP	GP	GP	GP	GP	GP	GP	GP	GP	GP
Space mean speed (mph)	70	56		70	55	69	70	70	70	70	53	39	56	49	54	37	37	37	56	44	54
Travel time per vehicle (min)	0.12	0.40		2.44	0.41	0.27	0.24	0.38	0.24	0.63	0.64	0.89	0.31	0.74	0.31	0.15	0.61	0.68	0.30	0.78	0.31
Volume (vph)	679	680		690	531	531	531	531	531	531	-	-	-	-	-	-	-	-	-	-	-
Level of Service (LOS)	A	B		A	A	A	A	A	A	A											

SEGMENT	72	73	74	75	76	77	78	79	80	81	82	83	84	85	86	87	88	89	90
Segment Length (ft)	18,155	2,000	425	1,500	3,020	1,500	4,340	1,500	3,245	1,500	5,790	3,075	750	895	1,165	2,870	750	705	2,000
Number of lanes	2	2	2	2	2	2	2	2	2	2	2	2	2	2	2	2	2	2	2
Free Flow Speed (mph)	70	70	70	70	70	70	70	70	70	70	70	70	70	70	70	70	70	70	70
Segment demand (vph)	2,703	2,707	2,707	2,707	2,453	2,920	2,920	2,920	2,481	2,668	2,668	2,668	2,885	2,885	2,885	2,396	2,898	2,898	2,898
On-Ramp demand (vph)				254				439							489				
Off-Ramp demand (vph)						467				187			217				502		
Ramp-to-Ramp demand (vph)																			
Travel time per vehicle (min)	4.06	0.45	0.10	0.31	0.64	0.31	1.03	0.31	0.69	0.30	1.28	0.68	0.15	0.18	0.24	0.60	0.15	0.17	0.47
VMTD Veh-miles (Demand)	9,294	1,025	218	769	1,403	830	2,400	830	1,525	758	2,926	1,554	410	489	637	1,302	412	387	1,098
VMTV Veh-miles (Volume)	9,294	1,025	218	769	1,403	830	2,400	830	1,525	758	2,926	1,554	410	489	637	1,302	412	387	1,098
VHT travel (hrs)	182.93	20.20	4.29	13.94	26.18	14.89	50.17	14.86	28.56	13.45	56.99	30.27	7.28	8.71	11.33	24.06	7.40	8.04	22.80
VHD delay (hrs)	50.16	5.55	1.18	2.96	6.14	3.04	15.88	3.01	6.78	2.63	15.19	8.07	1.43	1.72	2.23	5.46	1.52	2.51	7.12
Space mean speed (mph)	51	51	51	55	54	56	48	56	53	56	51	51	56	56	56	54	56	48	48
Segment density (veh/mi/lane)	27	27	27	24	23	22	31	22	23	22	26	26	23	31	21	22	24	30	30
Segment density (pc/mi/lane)	31	31	31	27	26	26	35	25	27	25	30	30	27	35	24	25	28	35	35
Tolled Express Lane	GP	GP	GP	GP	GP	GP	GP	GP	GP	GP	GP	GP	GP	GP	GP	GP	GP	GP	GP
Space mean speed (mph)	51	51	51	55	54	56	48	56	53	56	51	51	56	56	56	54	56	48	48
Travel time per vehicle (min)	4.06	0.45	0.10	0.31	0.64	0.31	1.03	0.31	0.69	0.30	1.28	0.68	0.15	0.18	0.24	0.60	0.15	0.17	0.47
Volume (vph)	-	-	-	-	-	-	-	-	-	-	-	-	-	-	-	-	-	-	-
Level of Service (LOS)																			

6:45 AM	C	C	C	C	B	C	C	C	C	C	C	C	C	C	B	C	C	C	C
7:00 AM	D	D	D	C	D	C	D	C	C	C	D	D	C	C	C	C	C	D	D
7:15 AM	D	D	D	D	D	C	E	C	D	C	D	D	C	C	C	C	C	D	D
7:30 AM	D	D	D	C	D	C	E	C	D	C	D	D	C	C	C	C	C	D	D
7:45 AM	D	D	D	C	C	C	D	C	C	C	D	D	C	C	C	C	D	E	E
8:00 AM	D	D	D	C	C	C	D	C	D	C	D	D	C	C	C	D	D	E	E
8:15 AM	C	C	C	C	C	C	C	C	C	C	C	C	C	C	C	C	C	C	D
8:30 AM	C	C	C	C	C	C	D	C	C	C	C	C	C	C	C	C	C	D	D

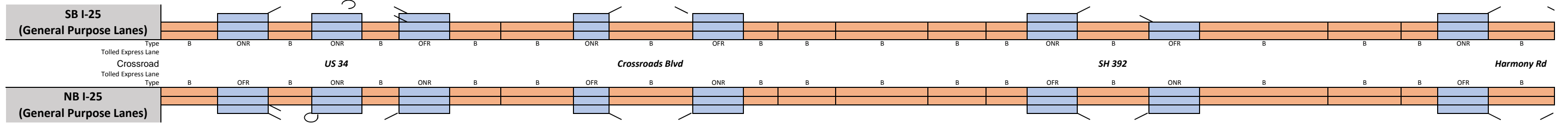


6:45 AM	D	D	D	D	D	D	E	D	E	D	F	D	F	E	E	D	D	C	E
7:00 AM	E	E	E	D	E	D	F	E	F	D	F	E	F	F	F	D	E	D	F
7:15 AM	E	E	E	D	E	D	F	E	E	F	F	F	F	F	F	D	E	D	F
7:30 AM	F	F	F	F	F	F	F	F	F	F	F	F	F	F	F	F	D	F	F
7:45 AM	E	E	E	E	F	F	F	F	F	D	F	F	F	F	F	D	C	D	F
8:00 AM	E	E	E	D	D	F	F	F	F	D	F	E	F	F	F	D	E	D	F
8:15 AM	F	F	F	D	F	F	F	F	F	F	F	F	F	F	F	D	E	D	F
8:30 AM	E	E	E	D	D	F	F	F	F	D	F	E	F	F	F	D	C	D	F

SEGMENT	72	73	74	75	76	77	78	79	80	81	82	83	84	85	86	87	88	89	90
Segment Length (ft)	18,150	2,000	500	1,500	2,890	1,500	4,225	1,500	4,255	1,500	3,160	1,500	3,095	1,610	1,500	2,930	1,500	1,095	2,000
Number of lanes	2	2	2	2	2	2	2	2	2	2	2	2	2	2	2	2	2	2	2
Free Flow Speed (mph)	70	70	70	70	70	70	70	70	70	70	70	70	70	70	70	70	70	70	70
Segment demand (vph)	3,277	3,277	3,277	3,277	3,143	3,703	3,703	3,703	3,494	3,848	3,848	3,848	3,623	3,623	3,623	3,013	3,712	3,712	3,712
On-Ramp demand (vph)						560				354							699		
Off-Ramp demand (vph)				134				209				225			610				
Ramp-to-Ramp demand (vph)																			
Travel time per vehicle (min)	5.08	0.56	0.12	0.33	0.91	0.37	1.34	0.42	1.51	0.33	1.26	0.30	1.00	0.52	0.31	0.60	0.32	0.39	0.71
VMTD Veh-miles (Demand)	11,265	1,241	310	931	1,720	1,052	2,963	1,052	2,816	1,093	2,303	1,093	2,124	1,105	1,029	1,672	1,055	770	1,406
VMTV Veh-miles (Volume)	11,265	1,241	310	931	1,720	1,052	2,938	1,040	2,742	1,067	2,248	1,067	2,074	1,079	1,005	1,631	1,033	754	1,378
VHT travel (hrs)	277.40	30.57	6.33	18.04	47.83	22.91	81.76	25.69	85.35	20.57	78.76	18.97	59.14	30.76	18.13	29.62	19.70	23.55	43.02
VHD delay (hrs)	116.47	12.83	1.90	4.74	23.25	7.89	39.80	10.83	46.18	5.32	46.64	3.72	29.51	15.35	3.77	6.32	4.93	12.78	23.34
Space mean speed (mph)	41	41	49	52	36	46	36	40	32	52	29	56	35	35	55	55	52	32	32
Segment density (veh/mi/lane)	40	40	33	32	44	37	51	45	53	29	66	31	50	50	30	27	28	57	57
Segment density (pc/mi/lane)	46	46	38	36	50	43	59	51	61	33	76	36	58	58	34	31	32	65	65
Tolled Express Lane	GP	GP	GP	GP	GP	GP	GP	GP	GP	GP	GP	GP	GP	GP	GP	GP	GP	GP	GP
Space mean speed (mph)	41	41	49	52	36	46	36	40	32	52	29	56	35	35	55	55	52	32	32
Travel time per vehicle (min)	5.08	0.56	0.12	0.33	0.91	0.37	1.34	0.42	1.51	0.33	1.26	0.30	1.00	0.52	0.31	0.60	0.32	0.39	0.71
Volume (vph)	-	-	-	-	-	-	-	-	-	-	-	-	-	-	-	-	-	-	-
Level of Service (LOS)																			

SEGMENT	91	92	93	94	95	96	97	98	99	100	101	102	103	104	105	106	107	108	109	110	111	112	113	114
Segment Length (ft)	2,640	1,500	405	755	1,250	1,500	1,435	3,000	1,500	3,480	1,500	700	2,000	4,255	2,000	460	1,500	3,240	1,500	6,730	3,000	455	1,500	3,025
Number of lanes	2	2	2	2	2	2	2	2	2	2	2	2	2	2	2	2	2	2	2	2	2	2	2	2
Free Flow Speed (mph)	70	70	70	70	70	70	70	70	70	70	70	70	70	70	70	70	70	70	70	70	70	70	70	70
Segment demand (vph)	2,898	2,898	2,541	2,541	2,061	2,907	2,907	2,907	2,907	2,265	2,958	2,958	2,958	2,958	2,966	2,966	2,966	2,344	2,887	2,887	2,887	2,887	2,887	1,873
On-Ramp demand (vph)		357		480					642								622						1,014	
Off-Ramp demand (vph)						846					693								543					
Ramp-to-Ramp demand (vph)																								
Travel time per vehicle (min)	0.62	0.30	0.09	0.15	0.25	0.31	0.34	0.71	0.31	0.72	0.31	0.17	0.49	1.04	0.46	0.11	0.30	0.66	0.31	1.51	0.67	0.10	0.30	0.58
VMTD Veh-miles (Demand)	1,449	823	195	363	488	826	790	1,652	826	1,493	840	392	1,120	2,384	1,123	258	843	1,438	820	3,680	1,640	249	820	1,073
VMTV Veh-miles (Volume)	1,449	823	195	363	488	826	790	1,652	826	1,493	840	392	1,120	2,384	1,123	258	843	1,438	820	3,680	1,640	249	820	1,073
VHT travel (hrs)	30.09	14.70	3.71	6.54	8.60	15.04	16.51	34.52	14.90	27.00	15.22	8.46	24.18	51.45	22.71	5.22	15.05	25.62	14.76	72.46	32.30	4.90	14.52	18.22
VHD delay (hrs)	9.39	2.94	0.92	1.35	1.63	3.24	5.23	10.93	3.10	5.67	3.22	2.86	8.17	17.39	6.66	1.53	3.01	5.07	3.05	19.89	8.87	1.34	2.80	2.90
Space mean speed (mph)	48	56	53	56	57	55	48	48	55	55	46	46	46	46	49	49	56	56	56	51	51	51	56	59
Segment density (veh/mi/lane)	30	21	24	20	18	18	30	30	23	20	23	32	32	32	30	30	21	21	27	28	28	28	20	16
Segment density (pc/mi/lane)	35	24	28	23	21	21	35	35	26	24	27	37	37	37	34	34	24	23	30	32	32	32	22	17
Tolled Express Lane	GP	GP	GP	GP	GP	GP	GP	GP	GP	GP	GP	GP	GP	GP	GP	GP	GP	GP	GP	GP	GP	GP	GP	GP
Space mean speed (mph)	48	56	53	56	57	55	48	48	55	55	46	46	46	46	49	49	56	56	56	51	51	51	56	59
Travel time per vehicle (min)	0.62	0.30	0.09	0.15	0.25	0.31	0.34	0.71	0.31	0.72	0.31	0.17	0.49	1.04	0.46	0.11	0.30	0.66	0.31	1.51	0.67	0.10	0.30	0.58
Volume (vph)	-	-	-	-	-	-	-	-	-	-	-	-	-	-	-	-	-	-	-	-	-	-	-	-
Level of Service (LOS)																								

6:45 AM	C	B	C	B	B	B	C	C	C	B	C	D	D	D	D	D	C	C	C	C	C	C	B	B
7:00 AM	D	C	C	C	C	B	D	D	C	C	C	D	D	D	D	C	C	C	B	C	C	C	B	B
7:15 AM	D	C	C	C	C	B	D	D	C	C	C	D	D	D	C	C	C	C	C	C	D	D	B	B
7:30 AM	D	C	D	C	C	C	E	E	C	C	C	E	E	E	E	E	C	C	D	D	D	D	C	B
7:45 AM	E	C	D	C	C	C	E	E	C	C	D	E	E	E	E	E	C	C	D	E	E	E	C	C
8:00 AM	E	C	D	C	C	C	E	E	C	C	C	E	E	E	D	D	C	C	D	D	D	D	C	C
8:15 AM	D	C	C	B	B	B	D	D	C	C	D	D	D	D	D	D	C	C	D	D	D	D	C	B
8:30 AM	D	C	C	C	C	B	D	D	C	C	C	D	D	D	D	D	C	C	D	D	D	D	C	C

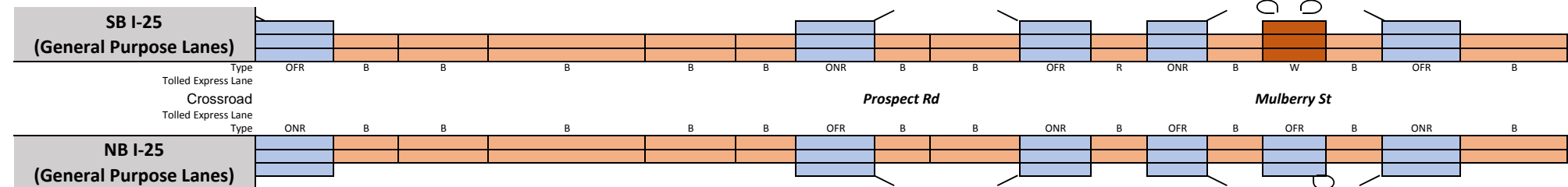


6:45 AM	E	C	C	C	D	D	F	F	D	C	C	E	E	E	E	E	C	C	C	E	E	E	C	C
7:00 AM	F	D	D	C	E	D	F	F	D	D	D	F	F	F	F	F	D	D	D	F	F	F	D	C
7:15 AM	F	D	D	D	F	F	F	F	F	D	C	F	F	F	F	F	D	D	D	F	F	F	D	C
7:30 AM	F	F	F	F	F	F	F	F	F	E	F	F	F	F	F	F	F	D	F	F	F	F	D	D
7:45 AM	E	F	F	F	F	D	F	F	E	C	D	F	F	F	F	F	D	D	D	F	F	F	D	D
8:00 AM	F	E	F	F	F	D	F	F	E	D	D	F	F	F	F	F	D	C	D	F	F	F	D	C
8:15 AM	F	D	F	F	F	F	F	F	F	D	D	F	F	F	F	F	D	E	D	F	F	F	D	D
8:30 AM	F	D	F	F	F	D	F	F	E	D	D	F	F	F	F	F	D	D	D	F	F	F	D	C

SEGMENT	91	92	93	94	95	96	97	98	99	100	101	102	103	104	105	106	107	108	109	110	111	112	113	114
Segment Length (ft)	1,925	1,500	1,050	1,500	600	1,500	1,545	3,000	540	3,680	1,500	500	2,000	4,255	2,000	900	1,500	2,900	1,500	6,630	3,000	600	1,500	2,565
Number of lanes	2	2	2	2	2	2	2	2	2	2	2	2	2	2	2	2	2	2	2	2	2	2	2	2
Free Flow Speed (mph)	70	70	70	70	70	70	70	70	70	70	70	70	70	70	70	70	70	70	70	70	70	70	70	70
Segment demand (vph)	3,712	3,712	2,834	3,246	3,246	3,872	3,872	3,872	3,872	2,904	3,624	3,624	3,624	3,624	3,624	3,624	3,624	2,916	3,611	3,611	3,611	3,611	3,611	2,462
On-Ramp demand (vph)				412		626							720											
Off-Ramp demand (vph)		878							968								708							1,149
Ramp-to-Ramp demand (vph)																								
Travel time per vehicle (min)	0.62	0.36	0.53	0.63	0.29	0.33	0.62	1.19	0.11	0.79	0.32	0.17	0.66	1.53	0.72	0.32	0.31	0.55	0.32	2.35	1.06	0.21	0.31	0.55
VMTD Veh-miles (Demand)	1,353	1,055	564	922	369	1,100	1,133	2,200	396	2,024	1,030	343	1,373	2,920	1,373	618	1,030	1,602	1,026	4,534	2,052	410	1,026	1,196
VMTV Veh-miles (Volume)	1,326	1,033	548	892	356	1,067	1,099	2,134	384	1,963	1,005	335	1,339	2,920	1,373	618	1,030	1,602	1,026	4,534	2,052	410	1,026	1,196
VHT travel (hrs)	37.66	22.11	24.11	32.89	15.17	20.46	38.51	74.77	7.02	37.30	18.64	9.76	39.02	92.15	43.32	19.49	18.65	26.50	19.35	141.54	64.04	12.81	18.91	22.41
VHD delay (hrs)	18.71	7.34	16.29	20.14	10.09	5.22	22.80	44.28	1.54	9.26	4.29	4.97	19.89	50.43	23.71	10.67	3.94	3.62	4.70	76.76	34.73	6.95	4.26	5.33
Space mean speed (mph)	35	47	23	27	23	52	29	29	55	53	54	34	34	32	32	32	55	60	53	32	32	32	54	53
Segment density (veh/mi/lane)	52	37	61	58	67	28	66	66	31	27	25	52	52	57	57	57	29	24	27	56	56	56	29	23
Segment density (pc/mi/lane)	59	42	70	67	77	32	76	76	35	31	28	59	59	66	66	66	34	28	31	65	65	65	33	27
Tolled Express Lane	GP	GP	GP	GP	GP	GP	GP	GP	GP	GP	GP	GP	GP	GP	GP	GP	GP	GP	GP	GP	GP	GP	GP	GP
Space mean speed (mph)	35	47	23	27	23	52	29	29	55	53	54	34	34	32	32	32	55	60	53	32	32	32	54	53
Travel time per vehicle (min)	0.62	0.36	0.53	0.63	0.29	0.33	0.62	1.19	0.11	0.79	0.32	0.17	0.66	1.53	0.72	0.32	0.31	0.55	0.32	2.35	1.06	0.21	0.31	0.55
Volume (vph)	-	-	-	-	-	-	-	-	-	-	-	-	-	-	-	-	-	-	-	-	-	-	-	-
Level of Service (LOS)																								

SEGMENT	115	116	117	118	119	120	121	122	123	124	125	126	127	128	129	130	131	
Segment Length (ft)	1,500	500	2,000	4,840	2,000	500	1,500	535	2,000	775	715	1,160	700	420	750	1,500	2,700	276,955
Number of lanes	2	2	2	2	2	2	2	2	2	2	2	2	2	3	2	2	2	
Free Flow Speed (mph)	70	70	70	70	70	70	70	70	70	70	70	70	70	70	70	70	70	
Segment demand (vph)	2,815	2,815	2,815	2,815	2,815	2,815	2,815	1,980	1,980	2,291	2,291	2,291	1,926	1,956	1,300	1,516	1,516	
On-Ramp demand (vph)							835					365		656				
Off-Ramp demand (vph)	942									311				30		216		
Ramp-to-Ramp demand (vph)																		
Travel time per vehicle (min)	0.31	0.11	0.44	1.07	0.44	0.11	0.31	0.10	0.39	0.16	0.14	0.23	0.14	0.09	0.14	0.30	0.51	74.77
VMTD Veh-miles (Demand)	800	267	1,066	2,580	1,066	267	800	201	750	336	310	503	255	156	185	431	775	192,452
VMTV Veh-miles (Volume)	800	267	1,066	2,580	1,066	267	800	201	750	336	310	503	255	156	185	431	775	178,725
VHT travel (hrs)	14.63	5.20	20.81	50.36	20.81	5.20	14.40	3.44	12.85	6.00	5.53	8.77	4.35	2.91	3.06	7.65	13.01	4,305.82
VHD delay (hrs)	3.20	1.39	5.58	13.49	5.58	1.39	2.98	0.57	2.14	1.19	1.10	1.58	0.70	0.69	0.42	1.50	1.93	2,929.99
Space mean speed (mph)	55	51	51	51	51	51	56	58	58	56	57	59	59	53	60	56	60	42
Segment density (veh/mi/lane)	22	27	27	27	27	27	23	17	17	17	21	16	16	12	11	13	13	35
Segment density (pc/mi/lane)	24	31	31	31	31	31	25	19	19	19	23	18	18	13	12	14	15	40
Tolled Express Lane	GP	GP	GP	GP	GP	GP	GP	GP	GP	GP	GP	GP	GP	GP	GP	GP	GP	TEL
Space mean speed (mph)	55	51	51	51	51	51	56	58	58	56	56	57	59	53	60	56	60	60
Travel time per vehicle (min)	0.31	0.11	0.44	1.07	0.44	0.11	0.31	0.10	0.39	0.16	0.14	0.23	0.14	0.09	0.14	0.30	0.51	57.48
Volume (vph)	-	-	-	-	-	-	-	-	-	-	-	-	-	-	-	-	-	17.29
Level of Service (LOS)																		

6:45 AM	B	C	C	C	C	C	B	B	B	B	B	B	B	A	A	B	A
7:00 AM	B	C	C	C	C	C	C	B	B	B	B	B	B	A	A	B	B
7:15 AM	C	C	C	C	C	C	C	B	B	B	B	B	B	A	A	B	B
7:30 AM	C	D	D	D	D	D	C	B	B	B	B	B	B	B	B	B	B
7:45 AM	C	E	E	E	E	E	D	C	C	C	B	B	B	C	B	B	B
8:00 AM	C	D	D	D	D	D	C	C	C	C	C	C	B	B	B	B	B
8:15 AM	C	D	D	D	D	D	C	C	C	C	B	B	B	B	B	B	B
8:30 AM	C	D	D	D	D	D	C	C	C	C	B	B	B	C	B	B	B

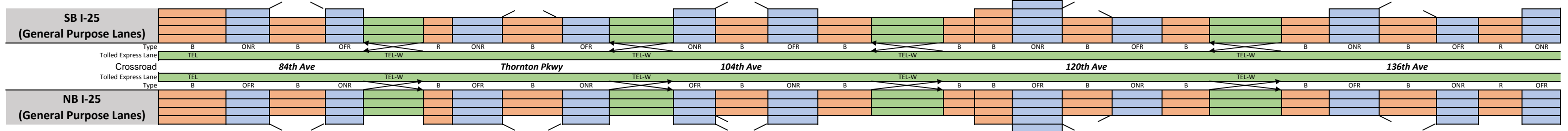


6:45 AM	B	C	C	C	C	C	A	B	B	B	B	B	B	A	A	A	A
7:00 AM	C	D	D	D	D	D	B	B	B	B	C	B	B	A	A	A	B
7:15 AM	C	D	D	D	D	D	B	B	B	B	C	B	B	A	A	A	A
7:30 AM	C	E	E	E	E	E	B	C	C	C	B	D	C	C	B	B	B
7:45 AM	C	E	E	E	E	E	B	C	C	C	B	D	C	C	B	B	B
8:00 AM	C	D	D	D	D	D	B	C	C	C	B	C	C	B	B	A	A
8:15 AM	C	E	E	E	E	E	B	C	C	C	B	C	C	C	B	B	B
8:30 AM	C	D	D	D	D	D	B	B	B	B	C	B	B	B	A	A	B

SEGMENT	115	116	117	118	119	120	121	122	123	124	125	126	127	128	129	130	131	
Segment Length (ft)	1,500	900	2,000	4,840	2,000	740	1,500	525	2,000	1,165	570	750	510	840	550	1,500	2,700	277,130
Number of lanes	2	2	2	2	2	2	2	2	2	2	2	2	2	2	2	2	2	2
Free Flow Speed (mph)	70	70	70	70	70	70	70	70	70	70	70	70	70	70	70	70	70	70
Segment demand (vph)	2,915	2,915	2,915	2,915	2,915	2,915	2,915	1,982	1,982	2,299	2,299	2,299	1,759	1,759	1,243	1,422	1,422	
On-Ramp demand (vph)	453									317							179	
Off-Ramp demand (vph)								933				540		516				
Ramp-to-Ramp demand (vph)																		
Travel time per vehicle (min)	0.31	0.22	0.48	1.16	0.48	0.18	0.31	0.10	0.40	0.23	0.12	0.15	0.10	0.19	0.10	0.29	0.51	72.96
VMTD Veh-miles (Demand)	828	497	1,104	2,672	1,104	409	828	197	751	507	248	327	170	280	129	404	727	183,993
VMTV Veh-miles (Volume)	828	497	1,104	2,672	1,104	409	828	197	751	507	248	327	170	280	129	404	727	182,922
VHT travel (hrs)	14.87	10.50	23.33	56.46	23.33	8.63	15.14	3.45	13.13	8.81	4.55	5.88	2.91	5.52	2.14	6.94	12.13	4,255.06
VHD delay (hrs)	3.04	3.40	7.56	18.29	7.56	2.80	3.31	0.63	2.40	1.56	1.00	1.21	0.49	1.52	0.29	1.17	1.74	1,563.93
Space mean speed (mph)	56	47	47	47	47	47	55	57	57	58	55	56	58	51	61	58	60	43
Segment density (veh/mi/lane)	22	31	31	31	31	31	14	17	17	15	21	19	15	12	10	9	12	34
Segment density (pc/mi/lane)	25	35	35	35	35	35	16	20	20	17	24	22	17	14	12	10	14	39
Tolled Express Lane	GP	GP	GP	GP	GP	GP	GP	GP	GP	GP	GP	GP	GP	GP	GP	GP	GP	TEL
Space mean speed (mph)	56	47	47	47	47	47	55	57	57	58	55	56	58	51	61	58	60	61
Travel time per vehicle (min)	0.31	0.22	0.48	1.16	0.48	0.18	0.31	0.10	0.40	0.23	0.12	0.15	0.10	0.19	0.10	0.29	0.51	63.32
Volume (vph)	-	-	-	-	-	-	-	-	-	-	-	-	-	-	-	-	-	9.64
Level of Service (LOS)																		

SEGMENT	1	2	3	4	5	6	7	8	9	10	11	12	13	14	15	16	17	18	19	20	21	22	23	24	25	26	27	28	
Segment Length (ft)	2,700	1,500	1,865	1,100	2,530	715	750	1,835	750	2,900	1,045	1,735	1,010	2,190	3,100	95	800	1,500	1,575	1,500	1,400	3,000	1,315	1,500	2,095	750	1,390	750	
Number of lanes	4	4	3	3	4	3	3	3	3	4	3	3	3	3	4	3	4	3	3	3	3	4	3	3	3	3	3	3	
Free Flow Speed (mph)	60	60	60	60	60	60	60	60	60	60	60	60	60	60	60	60	60	60	65	65	65	65	65	65	65	65	65	65	
Segment demand (vph)	7,540	7,540	5,972	6,637	8,378	6,632	6,632	5,491	6,485	8,231	6,549	5,040	6,048	6,048	7,731	6,156	6,156	6,156	4,973	6,229	6,229	7,802	6,245	6,245	4,989	5,636	5,636	5,636	
On-Ramp demand (vph)		1,568			1,746		1,141			1,682	1,509				1,575			1,183				1,557		1,256				1,157	
Off-Ramp demand (vph)			665		1,741				994	1,746			1,008		1,683						1,256					647			
Ramp-to-Ramp demand (vph)																													
Travel time per vehicle (min)	0.76	0.29	0.53	0.24	0.90	0.36	0.20	0.50	0.17	1.08	0.30	0.57	0.23	0.76	0.84	0.03	0.20	0.35	0.36	0.31	0.50	0.90	0.46	0.33	0.67	0.18	0.32	0.17	
VMTD Veh-miles (Demand)	3,856	2,142	2,109	1,383	4,014	898	942	1,908	921	4,521	1,296	1,656	1,157	2,509	4,539	111	933	1,749	1,483	1,770	1,652	4,433	1,555	1,774	1,980	801	1,484	801	
VMTV Veh-miles (Volume)	3,175	1,764	1,639	1,072	3,111	728	767	1,540	750	3,683	1,066	1,459	1,030	2,232	4,053	97	814	1,525	1,277	1,540	1,438	3,876	1,327	1,513	1,749	718	1,334	723	
VHT travel (hrs)	79.02	30.04	40.64	20.82	97.13	31.88	17.80	37.01	14.66	120.72	26.62	42.16	20.57	68.24	97.00	2.94	18.16	30.94	25.78	28.45	45.04	102.90	40.51	29.38	49.49	15.18	27.38	14.12	
VHD delay (hrs)	26.10	0.64	13.32	2.97	345.50	19.74	146.49	11.35	2.17	166.80	350.84	17.85	3.41	31.04	29.45	1.33	4.60	49.84	6.14	4.75	22.92	43.26	20.10	314.73	22.58	4.13	6.85	3.65	
Space mean speed (mph)	40	59	40	51	32	23	43	42	51	31	40	35	50	33	42	33	45	49	50	54	32	38	33	52	35	47	49	51	
Segment density (veh/mi/lane)	39	26	38	33	59	78	42	35	34	58	45	43	36	55	41	54	30	36	29	33	57	45	54	34	41	36	35	33	
Segment density (pc/mi/lane)	44	30	44	38	68	90	48	41	40	67	52	49	41	63	47	63	34	42	33	38	65	52	62	40	48	41	40	38	
Tolled Express Lane	TEL				TEL-W					TEL-W					TEL-W						TEL-W								
Space mean speed (mph)	40	60	60	55	32	60	60	60	51	31	60	60	60	59	42	60	60	60	65	65	62	38	65	65	65	65	65	65	65
Travel time per vehicle (min)	0.76	0.28	0.35	0.23	0.90	0.14	0.14	0.35	0.17	1.08	0.20	0.33	0.19	0.42	0.84	0.02	0.15	0.28	0.28	0.26	0.26	0.90	0.23	0.26	0.37	0.13	0.24	0.13	
Volume (vph)	1,741	1,741	1,741	1,741	1,448	1,746	1,746	1,746	1,746	1,746	1,516	1,682	1,682	1,682	1,682	1,398	1,575	1,575	1,575	1,575	1,575	1,355	1,557	1,557	1,557	1,557	1,557	1,557	1,557
Level of Service (LOS)	E	D	D	D	F	D	D	D	D	F	D	D	D	D	D	D	D	D	C	C	C	E	C	C	C	C	C	C	

6:45 AM	E	D	F	F	F	D	D	E	D	F	D	D	D	F	F	F	D	C	D	E	F	E	F	D	D	E	E	C	
7:00 AM	F	F	F	F	F	F	F	F	F	F	F	E	F	F	F	F	D	F	E	F	F	F	F	F	D	F	F	F	
7:15 AM	F	D	F	F	F	F	F	E	F	F	F	E	D	F	E	F	D	C	D	F	F	D	F	F	C	E	E	C	
7:30 AM	F	F	F	F	F	F	F	F	F	F	F	D	F	F	F	F	D	F	E	F	F	F	F	D	F	F	F	F	
7:45 AM	E	F	F	F	F	F	F	F	F	F	F	F	F	F	F	F	D	F	E	F	F	F	F	F	F	F	F	F	
8:00 AM	E	F	F	F	F	F	F	F	F	F	F	F	F	F	F	F	D	F	D	F	F	F	F	F	F	F	F	F	
8:15 AM	E	F	F	F	F	F	F	F	F	F	F	F	F	F	F	F	D	F	F	F	F	F	F	F	F	F	E	E	C
8:30 AM	E	D	F	F	F	F	F	E	F	F	F	F	F	F	F	F	D	F	F	F	F	F	F	F	C	E	E	D	

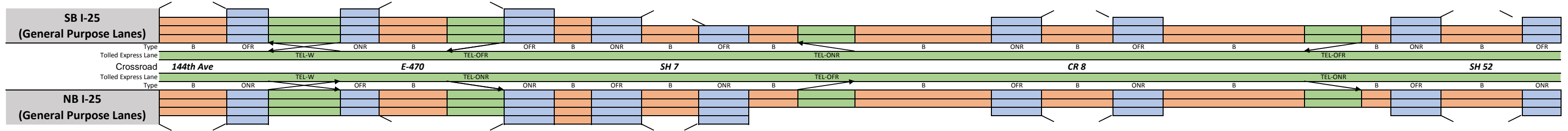


6:45 AM	C	C	C	C	C	B	C	C	C	C	B	C	C	D	C	D	C	B	C	C	E	D	E	D	D	C	D	D
7:00 AM	D	C	D	C	D	C	B	D	C	D	C	D	D	F	D	F	D	B	D	D	F	E	F	E	E	D	D	D
7:15 AM	C	C	C	C	D	C	B	C	C	D	B	D	C	E	C	E	D	B	D	D	E	D	F	D	D	C	D	D
7:30 AM	D	C	D	D	D	D	B	D	C	D	C	D	F	D	D	F	D	B	D	D	F	E	F	E	E	D	D	D
7:45 AM	D	C	E	D	E	D	B	E	D	E	C	E	D	F	D	F	D	B	D	D	F	E	F	E	E	D	D	D
8:00 AM	E	D	F	D	E	D	C	E	D	E	C	E	D	F	D	F	D	B	E	D	F	E	F	F	E	D	E	E
8:15 AM	D	C	E	D	E	D	B	E	D	E	C	E	D	F	D	F	D	B	D	D	F	E	F	E	D	F	F	F
8:30 AM	D	D	E	D	E	D	C	E	D	E	C	E	D	F	D	F	D	B	E	D	F	D	E	F	F	F	F	F

SEGMENT	1	2	3	4	5	6	7	8	9	10	11	12	13	14	15	16	17	18	19	20	21	22	23	24	25	26	27	28
Segment Length (ft)	2,700	1,100	1,875	750	2,200	170	1,500	2,180	1,350	2,450	995	1,700	1,500	1,765	3,000	310	715	1,500	1,525	1,500	1,400	3,000	1,380	1,500	2,040	1,015	1,070	745
Number of lanes	4	4	3	3	4	4	3	3	3	4	3	3	3	3	4	3	4	3	3	3	3	4	3	3	3	3	3	3
Free Flow Speed (mph)	60	60	60	60	60	60	60	60	60	60	60	60	60	60	60	60	60	60	65	65	65	65	65	65	65	65	65	65
Segment demand (vph)	4,919	4,919	4,058	4,624	5,589	4,564	4,564	3,934	4,636	5,661	4,618	4,056	4,887	4,887	5,929	4,975	4,975	4,975	3,995	5,004	5,004	5,958	5,310	5,310	4,320	4,921	4,921	4,921
On-Ramp demand (vph)				566	965				702	1,025			831		1,042					1,009			954			601		
Off-Ramp demand (vph)		861			1,025		630			1,043	562				954			980					648		990			1,083
Ramp-to-Ramp demand (vph)																												
Travel time per vehicle (min)	0.67	0.21	0.49	0.17	0.55	0.04	0.33	0.56	0.31	0.62	0.22	0.44	0.35	0.53	0.62	0.10	0.18	0.33	0.36	0.33	0.42	0.73	0.47	0.31	0.51	0.22	0.23	0.16
VMTD Veh-miles (Demand)	2,515	1,025	1,441	657	2,329	147	1,297	1,624	1,185	2,627	870	1,306	1,388	1,634	3,369	292	674	1,413	1,154	1,422	1,327	3,385	1,388	1,509	1,669	946	997	694
VMTV Veh-miles (Volume)	2,515	1,025	1,441	657	2,329	147	1,297	1,624	1,185	2,627	870	1,306	1,388	1,634	3,369	292	674	1,413	1,154	1,422	1,327	3,373	1,382	1,502	1,662	942	993	692
VHT travel (hrs)	54.59	17.26	33.19	13.42	51.57	3.10	25.12	36.50	24.08	58.16	16.84	29.66	28.36	43.39	61.25	7.96	14.57	27.62	24.24	27.47	35.22	71.91	41.26	27.62	36.80	18.17	19.16	12.76
VHD delay (hrs)	12.66	0.18	9.17	2.48	12.75	0.65	3.51	9.43	4.32	14.38	2.34	7.90	5.22	16.16	5.10	3.09	3.34	4.06	6.49	5.60	14							

SEGMENT	29	30	31	32	33	34	35	36	37	38	39	40	41	42	43	44	45	46	47	48	49	50	51			
Segment Length (ft)	2,720	1,280	3,000	1,280	3,650	2,000	750	685	750	2,535	1,500	520	2,000		7,390	1,500	2,750	1,500		7,610	2,000	295	1,500	3,030	1,500	
Number of lanes	3	3	4	3	3	4	3	3	3	2	2	2	3		2	2	2	2		2	3	2	2	2	2	
Free Flow Speed (mph)	65	65	65	65	70	70	70	70	70	70	70	70	70		70	70	70	70		70	70	70	70	70	70	
Segment demand (vph)	4,479	5,267	6,823	5,893	4,708	5,638	5,168	5,168	5,168	3,831	4,995	4,995	5,822		4,736	4,736	3,999	4,522		4,522	5,605	4,729	4,729	3,671	4,027	
On-Ramp demand (vph)			930	1,185		827			1,337				1,086			737					876			1,058		
Off-Ramp demand (vph)		788	1,556			930	357				1,164		827					523			1,087				356	
Ramp-to-Ramp demand (vph)																										
Travel time per vehicle (min)	0.59	0.26	0.80	0.28	0.81	0.42	0.14	0.16	0.13	0.59	0.31	0.21	1.37		2.15	0.41	1.67	0.65		8.30	0.40	0.13	0.32	2.09	0.80	
VMTD Veh-miles (Demand)	2,307	1,277	3,877	1,429	3,255	2,136	734	670	734	1,839	1,419	492	2,205		6,629	1,345	2,083	1,285		6,518	2,123	264	1,343	2,107	1,144	
VMTV Veh-miles (Volume)	2,036	1,137	3,457	1,250	2,744	1,799	599	547	599	1,384	1,067	370	1,667		5,124	1,048	1,541	956		4,858	1,733	207	1,051	1,592	865	
VHT travel (hrs)	39.12	20.68	81.28	24.44	53.27	33.02	10.07	11.07	8.82	28.52	19.46	12.96	100.56		131.46	25.01	82.31	36.29		466.34	30.15	8.17	19.56	96.71	40.82	
VHD delay (hrs)	7.79	3.19	28.09	14.87	14.07	7.32	1.51	3.25	0.26	8.76	4.21	7.68	424.17		58.26	10.04	60.30	22.63		396.95	5.66	5.22	156.77	73.96	28.46	
Space mean speed (mph)	52	55	43	51	52	54	59	49	68	49	55	29	17		39	42	19	26		10	57	25	54	16	21	
Segment density (veh/mi/lane)	25	28	39	34	26	25	24	28	21	30	29	66	88		47	42	79	64		162	28	73	23	84	72	
Segment density (pc/mi/lane)	28	33	45	39	30	29	27	33	24	34	33	76	102		54	48	91	73		186	32	85	27	99	84	
Tolled Express Lane		TEL-W				TEL-OFR				TEL-ONR				TEL-OFR												
Space mean speed (mph)	65	62	43	66	70	54	70	70	70	70	68	47	17		70	70	70	70		70	57	70	70	70	70	67
Travel time per vehicle (min)	0.48	0.23	0.80	0.22	0.59	0.42	0.12	0.11	0.12	0.41	0.25	0.13	1.37		1.20	0.24	0.45	0.24		1.24	0.40	0.05	0.24	0.49	0.25	
Volume (vph)	1,557	1,557	797	930	930	827	827	827	827	827	827	827	827		1,087	1,087	1,087	1,087		1,087	876	876	876	876	876	
Level of Service (LOS)	C	C	C	B	B	B	B	B	B	B	B	B	F		B	B	B	B		B	B	B	B	B	B	

6:45 AM	D	C	E	C	D	C	C	D	C	D	F	F	F	F	F	F	F	F	F	F	F	F	F	F	D
7:00 AM	D	D	F	F	D	D	C	D	C	F	F	F	F	F	F	F	F	F	F	F	F	F	F	F	F
7:15 AM	C	C	E	C	D	C	C	D	C	F	F	F	F	F	F	F	F	F	F	F	F	F	F	F	F
7:30 AM	D	C	F	F	D	C	C	D	C	F	F	F	F	F	F	F	F	F	F	F	F	F	F	F	F
7:45 AM	E	F	F	F	D	D	C	D	C	F	F	F	F	F	F	F	F	F	F	F	F	F	F	F	F
8:00 AM	C	D	F	F	D	D	C	D	C	F	F	F	F	F	F	F	F	F	F	F	F	F	F	F	F
8:15 AM	C	C	E	C	D	C	C	D	C	E	F	F	F	F	F	F	F	F	F	F	E	F	F	F	F
8:30 AM	C	C	E	C	D	C	C	D	C	D	F	F	F	F	F	F	F	F	F	F	E	F	F	F	F

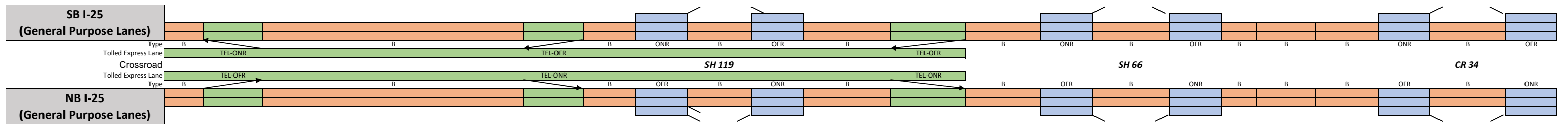


6:45 AM	C	C	C	C	C	C	C	C	C	C	F	F	F	D	F	D	C	F	F	D	F	D	D	C	C
7:00 AM	D	C	C	D	D	C	D	D	E	F	F	F	E	F	D	C	F	F	F	E	F	F	D	C	C
7:15 AM	D	C	C	D	D	C	F	F	F	F	F	F	D	F	D	C	F	F	F	F	F	F	D	C	C
7:30 AM	D	C	C	E	F	F	F	F	F	F	F	F	E	F	F	F	F	F	F	F	F	F	E	F	F
7:45 AM	D	F	F	F	F	F	F	F	F	F	F	F	E	F	D	C	F	F	F	E	F	F	D	C	C
8:00 AM	F	F	F	F	F	F	F	F	F	F	F	F	D	F	D	C	F	F	F	E	F	F	D	E	C
8:15 AM	F	F	F	F	F	F	F	F	F	F	F	F	E	F	D	C	F	F	F	E	F	F	E	E	C
8:30 AM	F	F	F	F	F	F	F	F	F	F	F	F	D	F	D	E	C	F	F	E	F	F	D	E	C

SEGMENT	29	30	31	32	33	34	35	36	37	38	39	40	41	42	43	44	45	46	47	48	49	50	51		
Segment Length (ft)	2,714	935	2,976	750	2,725	2,000	1,500	645	1,500	2,005	1,500	1,470	2,000		7,240	1,500	2,955	1,500		7,555	2,000	155	1,500	3,580	750
Number of lanes	3	3	4	3	3	4	3	4	3	3	3	2	3		2	2	2	2		2	3	2	2	2	2
Free Flow Speed (mph)	65	65	65	65	70	70	70	70	70	70	70	70	70		70	70	70	70		70	70	70	70	70	70
Segment demand (vph)	3,838	4,488	5,136	4,579	4,228	4,786	5,132	5,132	5,132	3,710	4,369	4,369	4,797		3,816	3,816	3,271	3,753		3,753	4,734	3,866	3,866	3,033	3,429
On-Ramp demand (vph)		650	648			558	774				659		428								981				396
Off-Ramp demand (vph)			557	351		428			1,422				981		545						868			833	
Ramp-to-Ramp demand (vph)																									
Travel time per vehicle (min)	0.90	0.34	1.76	0.39	2.35	2.08	0.88	0.70	0.99	2.48	1.29	0.59	0.45		2.05	0.31	0.69	0.31		2.20	0.95	0.06	0.31	0.85	0.15
VMTD Veh-miles (Demand)	1,973	795	2,895	650	2,182	1,813	1,458	627	1,458	1,409	1,241	1,216	1,817		5,233	1,084	1,831	1,066		5,370	1,793	113	1,098	2,056	487
VMTV Veh-miles (Volume)	1,910	767	2,675	594	1,880	1,516	1,241	528	1,223	1,177	1,067	1,046	1,585		4,576	948	1,601	950		5,345	1,742	110	1,067	1,997	475
VHT travel (hrs)	55.47	24.81	138.82	26.97	142.74	139.07	63.97	50.49	71.07	128.03	80.75	36.64	31.66		113.89	17.02	32.79	17.23		136.75	73.16	3.86	19.41	41.96	8.47
VHD delay (hrs)	26.09	13.02	100.81	17.84	115.89	139.17	46.83	42.95	53.61	111.21	65.52	21.70	9.02		48.52	3.47	9.91	3.66		60.39	76.79	2.29	4.17	13.44	1.69
Space mean speed (mph)	34	31	19	22	13	11	19	10	17	9	13	29	50		40	56	49	55		39	24	29	55	48	56
Segment density (veh/mi/lane)	36	47	62	63	92	92	75	103	83	112	95	66	32		42	26	29	23		48	64	66	30	31	20
Segment density (pc/mi/lane)	41	54	71	73	106	106	86	119	96	129	109	76	36		48	30	34	26		55	74	76	35	36	23
Tolled Express Lane		TEL-W				TEL-ONR				TEL-OFR				TEL-ONR											
Space mean speed (mph)	65	65	19	51	70	11	65	68	70	70	70	70	50		70	70	70	70		70	24	34	67	70	70
Travel time per vehicle (min)	0.47	0.16	1.76	0.17	0.44	2.08	0.26	0.11	0.24	0.33	0.24	0.24	0.45		1.18	0.24	0.48	0.24		1.23	0.95	0.05	0.26	0.58	0.12
Volume (vph)	649	649	503	558	558	428	428	428	428	428	428	428	428		981	981	981	981		981	868	868	868	868	868
Level of Service (LOS)	A	A																							

SEGMENT	52	53	54	55	56	57	58	59	60	61	62	63	64	65	66	67	68	69	70	71		
Segment Length (ft)	400	2,000		14,995	2,000	745	750	4,315	1,500	3,500	3,000	3,240	1,500	2,995	1,500	490	2,000	2,280	1,500	2,995	1,500	
Number of lanes	2	3		2	3	2	2	2	2	2	3	2	2	2	2	2	2	2	2	2	2	
Free Flow Speed (mph)	70	70		70	70	70	70	70	70	70	70	70	70	70	70	70	70	70	70	70	70	
Segment demand (vph)	4,027	4,903		4,015	4,904	4,342	4,342	2,577	3,461	3,461	4,023	4,019	4,019	3,110	3,733	3,733	3,733	3,733	2,910	3,162	3,162	
On-Ramp demand (vph)		888			562		1,765				4	909							823			
Off-Ramp demand (vph)		876			889				884		562				623							
Ramp-to-Ramp demand (vph)																					252	
Travel time per vehicle (min)	0.21	1.81		5.65	0.50	0.34	0.16	0.94	0.31	1.03	0.66	1.29	0.32	1.96	0.59	0.19	0.77	0.86	0.54	2.08	0.74	
VMTD Veh-miles (Demand)	305	1,857		11,402	1,858	613	617	2,106	983	2,294	2,286	2,466	1,142	1,764	1,061	346	1,414	1,612	1,061	1,651	898	
VMTV Veh-miles (Volume)	231	1,416		9,084	1,589	521	525	1,964	918	2,143	2,137	2,305	1,067	1,615	976	319	1,304	1,495	990	1,517	854	
VHT travel (hrs)	10.87	112.98		301.22	35.00	20.86	10.02	37.50	16.72	55.72	41.07	80.75	20.34	92.97	33.59	10.76	44.06	49.38	31.59	92.90	37.23	
VHD delay (hrs)	7.58	320.91		171.45	12.30	13.41	443.55	9.44	3.60	25.11	10.55	47.82	7.94	69.89	19.65	6.20	25.43	28.02	22.14	71.23	25.04	
Space mean speed (mph)	21	13		30	45	25	52	52	55	38	52	29	52	17	29	30	30	30	31	16	23	
Segment density (veh/mi/lane)	72	99		53	34	74	26	23	26	42	25	66	27	82	59	58	58	57	56	82	65	
Segment density (pc/mi/lane)	84	116		62	39	86	31	27	30	49	29	76	31	94	68	67	67	66	64	94	75	
Tolled Express Lane	TEL-ONR		TEL-OFR							TEL-OFR			GP	GP	GP	GP	GP	GP	GP	GP	GP	GP
Space mean speed (mph)	40	13		70	45	70	70	70	70	70	52	29	52	17	29	30	30	30	31	16	23	
Travel time per vehicle (min)	0.11	1.81		2.43	0.50	0.12	0.12	0.70	0.24	0.57	0.66	1.29	0.32	1.96	0.59	0.19	0.77	0.86	0.54	2.08	0.74	
Volume (vph)	876	876		889	562	562	562	562	562	562	-	-	-	-	-	-	-	-	-	-	-	
Level of Service (LOS)	C	F		B	B	A	A	A	A	A												

6:45 AM	F	D		F	D	F	F	C	C	E	C	F	D	D	C	E	E	E	C	C	C
7:00 AM	F	E		F	E	F	F	D	D	F	D	F	F	F	F	F	F	F	D	E	D
7:15 AM	F	F		F	E	F	F	D	D	F	D	F	F	F	F	F	F	F	F	F	D
7:30 AM	F	F		F	E	F	F	D	D	F	D	F	F	F	F	F	F	F	F	F	F
7:45 AM	F	F		F	E	F	F	D	D	F	D	F	F	F	F	F	F	F	F	F	F
8:00 AM	F	F		F	F	F	F	D	D	F	C	F	F	F	F	F	F	F	F	F	F
8:15 AM	F	F		F	F	F	F	C	D	F	C	F	F	F	F	F	F	F	F	F	F
8:30 AM	F	F		F	F	F	F	C	D	F	C	F	D	F	F	F	F	F	F	F	F

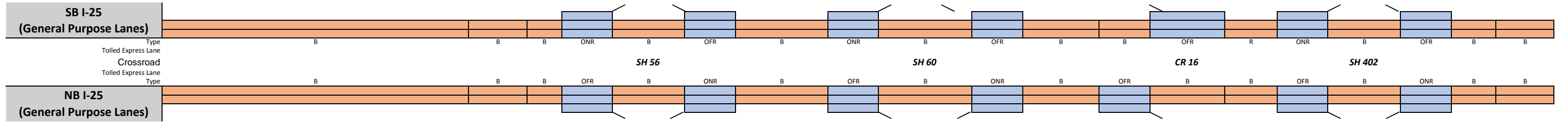


6:45 AM	E	C		E	C	E	B	C	C	E	C	F	D	D	D	F	F	F	D	E	D
7:00 AM	E	C		E	D	F	C	D	C	F	E	F	F	D	F	F	F	F	F	F	F
7:15 AM	F	D		F	D	F	C	D	C	E	F	F	F	F	F	F	F	F	F	F	F
7:30 AM	F	D		F	D	F	F	D	D	F	F	F	F	F	F	F	F	F	F	F	F
7:45 AM	F	D		F	D	F	C	C	E	F	F	F	F	F	F	F	F	F	F	F	D
8:00 AM	F	C		F	D	F	C	C	F	F	F	F	F	F	F	F	F	F	F	F	D
8:15 AM	F	D		F	D	F	C	F	F	F	F	F	F	F	F	F	F	F	F	F	F
8:30 AM	F	C		F	D	D	F	F	F	F	F	F	F	F	F	F	F	F	F	F	D

SEGMENT	52	53	54	55	56	57	58	59	60	61	62	63	64	65	66	67	68	69	70	71	
Segment Length (ft)	735	2,000		15,000	2,000	1,635	1,500	2,325	1,500	3,850	3,000	3,040	1,500	3,185	1,500	500	2,000	2,245	1,500	3,035	1,500
Number of lanes	2	3		2	3	2	2	2	2	2	3	2	2	2	2	2	2	2	2	2	2
Free Flow Speed (mph)	70	70		70	70	70	70	70	70	70	70	70	70	70	70	70	70	70	70	70	70
Segment demand (vph)	3,429	4,296		3,418	4,296	3,600	3,600	2,610	3,314	3,314	4,011	4,011	4,011	3,450	4,043	4,043	4,043	4,043	4,043	3,730	3,889
On-Ramp demand (vph)		867			878				704		697				593						159
Off-Ramp demand (vph)		878			696		990					561								313	
Ramp-to-Ramp demand (vph)																					
Travel time per vehicle (min)	0.21	0.41		4.29	0.42	0.54	0.31	0.47	0.36	1.64	2.23	1.03	0.36	1.29	0.32	0.19	0.74	0.83	0.30	0.90	0.33
VMTD Veh-miles (Demand)	477	1,627		9,710	1,627	1,115	1,023	1,149	941	2,416	2,279	2,309	1,139	2,081	1,149	383	1,531	1,719	1,149	2,144	1,105
VMTV Veh-miles (Volume)	465	1,594		9,514	1,601	1,097	1,007	1,130	922	2,305	2,156	2,177	1,074	1,935	1,080	360	1,440	1,616	1,080	2,018	1,042
VHT travel (hrs)	11.62	28.87		239.36	29.77	31.68	18.43	20.30	19.59	86.51	140.72	65.07	22.40	69.22	20.53	11.75	46.99	52.75	19.25	52.44	19.89
VHD delay (hrs)	4.97	6.10		103.44	6.90	16.01	4.05	4.16	6.42	53.58	109.92	33.96	7.05	41.58	5.10	6.61	26.42	29.66	3.82	23.62	5.00
Space mean speed (mph)	40	55		40	54	35	55	56	47	27	15	33	48	28	53	31	31	31	56	38	52
Segment density (veh/mi/lane)	42	25		42	26	51	20	23	33	59	83	57	37	57	27	62	62	62	32	46	29
Segment density (pc/mi/lane)	48	29		48	30	59	23	26	38	68	94	64	42	65	31	71	71	71	36	52	33
Tolled Express Lane	TEL-OFR		TEL-ONR							TEL-ONR			GP	GP	GP	GP	GP	GP	GP	GP	GP
Space mean speed (mph)	70	55		70	54	69	70	70	70	70	15	33	48	28	53	31	31	31	56	38	52
Travel time per vehicle (min)	0.12	0.41		2.44	0.42	0.27	0.24	0.38	0.24	0.63	2.23	1.03	0.36	1.29	0.32	0.19	0.74	0.83	0.30	0.90	0.33
Volume (vph)	868	867		878	696	696	696	696	696	696	-	-	-	-	-	-	-	-	-	-	-
Level of Service (LOS)	B	B		B	B	A	A	A	A	A											

SEGMENT	72	73	74	75	76	77	78	79	80	81	82	83	84	85	86	87	88	89	90
Segment Length (ft)	18,155	2,000	425	1,500	3,020	1,500	4,340	1,500	3,245	1,500	5,790	3,075	750	895	1,165	2,870	750	705	2,000
Number of lanes	2	2	2	2	2	2	2	2	2	2	2	2	2	2	2	2	2	2	2
Free Flow Speed (mph)	70	70	70	70	70	70	70	70	70	70	70	70	70	70	70	70	70	70	70
Segment demand (vph)	3,162	3,166	3,166	3,166	2,953	3,513	3,513	3,513	2,870	3,439	3,439	3,439	3,714	3,714	3,714	2,931	3,518	3,518	3,518
On-Ramp demand (vph)				213				643							783				
Off-Ramp demand (vph)						560				569			275				587		
Ramp-to-Ramp demand (vph)																			
Travel time per vehicle (min)	4.67	0.53	0.11	0.32	0.73	0.31	1.40	0.32	0.76	0.31	1.75	0.93	0.15	0.19	0.25	0.62	0.15	0.23	0.65
VMTD Veh-miles (Demand)	10,872	1,199	255	899	1,689	998	2,888	998	1,764	977	3,771	2,003	528	630	819	1,593	500	470	1,333
VMTV Veh-miles (Volume)	10,452	1,198	255	899	1,688	997	2,885	997	1,762	976	3,767	2,001	527	629	819	1,591	500	470	1,333
VHT travel (hrs)	236.43	27.78	5.90	16.70	35.94	17.96	82.15	18.66	36.28	17.58	100.22	53.23	9.39	11.96	15.57	30.01	9.01	13.39	37.98
VHD delay (hrs)	87.12	10.66	2.27	3.87	11.83	3.71	40.93	4.41	11.11	3.64	46.40	24.64	1.86	2.98	3.87	7.28	1.87	6.68	18.94
Space mean speed (mph)	44	43	43	54	47	56	35	53	49	56	38	38	56	53	53	53	53	55	35
Segment density (veh/mi/lane)	34	37	37	27	31	27	50	26	30	29	46	46	31	37	27	28	29	50	50
Segment density (pc/mi/lane)	40	42	42	31	36	31	57	30	34	33	53	53	35	43	31	32	34	58	58
Tolled Express Lane	GP	GP	GP	GP	GP	GP	GP	GP	GP	GP	GP	GP	GP	GP	GP	GP	GP	GP	GP
Space mean speed (mph)	44	43	43	54	47	56	35	53	49	56	38	38	56	53	53	53	53	55	35
Travel time per vehicle (min)	4.67	0.53	0.11	0.32	0.73	0.31	1.40	0.32	0.76	0.31	1.75	0.93	0.15	0.19	0.25	0.62	0.15	0.23	0.65
Volume (vph)	-	-	-	-	-	-	-	-	-	-	-	-	-	-	-	-	-	-	-
Level of Service (LOS)																			

6:45 AM	C	C	C	C	C	C	D	C	C	C	E	E	D	D	C	D	D	E	E
7:00 AM	E	E	E	D	E	D	F	D	D	D	F	F	D	D	D	D	D	F	F
7:15 AM	F	F	F	D	E	D	F	D	D	D	F	F	F	F	F	D	D	F	F
7:30 AM	D	F	F	D	E	D	F	D	D	D	F	F	E	E	D	D	D	F	F
7:45 AM	D	D	D	D	D	D	F	D	D	D	F	F	D	D	D	C	D	F	F
8:00 AM	E	E	E	D	D	D	F	D	D	D	F	F	F	F	F	D	E	F	F
8:15 AM	E	D	D	C	D	C	E	C	D	D	E	E	D	D	D	C	D	E	E
8:30 AM	C	D	D	C	C	C	E	C	D	C	E	E	D	D	C	D	D	E	E

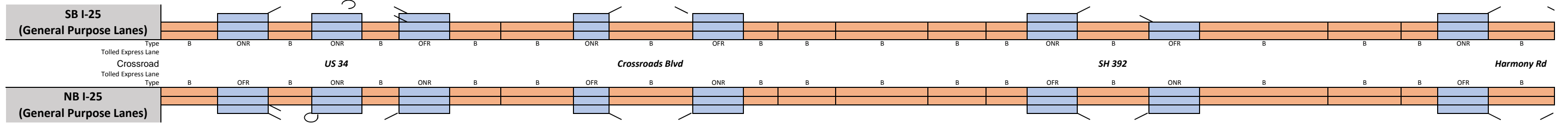


6:45 AM	F	F	F	D	D	F	F	F	F	F	F	F	F	F	F	F	D	D	F	F
7:00 AM	F	F	F	F	F	F	F	F	F	F	F	F	F	F	F	F	D	D	F	F
7:15 AM	F	F	F	F	F	F	F	F	F	F	F	F	F	F	F	F	D	F	F	F
7:30 AM	F	F	F	F	F	F	F	F	F	F	F	F	F	F	F	F	D	F	F	F
7:45 AM	F	F	F	F	F	F	F	F	F	F	F	F	F	F	F	F	C	F	F	F
8:00 AM	F	F	F	F	F	F	F	F	F	F	F	F	F	F	F	F	C	E	F	F
8:15 AM	F	F	F	F	F	F	F	F	F	F	F	F	F	F	F	F	D	F	F	F
8:30 AM	F	F	F	F	F	F	F	F	F	F	F	F	F	F	F	F	D	F	F	F

SEGMENT	72	73	74	75	76	77	78	79	80	81	82	83	84	85	86	87	88	89	90
Segment Length (ft)	18,150	2,000	500	1,500	2,890	1,500	4,225	1,500	4,255	1,500	3,160	1,500	3,095	1,610	1,500	2,930	1,500	1,095	2,000
Number of lanes	2	2	2	2	2	2	2	2	2	2	2	2	2	2	2	2	2	2	2
Free Flow Speed (mph)	70	70	70	70	70	70	70	70	70	70	70	70	70	70	70	70	70	70	70
Segment demand (vph)	3,889	3,889	3,889	3,889	3,707	4,263	4,263	4,263	3,743	4,453	4,453	4,453	4,132	4,132	4,132	3,318	4,017	4,017	4,017
On-Ramp demand (vph)						556				710							699		
Off-Ramp demand (vph)				182				520				321			814				
Ramp-to-Ramp demand (vph)																			
Travel time per vehicle (min)	9.92	1.12	0.27	0.84	1.90	0.57	1.66	0.59	2.38	0.33	1.26	0.30	0.98	0.51	0.31	0.59	0.36	0.35	0.60
VMTD Veh-miles (Demand)	13,368	1,473	368	1,105	2,029	1,211	3,411	1,211	3,016	1,265	2,665	1,265	2,422	1,260	1,174	1,841	1,141	833	1,522
VMTV Veh-miles (Volume)	10,666	1,173	293	878	1,608	991	2,780	986	2,455	1,067	2,248	1,067	2,055	1,069	996	1,541	988	721	1,317
VHT travel (hrs)	513.10	57.69	13.86	43.21	92.80	33.18	96.01	34.27	120.84	20.57	78.76	18.99	57.13	29.72	18.06	27.27	20.80	20.23	34.91
VHD delay (hrs)	360.73	40.94	9.68	30.66	69.84	19.02	56.29	20.18	85.77	5.32	46.64	3.74	27.76	14.44	3.83	5.25	6.69	9.93	16.10
Space mean speed (mph)	21	20	21	20	17	30	29	29	20	52	29	56	36	36	55	57	47	36	38
Segment density (veh/mi/lane)	75	76	73	76	85	58	60	60	75	29	66	31	49	49	29	25	34	49	46
Segment density (pc/mi/lane)	86	88	84	87	97	67	69	69	86	33	76	36	56	56	34	28	39	56	53
Tolled Express Lane	GP	GP	GP	GP	GP	GP	GP	GP	GP	GP	GP	GP	GP	GP	GP	GP	GP	GP	GP
Space mean speed (mph)	21	20	21	20	17	30	29	29	20	52	29	56	36	36	55	57	47	36	38
Travel time per vehicle (min)	9.92	1.12	0.27	0.84	1.90	0.57	1.66	0.59	2.38	0.33	1.26	0.30	0.98	0.51	0.31	0.59	0.36	0.35	0.60
Volume (vph)	-	-	-	-	-	-	-	-	-	-	-	-	-	-	-	-	-	-	-
Level of Service (LOS)																			

SEGMENT	91	92	93	94	95	96	97	98	99	100	101	102	103	104	105	106	107	108	109	110	111	112	113	114	
Segment Length (ft)	2,640	1,500	405	755	1,250	1,500	1,435	3,000	1,500	3,480	1,500	700	2,000	4,255	2,000	460	1,500	3,240	1,500	6,730	3,000	455	1,500	3,025	
Number of lanes	2	2	2	2	2	2	2	2	2	2	2	2	2	2	2	2	2	2	2	2	2	2	2	2	
Free Flow Speed (mph)	70	70	70	70	70	70	70	70	70	70	70	70	70	70	70	70	70	70	70	70	70	70	70	70	
Segment demand (vph)	3,518	3,518	2,934	2,934	2,328	3,351	3,351	3,351	3,351	2,668	3,308	3,308	3,308	3,308	3,316	3,316	3,316	2,698	3,311	3,311	3,311	3,311	3,311	2,344	
On-Ramp demand (vph)		584		606					683								618						967		
Off-Ramp demand (vph)						1,023					640									613					
Ramp-to-Ramp demand (vph)																									
Travel time per vehicle (min)	0.86	0.32	0.10	0.16	0.26	0.31	0.42	0.87	0.32	0.77	0.31	0.20	0.58	1.23	0.50	0.11	0.31	0.68	0.31		1.66	0.74	0.11	0.31	0.61
VMTD Veh-miles (Demand)	1,759	999	225	420	551	952	911	1,904	952	1,758	940	439	1,253	2,666	1,256	289	942	1,656	941	4,220	1,881	285	941	1,343	
VMTV Veh-miles (Volume)	1,759	999	225	420	551	952	911	1,904	952	1,758	940	439	1,253	2,666	1,256	289	942	1,656	941	4,220	1,881	285	941	1,343	
VHT travel (hrs)	50.14	18.66	4.79	7.68	10.14	17.46	23.37	48.85	17.69	34.43	16.99	11.13	31.79	67.63	27.52	6.33	17.13	30.67	16.98	91.53	40.80	6.19	17.00	23.70	
VHD delay (hrs)	25.01	4.38	1.57	1.69	2.26	3.86	10.36	21.65	4.09	9.31	3.56	4.86	13.89	29.55	9.58	2.20	3.67	7.02	3.54	31.24	13.92	2.11	3.57	4.51	
Space mean speed (mph)	35	54	47	55	54	55	39	39	54	51	55	39	39	39	46	46	55	54	55	46	46	46	55	57	
Segment density (veh/mi/lane)	50	26	31	23	21	22	43	43	26	26	26	42	42	42	36	36	24	25	30	36	36	36	23	21	
Segment density (pc/mi/lane)	58	30	36	27	25	25	49	49	30	30	30	48	48	48	40	40	27	27	34	40	40	40	26	23	
Tolled Express Lane	GP	GP	GP	GP	GP	GP	GP	GP	GP	GP	GP	GP	GP	GP	GP	GP	GP	GP	GP	GP	GP	GP	GP	GP	
Space mean speed (mph)	35	54	47	55	54	55	39	39	54	51	55	39	39	39	46	46	55	54	55	46	46	46	55	57	
Travel time per vehicle (min)	0.86	0.32	0.10	0.16	0.26	0.31	0.42	0.87	0.32	0.77	0.31	0.20	0.58	1.23	0.50	0.11	0.31	0.68	0.31	1.66	0.74	0.11	0.31	0.61	
Volume (vph)	-	-	-	-	-	-	-	-	-	-	-	-	-	-	-	-	-	-	-	-	-	-	-	-	
Level of Service (LOS)																									

6:45 AM	E	C	D	C	B	B	D	D	C	C	C	E	E	E	D	D	C	C	D	D	D	D	C	B
7:00 AM	F	D	D	C	C	C	E	E	D	D	D	E	E	E	D	D	C	C	D	D	D	D	C	B
7:15 AM	F	D	D	C	C	C	E	E	C	D	D	D	D	D	D	D	C	C	D	D	D	D	C	B
7:30 AM	F	D	D	C	C	C	F	F	D	D	D	F	F	F	E	E	C	D	D	D	E	E	C	C
7:45 AM	F	D	E	C	C	C	F	F	D	D	D	F	F	F	F	F	D	D	D	E	E	E	C	C
8:00 AM	F	D	E	D	D	C	F	F	D	D	D	F	F	F	E	E	C	D	D	D	E	E	C	D
8:15 AM	E	C	D	C	C	C	E	E	D	D	D	F	F	F	E	E	C	D	D	D	E	E	C	C
8:30 AM	E	C	D	C	C	C	E	E	C	D	D	E	E	E	E	E	C	C	D	D	E	E	C	C

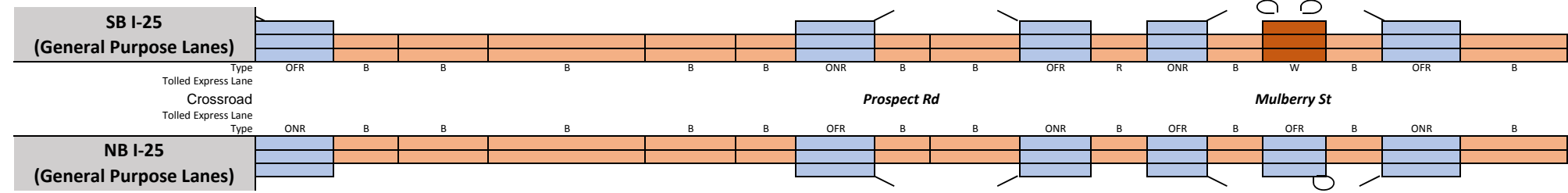


6:45 AM	F	C	D	C	E	F	F	F	F	D	C	F	F	F	F	F	D	D	D	F	F	F	D	C
7:00 AM	F	F	D	D	F	F	F	F	F	E	F	F	F	F	F	F	F	D	D	F	F	F	F	D
7:15 AM	F	F	C	F	F	F	F	F	F	E	F	F	F	F	F	F	F	F	F	F	F	F	F	D
7:30 AM	F	F	F	F	F	F	F	F	F	F	F	F	F	F	F	F	F	F	F	F	F	F	F	D
7:45 AM	F	F	F	F	F	F	F	F	F	D	F	F	F	F	F	F	F	F	F	F	F	F	F	D
8:00 AM	F	F	F	F	F	F	F	F	F	C	F	F	F	F	F	F	F	F	F	F	F	F	F	D
8:15 AM	F	F	F	F	F	F	F	F	F	E	F	F	F	F	F	F	F	F	F	F	F	F	F	D
8:30 AM	F	F	F	F	F	F	F	F	F	E	F	F	F	F	F	F	F	F	F	F	F	F	F	D

SEGMENT	91	92	93	94	95	96	97	98	99	100	101	102	103	104	105	106	107	108	109	110	111	112	113	114
Segment Length (ft)	1,925	1,500	1,050	1,500	600	1,500	1,545	3,000	540	3,680	1,500	500	2,000	4,255	2,000	900	1,500	2,900	1,500	6,630	3,000	600	1,500	2,565
Number of lanes	2	2	2	2	2	2	2	2	2	2	2	2	2	2	2	2	2	2	2	2	2	2	2	2
Free Flow Speed (mph)	70	70	70	70	70	70	70	70	70	70	70	70	70	70	70	70	70	70	70	70	70	70	70	70
Segment demand (vph)	4,017	4,017	3,091	3,661	3,661	4,265	4,265	4,265	4,265	3,452	4,031	4,031	4,031	4,031	4,031	4,031	4,031	3,444	4,148	4,148	4,148	4,148	4,148	3,066
On-Ramp demand (vph)				570		604																		
Off-Ramp demand (vph)		926							813								587							1,082
Ramp-to-Ramp demand (vph)																								
Travel time per vehicle (min)	0.67	0.53	0.68	0.73	0.30	0.33	0.62	1.19	0.11	0.71	0.32	0.18	0.70	2.59	0.68	0.31	0.45	1.41	0.33	2.63	1.19	0.24	0.31	0.58
VMTD Veh-miles (Demand)	1,465	1,141	615	1,040	416	1,212	1,248	2,423	436	2,406	1,145	382	1,527	3,248	1,527	687	1,145	1,892	1,178	5,209	2,357	471	1,178	1,489
VMTV Veh-miles (Volume)	1,267	981	518	896	358	1,067	1,099	2,134	384	2,116	1,027	342	1,370	2,954	1,384	622	1,034	1,674	1,066	4,712	2,132	426	1,066	1,348
VHT travel (hrs)	38.66	30.25	29.57	38.57	16.02	20.46	38.51	74.77	6.96	35.68	19.21	10.61	42.45	157.98	41.39	18.68	27.02	71.47	20.41	164.23	74.31	14.86	19.52	26.97
VHD delay (hrs)	20.56	16.23	22.17	25.77	10.90	5.22	22.80	44.28	1.47	5.45	4.54	5.72	22.89	115.77	21.61	9.80	12.24	47.56	5.18	96.92	43.86	8.77	4.29	7.71
Space mean speed (mph)	33	32	18	23	22	52	29	29	55	59	53	32	32	19	33	33	38	23	52	29	29	29	55	50
Segment density (veh/mi/lane)	53	51	74	68	70	28	66	66	31	26	25	56	56	98	55	55	47	65	28	65	65	65	30	28
Segment density (pc/mi/lane)	61	59	86	78	81	32	76	76	35	29	29	64	64	113	63	63	54	75	32	75	75	75	35	32
Tolled Express Lane	GP	GP	GP	GP	GP	GP	GP	GP	GP	GP	GP	GP	GP	GP	GP	GP	GP	GP	GP	GP	GP	GP	GP	GP
Space mean speed (mph)	33	32	18	23	22	52	29	29	55	59	53	32	32	19	33	33	38	23	52	29	29	29	55	50
Travel time per vehicle (min)	0.67	0.53	0.68	0.73	0.30	0.33	0.62	1.19	0.11	0.71	0.32	0.18	0.70	2.59	0.68	0.31	0.45	1.41	0.33	2.63	1.19	0.24	0.31	0.58
Volume (vph)	-	-	-	-	-	-	-	-	-	-	-	-	-	-	-	-	-	-	-	-	-	-	-	-
Level of Service (LOS)																								

SEGMENT	115	116	117	118	119	120	121	122	123	124	125	126	127	128	129	130	131		
Segment Length (ft)	1,500	500	2,000	4,840	2,000	500	1,500	535	2,000	775	715	1,160	700	420	750	1,500	2,700	276,955	
Number of lanes	2	2	2	2	2	2	2	2	2	2	2	2	2	3	2	2	2		
Free Flow Speed (mph)	70	70	70	70	70	70	70	70	70	70	70	70	70	70	70	70	70		
Segment demand (vph)	3,245	3,245	3,245	3,245	3,245	3,245	3,245	2,492	2,492	2,684	2,684	2,684	2,162	2,205	1,230	1,832	1,832		
On-Ramp demand (vph)							753					522		975					
Off-Ramp demand (vph)	901									192				43		602			
Ramp-to-Ramp demand (vph)																			
Travel time per vehicle (min)	0.31	0.12	0.49	1.18	0.49	0.12	0.31	0.11	0.41	0.16	0.14	0.23	0.14	0.10	0.14	0.31	0.53	88.17	
VMTD Veh-miles (Demand)	922	307	1,229	2,975	1,229	307	922	253	944	394	363	590	287	175	175	520	937	215,521	
VMTV Veh-miles (Volume)	922	307	1,229	2,975	1,229	307	922	253	944	394	363	590	287	175	175	520	937	192,355	
VHT travel (hrs)	16.83	6.60	26.40	63.89	26.40	6.60	16.95	4.55	17.00	6.99	6.46	10.38	4.96	3.49	2.89	9.39	16.16	5,350.87	
VHD delay (hrs)	3.66	2.21	8.84	21.40	8.84	2.21	3.78	0.94	3.52	1.37	1.27	1.96	0.87	0.99	0.40	1.95	2.78	4,935.67	
Space mean speed (mph)	55	47	47	47	47	47	54	56	56	56	56	57	58	50	60	55	58	36	
Segment density (veh/mi/lane)	25	35	35	35	35	35	26	22	22	21	36	19	19	14	10	15	16	44	
Segment density (pc/mi/lane)	28	39	39	39	39	39	29	25	25	23	39	21	20	15	12	18	18	50	
Tolled Express Lane	GP	GP	GP	GP	GP	GP	GP	GP	GP	GP	GP	GP	GP	GP	GP	GP	GP	GP	TEL
Space mean speed (mph)	55	47	47	47	47	47	54	56	56	56	56	57	58	50	60	55	58	59	
Travel time per vehicle (min)	0.31	0.12	0.49	1.18	0.49	0.12	0.31	0.11	0.41	0.16	0.14	0.23	0.14	0.10	0.14	0.31	0.53	66.52	
Volume (vph)	-	-	-	-	-	-	-	-	-	-	-	-	-	-	-	-	-	-	21.64
Level of Service (LOS)																			

6:45 AM	C	C	C	C	C	C	C	C	C	C	B	B	B	B	B	A	B	B
7:00 AM	C	D	D	D	D	D	C	C	C	C	B	B	B	B	B	A	B	B
7:15 AM	C	D	D	D	D	D	C	C	C	C	C	C	B	B	B	A	B	B
7:30 AM	C	D	D	D	D	D	C	C	C	C	C	C	B	B	B	A	B	B
7:45 AM	D	F	F	F	F	F	D	C	C	C	C	C	C	B	B	B	B	C
8:00 AM	D	E	E	E	E	E	D	D	D	C	C	C	C	B	B	C	C	C
8:15 AM	C	E	E	E	E	E	C	C	C	C	C	C	C	B	B	B	B	B
8:30 AM	C	D	D	D	D	D	C	C	C	C	C	C	C	B	B	B	B	C

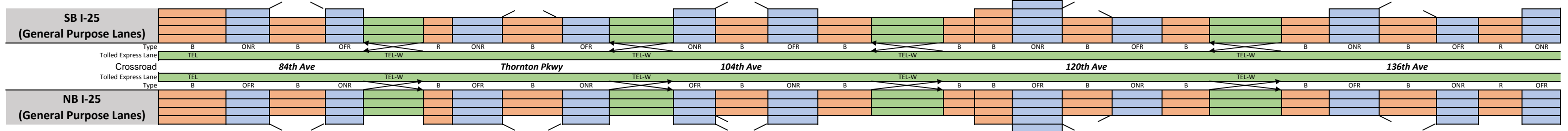


6:45 AM	C	D	D	D	D	D	B	C	C	B	D	C	B	B	A	A	A	A
7:00 AM	C	E	E	E	E	E	B	C	C	B	D	C	B	B	A	A	A	B
7:15 AM	C	E	E	E	E	E	B	C	C	B	D	C	B	B	A	A	A	B
7:30 AM	F	F	F	F	F	F	F	D	D	C	D	C	C	B	B	B	B	B
7:45 AM	D	E	E	E	E	E	B	D	D	C	D	C	C	B	B	B	B	B
8:00 AM	C	E	E	E	E	E	B	C	C	B	D	C	B	B	A	B	B	B
8:15 AM	C	E	E	E	E	E	B	D	D	C	D	C	C	B	B	B	B	B
8:30 AM	C	E	E	E	E	E	B	D	D	C	D	C	C	B	B	B	B	B

SEGMENT	115	116	117	118	119	120	121	122	123	124	125	126	127	128	129	130	131		
Segment Length (ft)	1,500	900	2,000	4,840	2,000	740	1,500	525	2,000	1,165	570	750	510	840	550	1,500	2,700	277,130	
Number of lanes	2	2	2	2	2	2	2	2	2	2	2	2	2	2	2	2	2	2	
Free Flow Speed (mph)	70	70	70	70	70	70	70	70	70	70	70	70	70	70	70	70	70	70	
Segment demand (vph)	3,458	3,458	3,458	3,458	3,458	3,458	3,458	2,681	2,681	2,876	2,876	2,876	2,002	2,002	1,302	1,624	1,624		
On-Ramp demand (vph)	392									195							322		
Off-Ramp demand (vph)							777					874		700					
Ramp-to-Ramp demand (vph)																			
Travel time per vehicle (min)	0.31	0.23	0.52	1.26	0.52	0.19	0.31	0.11	0.42	0.23	0.13	0.15	0.10	0.19	0.10	0.29	0.51	98.91	
VMTD Veh-miles (Demand)	982	589	1,310	3,170	1,310	485	982	267	1,016	635	310	409	193	319	136	461	830	208,847	
VMTV Veh-miles (Volume)	900	540	1,200	2,903	1,200	444	900	243	927	583	285	375	178	294	125	433	779	191,065	
VHT travel (hrs)	16.36	12.40	27.56	66.69	27.56	10.20	16.31	4.54	17.29	10.22	5.55	6.83	3.07	5.82	2.06	7.44	13.06	5,946.37	
VHD delay (hrs)	3.51	4.69	10.42	25.22	10.42	3.86	3.45	1.06	4.04	1.88	1.47	1.46	0.53	1.63	0.27	1.26	1.93	3,187.08	
Space mean speed (mph)	55	44	44	44	44	44	55	54	54	57	51	55	58	50	61	58	60	32	
Segment density (veh/mi/lane)	24	36	36	36	36	36	16	23	23	18	26	22	16	13	10	10	13	48	
Segment density (pc/mi/lane)	27	42	42	42	42	42	18	26	26	21	30	25	18	15	11	11	15	55	
Tolled Express Lane	GP	GP	GP	GP	GP	GP	GP	GP	GP	GP	GP	GP	GP	GP	GP	GP	GP	GP	TEL
Space mean speed (mph)	55	44	44	44	44	44	55	54	54	57	51	55	58	50	61	58	60	60	
Travel time per vehicle (min)	0.31	0.23	0.52	1.26	0.52	0.19	0.31	0.11	0.42	0.23	0.13	0.15	0.10	0.19	0.10	0.29	0.51	81.10	
Volume (vph)	-	-	-	-	-	-	-	-	-	-	-	-	-	-	-	-	-	-	17.81
Level of Service (LOS)																			

SEGMENT	1	2	3	4	5	6	7	8	9	10	11	12	13	14	15	16	17	18	19	20	21	22	23	24	25	26	27	28	
Segment Length (ft)	2,700	1,500	1,865	1,100	2,530	715	750	1,835	750	2,900	1,045	1,735	1,010	2,190	3,100	95	800	1,500	1,575	1,500	1,400	3,000	1,315	1,500	2,095	750	1,390	750	
Number of lanes	4	4	3	3	4	3	3	3	3	4	3	3	3	3	4	3	4	3	3	3	3	4	3	3	3	3	3	3	
Free Flow Speed (mph)	60	60	60	60	60	60	60	60	60	60	60	60	60	60	60	60	60	60	65	65	65	65	65	65	65	65	65	65	
Segment demand (vph)	5,036	5,036	3,856	4,633	5,533	4,660	4,660	3,803	4,596	5,478	4,673	3,494	4,349	4,349	5,149	4,531	4,531	4,531	3,163	4,282	4,282	4,898	4,336	4,336	3,483	4,145	4,145	4,145	
On-Ramp demand (vph)		1,180			873		857			805	1,179				618			1,368				562		853				845	
Off-Ramp demand (vph)				777	900				793	882			855		800					1,119		616				662			
Ramp-to-Ramp demand (vph)																													
Travel time per vehicle (min)	0.67	0.29	0.46	0.24	0.68	0.17	0.17	0.45	0.17	0.74	0.24	0.42	0.22	0.58	0.80	0.03	0.19	0.34	0.34	0.31	0.35	0.63	0.33	0.32	0.47	0.16	0.30	0.16	
VMTD Veh-miles (Demand)	2,575	1,431	1,362	965	2,651	631	662	1,322	653	3,009	925	1,148	832	1,804	3,023	82	687	1,287	944	1,216	1,135	2,783	1,080	1,232	1,382	589	1,091	589	
VMTV Veh-miles (Volume)	2,575	1,431	1,362	965	2,651	631	662	1,322	653	3,009	925	1,148	832	1,804	3,023	82	687	1,287	944	1,216	1,135	2,783	1,080	1,232	1,382	589	1,091	589	
VHT travel (hrs)	55.90	24.22	29.77	18.73	62.31	12.85	13.47	28.75	12.67	67.43	18.76	24.18	16.13	42.29	68.74	1.97	14.34	25.43	17.95	22.31	24.80	51.42	23.83	23.02	27.05	10.78	20.38	11.00	
VHD delay (hrs)	12.98	0.38	7.07	2.65	18.13	2.33	2.44	6.73	1.79	17.28	3.35	5.05	2.27	12.23	18.36	0.62	2.90	3.97	3.43	3.60	7.33	8.60	7.21	4.07	5.78	1.72	3.59	1.94	
Space mean speed (mph)	46	59	46	52	43	49	49	46	52	45	49	47	52	43	44	41	48	51	53	55	46	54	45	54	51	55	54	54	
Segment density (veh/mi/lane)	27	21	28	30	32	32	32	28	30	30	32	25	28	34	29	37	24	30	20	26	31	22	32	27	23	25	26	26	
Segment density (pc/mi/lane)	31	25	32	34	37	36	36	32	34	35	36	28	32	39	33	42	27	34	23	30	36	26	37	31	26	29	30	30	
Tolled Express Lane	TEL			TEL-W				TEL-W					TEL-W					TEL-W				TEL-W							
Space mean speed (mph)	46	60	60	57	43	60	60	60	55	45	60	60	60	60	44	60	60	60	65	65	64	54	65	65	65	65	65	65	65
Travel time per vehicle (min)	0.67	0.28	0.35	0.22	0.68	0.14	0.14	0.35	0.15	0.74	0.20	0.33	0.19	0.42	0.80	0.02	0.15	0.28	0.28	0.26	0.25	0.63	0.23	0.26	0.37	0.13	0.24	0.13	
Volume (vph)	901	901	901	901	644	881	881	881	881	726	800	800	800	800	522	616	616	616	616	616	616	477	561	561	561	561	561	561	
Level of Service (LOS)	C	B	B	B	B	B	B	B	B	B	B	B	B	B	B	A	A	A	A	A	A	A	A	A	A	A	A	A	A

4:30 PM	D	C	E	C	E	D	D	D	D	D	D	D	C	E	D	E	D	B	C	D	E	C	E	C	D	D	D	C
4:45 PM	D	C	E	C	E	D	D	D	D	D	D	D	C	E	D	F	D	B	C	D	E	C	E	C	D	E	E	C
5:00 PM	D	C	D	C	D	D	D	D	D	D	D	D	C	E	D	E	D	B	C	D	E	C	E	C	D	D	D	C
5:15 PM	D	C	D	C	D	D	D	D	D	D	D	D	C	E	D	E	D	B	C	D	E	C	E	C	D	D	D	C
5:30 PM	D	C	D	C	E	D	D	D	D	E	D	D	C	E	D	E	D	B	C	D	D	C	D	C	D	D	D	C
5:45 PM	D	C	D	C	E	D	D	D	D	E	D	D	C	E	E	F	D	B	C	D	E	D	E	C	D	E	E	C
6:00 PM	D	C	D	C	E	D	D	D	D	E	D	D	C	E	E	F	D	B	C	D	E	D	E	C	D	E	E	C
6:15 PM	D	C	D	C	E	D	D	D	D	E	D	D	C	E	D	E	D	B	C	D	E	D	E	C	D	E	E	C



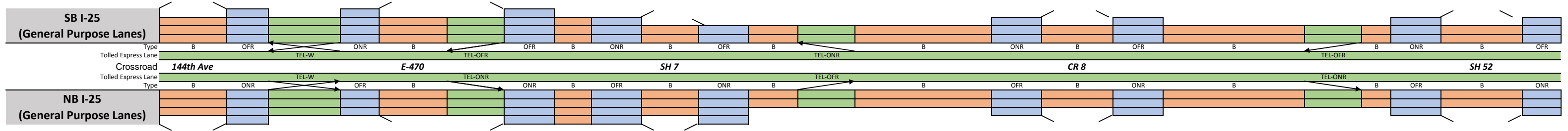
4:30 PM	D	C	E	D	E	D	C	E	C	E	C	D	C	E	E	F	D	B	D	C	E	D	E	D	D	C	D	D
4:45 PM	D	C	E	D	E	D	C	E	D	E	C	D	D	F	E	F	D	B	D	C	E	D	E	D	D	C	D	D
5:00 PM	D	C	E	D	E	D	C	E	D	E	C	D	D	F	E	F	D	B	D	D	E	D	F	E	D	D	D	D
5:15 PM	D	C	E	D	E	D	C	E	D	E	D	D	D	F	E	F	D	B	D	D	E	D	F	E	D	D	D	D
5:30 PM	E	D	E	D	E	D	C	E	F	F	F	E	D	F	D	F	D	F	D	D	F	D	F	E	D	D	D	D
5:45 PM	E	D	E	D	E	F	F	F	F	F	F	E	F	F	D	F	D	F	E	D	F	D	F	E	D	D	D	D
6:00 PM	E	D	E	D	E	F	F	F	F	F	F	E	F	F	D	F	D	F	E	D	F	E	F	E	D	D	D	D
6:15 PM	E	D	E	D	F	F	F	F	F	F	F	E	D	F	D	F	D	F	E	D	F	D	F	E	D	D	D	D

SEGMENT	1	2	3	4	5	6	7	8	9	10	11	12	13	14	15	16	17	18	19	20	21	22	23	24	25	26	27	28
Segment Length (ft)	2,700	1,100	1,875	750	2,200	170	1,500	2,180	1,350	2,450	995	1,700	1,500	1,765	3,000	310	715	1,500	1,525	1,500	1,400	3,000	1,380	1,500	2,040	1,015	1,070	745
Number of lanes	4	4	3	3	4	4	3	3	3	4	3	3	3	3	4	3	4	3	3	3	3	4	3	3	3	3	3	3
Free Flow Speed (mph)	60	60	60	60	60	60	60	60	60	60	60	60	60	60	60	60	60	60	65	65	65	65	65	65	65	65	65	65
Segment demand (vph)	5,451	5,451	4,339	5,063	6,297	5,167	5,167	4,416	5,194	6,331	5,377	4,392	5,080	5,080	6,032	5,191	5,191	5,191	4,172	4,938	4,938	5,794	5,156	5,156	4,111	4,735	4,735	4,735
On-Ramp demand (vph)				724	1,234				778	1,137			688		952					766			856		1,045			1,088
Off-Ramp demand (vph)		1,112			1,130		751			954	985				841			1,019				638						
Ramp-to-Ramp demand (vph)																												
Travel time per vehicle (min)	0.69	0.21	0.50	0.18	0.56	0.05	0.35	0.70	0.33	0.88	0.22	0.45	0.35	0.53	0.70	0.10	0.18	0.33	0.37	0.33	0.39	0.72	0.42	0.31	0.49	0.22	0.23	0.16
VMTD Veh-miles (Demand)	2,787	1,136	1,541	719	2,624	166	1,468	1,823	1,328	2,938	1,013	1,414	1,443	1,698	3,427	305	703	1,475	1,205	1,403	1,309	3,292	1,348	1,465	1,588	910	960	668
VMTV Veh-miles (Volume)	2,787	1,136	1,541	719	2,623	166	1,462	1,794	1,307	2,846	978	1,365	1,400	1,647	3,340	297	685	1,436	1,172	1,371	1,279	3,228	1,321	1,436	1,556	894	943	656
VHT travel (hrs)	62.97	19.16	36.12	14.84	58.34	4.60	29.75	50.63	27.86	89.70	19.15	31.56	28.60	43.69	68.49	8.16	14.86	28.08	24.73	26.23	31.69	67.86	35.04	26.37	32.58	17.00	17.92	12.11
VHD delay (hrs)	16.52	0.23	10.44	2.86	14.63	1.84	5.39	20.73	6.57	45.76	2.84	8.81	5.27	16.24	12.82	3.21	3.45	4.15	6.70	5.14	12.01	18.20	14.72	4.28	8.63	3.24	3.42	2.01
Space mean speed (mph)	44	59	43	48	45	36	49	35	47	32	51	43	49	38	49	36	46	51	47	52	40	48	38	54	48	53	53	54
Segment density (veh/mi/lane)	31	23	34	35	34	36	35	41	36	48	34	33	34	44	30	46	27	33	29	31	40	30	45	31	28	29	29	29
Segment density (pc/mi/lane)	35	26	39																									

SEGMENT	29	30	31	32	33	34	35	36	37	38	39	40	41	42	43	44	45	46	47	48	49	50	51		
Segment Length (ft)	2,720	1,280	3,000	1,280	3,650	2,000	750	685	750	2,535	1,500	520	2,000		7,390	1,500	2,750	1,500		7,610	2,000	295	1,500	3,030	1,500
Number of lanes	3	3	4	3	3	4	3	3	3	2	2	2	3		2	2	2	2		2	3	2	2	2	2
Free Flow Speed (mph)	65	65	65	65	70	70	70	70	70	70	70	70	70		70	70	70	70		70	70	70	70	70	70
Segment demand (vph)	3,300	3,812	4,373	3,802	3,659	4,233	4,052	4,052	4,052	3,031	3,554	3,554	4,005		3,375	3,375	3,008	3,264		3,264	3,896	3,364	3,364	2,512	2,775
On-Ramp demand (vph)			571	143			447			1,021			630			367					532			852	
Off-Ramp demand (vph)		512	561			574	266				523		451					256			636				263
Ramp-to-Ramp demand (vph)																									
Travel time per vehicle (min)	0.59	0.26	0.62	0.27	0.77	0.41	0.14	0.15	0.12	0.63	0.31	0.17	0.42		2.18	0.31	0.68	0.30		2.12	0.41	0.10	0.31	0.67	0.30
VMTD Veh-miles (Demand)	1,700	924	2,485	922	2,529	1,603	576	526	576	1,455	1,010	350	1,517		4,724	959	1,567	927		4,704	1,476	188	956	1,442	788
VMTV Veh-miles (Volume)	1,700	924	2,485	922	2,529	1,603	576	526	576	1,455	1,010	350	1,517		4,724	959	1,567	927		4,704	1,476	188	956	1,442	788
VHT travel (hrs)	32.68	16.64	45.29	17.12	46.98	28.63	9.65	10.32	8.43	31.69	18.16	10.34	28.01		122.39	17.44	34.21	16.50		115.25	26.83	5.35	17.20	28.09	14.04
VHD delay (hrs)	6.53	2.42	7.07	2.94	10.85	5.72	1.43	2.81	0.21	10.90	3.73	5.34	6.34		54.91	3.75	11.82	3.26		48.05	5.75	2.67	3.54	7.50	2.77
Space mean speed (mph)	52	56	55	54	54	56	60	51	68	46	56	34	54		39	55	46	56		41	55	35	56	51	56
Segment density (veh/mi/lane)	21	23	20	24	23	19	23	27	20	33	27	52	24		44	23	33	24		40	23	48	20	24	20
Segment density (pc/mi/lane)	24	26	23	27	26	21	26	30	23	38	31	60	28		50	26	38	28		46	27	56	24	29	23

Tolled Express Lane	TEL-W					TEL-OFR					TEL-ONR					TEL-OFR									
Space mean speed (mph)	65	64	55	66	70	56	70	70	70	70	69	63	54		70	70	70	70		70	55	70	70	70	69
Travel time per vehicle (min)	0.48	0.23	0.62	0.22	0.59	0.41	0.12	0.11	0.12	0.41	0.25	0.09	0.42		1.20	0.24	0.45	0.24		1.24	0.41	0.05	0.24	0.49	0.25
Volume (vph)	561	561	487	573	573	447	451	451	451	451	451	451	451		636	636	636	636		636	532	532	532	532	532
Level of Service (LOS)	A	A	A	A	A	A	A	A	A	A	A	A	A		A	A	A	A		A	A	A	A	A	A

4:30 PM	C	C	B	B	C	C	C	D	C	D	D	F	C		E	C	D	C		E	C	E	C	D	C
4:45 PM	C	C	C	C	D	C	C	D	C	D	D	F	C		F	C	E	C		E	C	F	C	D	C
5:00 PM	C	C	B	C	C	C	C	D	C	D	D	F	C		C	D	C	C		E	C	E	C	C	C
5:15 PM	C	C	C	C	D	C	C	D	C	D	D	F	C		D	D	D	D		F	C	F	C	D	C
5:30 PM	C	C	C	C	C	C	C	D	C	E	D	F	C		C	D	C	C		E	C	F	C	D	C
5:45 PM	C	C	C	C	D	C	C	D	C	E	D	F	D		C	E	D	D		F	C	F	C	D	C
6:00 PM	C	C	C	C	D	C	C	D	C	E	D	F	D		C	E	C	C		E	C	F	C	D	C
6:15 PM	C	C	C	C	D	C	C	D	C	E	F	F	D		D	E	D	D		F	C	F	C	C	C

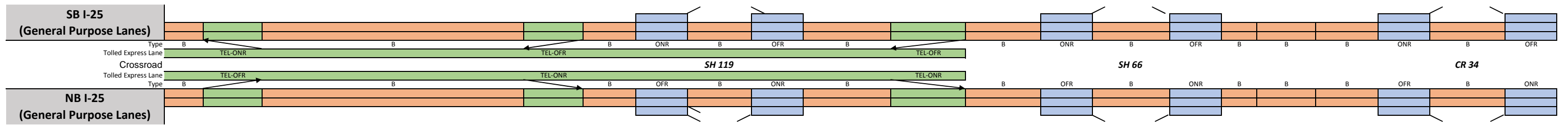


4:30 PM	C	C	B	C	C	C	C	B	C	B	F	D		E	D	D	C		E	D	D	D	D	C	B
4:45 PM	C	C	C	C	D	C	C	C	B	C	D	D		F	D	D	C		F	D	D	D	D	D	C
5:00 PM	D	C	C	D	D	C	C	C	B	C	F	F		F	D	E	C		F	D	F	D	D	D	C
5:15 PM	D	C	C	C	D	C	C	C	C	D	F	F		F	D	E	C		F	D	F	D	D	D	C
5:30 PM	D	C	C	D	D	C	C	D	D	F	F	D		F	F	E	C		F	D	F	F	E	E	C
5:45 PM	D	C	D	D	D	B	F	F	F	F	F	F		F	F	E	F		F	F	F	F	E	E	C
6:00 PM	D	C	D	D	C	F	F	F	F	F	F	F		F	F	E	F		F	F	F	F	E	E	C
6:15 PM	D	C	C	D	F	F	F	F	F	F	F	F		D	F	F	C		E	F	F	D	E	E	C

SEGMENT	29	30	31	32	33	34	35	36	37	38	39	40	41	42	43	44	45	46	47	48	49	50	51		
Segment Length (ft)	2,714	935	2,976	750	2,725	2,000	1,500	645	1,500	2,005	1,500	1,470	2,000		7,240	1,500	2,955	1,500		7,555	2,000	155	1,500	3,580	750
Number of lanes	3	3	4	3	3	4	3	4	3	3	3	2	3		2	2	2	2		2	3	2	2	2	2
Free Flow Speed (mph)	65	65	65	65	70	70	70	70	70	70	70	70	70		70	70	70	70		70	70	70	70	70	70
Segment demand (vph)	3,647	4,165	4,809	4,153	3,969	4,640	4,466	4,466	4,466	3,529	4,108	4,108	4,652		3,747	3,747	3,283	3,660		3,660	4,565	3,782	3,782	2,943	3,318
On-Ramp demand (vph)		518	644			671	384				579		544								905				375
Off-Ramp demand (vph)			656	184		558			937				905		464						783		839		
Ramp-to-Ramp demand (vph)																									
Travel time per vehicle (min)	0.61	0.20	0.63	0.15	0.60	0.39	0.35	0.23	0.48	1.30	1.13	0.59	0.44		2.21	0.31	0.73	0.31		2.66	0.52	0.06	0.31	0.84	0.15
VMTD Veh-miles (Demand)	1,875	738	2,711	590	2,048	1,758	1,269	546	1,269	1,340	1,167	1,144	1,762		5,138	1,064	1,837	1,040		5,237	1,729	111	1,074	1,995	471
VMTV Veh-miles (Volume)	1,842	726	2,674	582	2,020	1,729	1,233	524	1,203	1,226	1,067	1,046	1,629		4,742	982	1,697	968		5,179	1,696	109	1,051	1,951	462
VHT travel (hrs)	36.40	13.55	49.45	10.40	38.87	29.48	25.34	16.42	33.65	69.74	70.60	36.64	31.48		127.14	17.60	36.80	17.66		160.55	38.98	3.61	19.13	40.35	8.20
VHD delay (hrs)	8.07	2.38	8.31	1.45	10.01	4.86	7.72	8.93	16.46	52.23	55.35	21.70	8.21		59.40	3.57	12.56	3.83		86.57	14.75	2.06	4.11	12.48	1.60
Space mean speed (mph)	51	54	54	56	52	59	49	32	36	18	15	29	52		37	56	46	55		32	44	30	55	48	56
Segment density (veh/mi/lane)	24	26	22	24	25	19	32	34	39	61	83	66	30		46	27	33	23		56	34	62	30	30	20
Segment density (pc/mi/lane)	27	29	25	28	29	22	37	39	45	70	95	76	34		53	31	38	27		65	39	71	34	34	23
Tolled Express Lane	TEL-W					TEL-ONR					TEL-OFR					TEL-ONR									
Space mean speed (mph)	65	65	54	62	70	59	69	70	70	70	70	70	52		70	70	70	70		70	44	49	68	70	70
Travel time per vehicle (min)	0.47	0.16	0.63	0.14	0.44	0.39	0.25	0.11	0.24	0.33	0.24	0.24	0.44		1.18	0.24	0.48	0.24		1.23	0.52	0.04	0.25	0.58	0.12
Volume (vph)	638	638	532	656	656	558	558	558	558	558	558	558	544		903	903	903	903		903	783	783	783	783	783
Level of Service (LOS)																									

SEGMENT	52	53	54	55	56	57	58	59	60	61	62	63	64	65	66	67	68	69	70	71		
Segment Length (ft)	400	2,000		14,995	2,000	745	750	4,315	1,500	3,500	3,000	3,240	1,500	2,995	1,500	490	2,000	2,280	1,500	2,995	1,500	
Number of lanes	2	3		2	3	2	2	2	2	2	3	2	2	2	2	2	2	2	2	2	2	
Free Flow Speed (mph)	70	70		70	70	70	70	70	70	70	70	70	70	70	70	70	70	70	70	70	70	
Segment demand (vph)	2,775	3,307		2,765	3,306	2,933	2,933	1,915	2,427	2,427	2,802	2,798	2,298	2,804	2,804	2,804	2,804	2,804	2,804	2,623	2,757	
On-Ramp demand (vph)		542			373		1,018				4	500							181			
Off-Ramp demand (vph)		532			541				512		375				506							134
Ramp-to-Ramp demand (vph)																						
Travel time per vehicle (min)	0.10	0.40		3.56	0.41	0.19	0.15	0.86	0.31	0.76	0.62	0.74	0.30	0.62	0.31	0.11	0.46	0.52	0.30	0.66	0.30	
VMTD Veh-miles (Demand)	210	1,253		7,852	1,252	414	417	1,565	689	1,609	1,592	1,717	795	1,304	797	260	1,062	1,211	797	1,488	783	
VMTV Veh-miles (Volume)	210	1,253		7,852	1,252	414	417	1,565	689	1,609	1,592	1,717	795	1,304	797	260	1,062	1,211	797	1,488	783	
VHT travel (hrs)	4.41	22.04		164.12	22.58	9.22	7.45	27.48	12.40	30.62	28.82	34.63	14.06	23.68	14.32	5.26	21.45	24.46	14.24	28.71	13.87	
VHD delay (hrs)	1.41	4.14		51.94	4.69	3.31	1.49	5.12	2.55	7.64	6.08	10.10	2.70	5.06	2.94	1.54	6.28	7.16	2.86	7.45	2.69	
Space mean speed (mph)	48	57		48	55	45	56	57	56	53	55	50	57	55	56	50	50	50	50	56	52	
Segment density (veh/mi/lane)	29	19		29	20	33	21	17	19	23	17	28	20	21	22	28	28	28	28	21	25	
Segment density (pc/mi/lane)	34	22		34	23	38	24	20	22	27	19	32	22	24	26	33	33	33	33	25	29	
Tolled Express Lane	TEL-ONR		TEL-OFR							TEL-OFR			GP	GP	GP	GP	GP	GP	GP	GP	GP	GP
Space mean speed (mph)	63	57		70	55	70	70	70	70	70	55	50	57	55	56	50	50	50	56	52	56	
Travel time per vehicle (min)	0.07	0.40		2.43	0.41	0.12	0.12	0.70	0.24	0.57	0.62	0.74	0.30	0.62	0.31	0.11	0.46	0.52	0.30	0.66	0.30	
Volume (vph)	532	532		541	373	375	375	375	375	375	-	-	-	-	-	-	-	-	-	-	-	
Level of Service (LOS)	A	A		A	A	A	A	A	A	A												

4:30 PM	D	B		D	C	D	C	B	C	C	B	D	C	C	C	D	D	D	C	C	C
4:45 PM	E	C		E	C	E	C	C	C	D	B	D	C	C	C	D	D	D	C	D	C
5:00 PM	D	B		D	B	D	C	C	C	D	B	D	C	C	C	D	D	D	C	D	C
5:15 PM	E	C		E	C	E	C	C	C	D	B	D	C	C	C	E	E	E	C	D	C
5:30 PM	D	C		D	C	E	C	C	C	C	B	D	C	C	C	D	D	D	C	D	C
5:45 PM	E	C		E	C	E	C	C	C	D	B	D	C	C	C	D	D	D	C	D	C
6:00 PM	D	C		D	C	E	C	C	C	C	B	D	C	C	C	D	D	D	C	C	C
6:15 PM	D	C		D	C	D	C	B	B	C	B	D	C	C	C	D	D	D	C	C	C

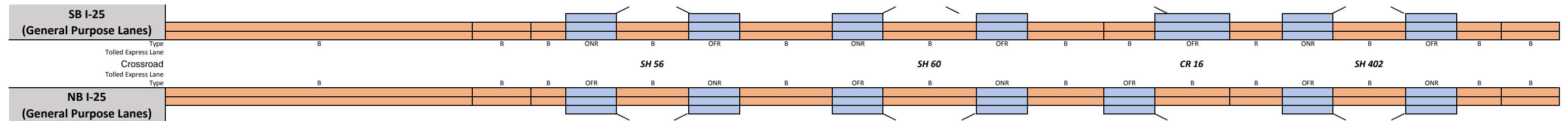


4:30 PM	D	C		D	C	E	B	C	C	D	C	E	D	D	C	D	D	D	C	D	C
4:45 PM	E	C		E	C	E	C	C	C	E	C	F	D	E	C	F	F	F	D	E	D
5:00 PM	E	C		E	C	F	C	C	C	E	C	F	D	E	D	F	F	F	D	E	D
5:15 PM	E	C		E	C	F	C	C	C	E	C	F	D	E	D	F	F	F	D	E	D
5:30 PM	F	C		F	C	F	C	C	C	E	C	F	D	D	C	E	E	E	D	E	D
5:45 PM	F	D		F	D	F	F	D	C	F	C	F	F	E	C	F	F	F	D	E	D
6:00 PM	F	D		F	D	F	C	C	C	F	C	F	F	E	D	F	F	F	D	E	D
6:15 PM	F	C		F	C	F	C	C	C	F	D	F	D	D	D	F	F	F	D	E	D

SEGMENT	52	53	54	55	56	57	58	59	60	61	62	63	64	65	66	67	68	69	70	71	
Segment Length (ft)	735	2,000		15,000	2,000	1,635	1,500	2,325	1,500	3,850	3,000	3,040	1,500	3,185	1,500	500	2,000	2,245	1,500	3,035	1,500
Number of lanes	2	3		2	3	2	2	2	2	2	3	2	2	2	2	2	2	2	2	2	2
Free Flow Speed (mph)	70	70		70	70	70	70	70	70	70	70	70	70	70	70	70	70	70	70	70	70
Segment demand (vph)	3,318	4,103		3,304	4,104	3,534	3,534	2,398	3,198	3,198	3,764	3,762	3,762	3,098	3,514	3,514	3,514	3,514	3,514	3,208	3,316
On-Ramp demand (vph)		785			800				800		566				416						108
Off-Ramp demand (vph)		799			570		1,136				2	664									306
Ramp-to-Ramp demand (vph)																					
Travel time per vehicle (min)	0.20	0.41		4.08	0.42	0.52	0.31	0.49	0.31	1.00	0.62	1.08	0.31	0.77	0.31	0.15	0.59	0.66	0.30	0.77	0.31
VMTD Veh-miles (Demand)	462	1,554		9,386	1,555	1,094	1,004	1,056	909	2,332	2,139	2,166	1,069	1,869	998	333	1,331	1,494	998	1,844	942
VMTV Veh-miles (Volume)	453	1,529		9,233	1,534	1,080	991	1,042	899	2,308	2,118	2,145	1,058	1,850	990	330	1,320	1,481	990	1,828	934
VHT travel (hrs)	10.84	27.55		221.20	28.56	29.95	18.24	19.13	16.24	52.93	38.31	66.92	19.13	39.55	18.19	8.59	34.35	38.55	17.65	40.68	17.23
VHD delay (hrs)	4.37	5.70		89.30	6.64	14.52	4.09	4.25	3.40	19.96	8.06	36.28	4.01	13.11	4.05	3.87	15.49	17.39	3.51	14.57	3.88
Space mean speed (mph)	42	56		42	54	36	54	54	55	44	55	32	55	47	54	38	38	38	38	56	45
Segment density (veh/mi/lane)	39	24		39	25	48	20	22	23	36	22	58	30	33	24	45	45	45	45	29	35
Segment density (pc/mi/lane)	45	28		45	29	56	23	25	26	42	26	66	34	37	28	52	52	52	52	40	30
Tolled Express Lane	TEL-OFR		TEL-ONR							TEL-ONR			GP	GP	GP	GP	GP	GP	GP	GP	GP
Space mean speed (mph)	70	56		70	54	69	70	70	70	70	55	32	55	47	54	38	38	38	38	56	45
Travel time per vehicle (min)	0.12	0.41		2.44	0.42	0.27	0.24	0.38	0.24	0.63	0.62	1.08	0.31	0.77	0.31	0.15	0.59	0.66	0.30	0.77	0.31
Volume (vph)	783	785		799	570	570	570	570	570	570	2	2	2	2	2	2	2	2	2	2	2
Level of Service (LOS)	B	B		B	A	A	A	A	A	A	A	A	A	A	A	A	A	A	A	A	A

SEGMENT	72	73	74	75	76	77	78	79	80	81	82	83	84	85	86	87	88	89	90
Segment Length (ft)	18,155	2,000	425	1,500	3,020	1,500	4,340	1,500	3,245	1,500	5,790	3,075	750	895	1,165	2,870	750	705	2,000
Number of lanes	2	2	2	2	2	2	2	2	2	2	2	2	2	2	2	2	2	2	2
Free Flow Speed (mph)	70	70	70	70	70	70	70	70	70	70	70	70	70	70	70	70	70	70	70
Segment demand (vph)	2,757	2,761	2,761	2,761	2,553	3,176	3,176	3,176	2,962	3,329	3,329	3,329	3,983	3,983	3,983	3,348	4,075	4,075	4,075
On-Ramp demand (vph)				208				214							635				
Off-Ramp demand (vph)						623				367			654				727		
Ramp-to-Ramp demand (vph)																			
Travel time per vehicle (min)	4.11	0.44	0.09	0.31	0.63	0.31	1.05	0.31	0.74	0.30	1.47	0.78	0.15	0.19	0.25	0.59	0.15	0.28	0.80
VMTD Veh-miles (Demand)	9,480	1,046	222	784	1,460	902	2,611	902	1,820	946	3,651	1,939	566	675	879	1,820	579	544	1,544
VMTV Veh-miles (Volume)	9,480	987	210	740	1,372	846	2,447	846	1,698	882	3,404	1,808	528	630	820	1,674	534	502	1,423
VHT travel (hrs)	188.84	18.95	4.03	13.37	25.29	15.24	52.10	15.19	33.89	15.75	76.12	40.43	9.52	11.98	15.59	30.28	9.65	17.57	49.85
VHD delay (hrs)	53.41	4.85	1.03	2.79	5.70	3.16	17.14	3.11	9.63	3.15	27.49	14.60	1.98	2.98	3.88	6.37	2.03	10.41	29.52
Space mean speed (mph)	50	52	52	55	54	55	47	56	50	56	45	45	55	53	53	55	55	29	29
Segment density (veh/mi/lane)	27	25	25	23	22	23	32	22	28	26	35	35	31	35	27	28	32	66	66
Segment density (pc/mi/lane)	32	29	29	26	25	26	36	26	32	30	40	40	35	40	31	32	36	76	76
Tolled Express Lane	GP	GP	GP	GP	GP	GP	GP	GP	GP	GP	GP	GP	GP	GP	GP	GP	GP	GP	GP
Space mean speed (mph)	50	52	52	55	54	55	47	56	50	56	45	45	55	53	53	55	55	29	29
Travel time per vehicle (min)	4.11	0.44	0.09	0.31	0.63	0.31	1.05	0.31	0.74	0.30	1.47	0.78	0.15	0.19	0.25	0.59	0.15	0.28	0.80
Volume (vph)	-	-	-	-	-	-	-	-	-	-	-	-	-	-	-	-	-	-	-
Level of Service (LOS)																			

4:30 PM	D	C	C	C	C	C	E	C	D	D	E	E	D	D	D	E	F	F	F
4:45 PM	D	D	D	C	D	C	E	C	D	D	E	E	F	F	F	D	F	F	F
5:00 PM	D	D	D	C	D	C	E	C	D	D	E	E	F	F	F	D	F	F	F
5:15 PM	D	D	D	C	C	C	E	C	D	D	E	E	F	F	F	D	F	F	F
5:30 PM	D	D	D	C	C	C	D	C	D	D	E	E	F	F	F	E	F	F	F
5:45 PM	D	D	D	C	C	C	E	C	D	D	E	E	F	F	F	D	F	F	F
6:00 PM	D	D	D	C	C	C	E	C	D	D	E	E	F	F	F	D	F	F	F
6:15 PM	D	C	C	C	C	C	D	C	D	D	E	E	F	F	F	E	F	F	F

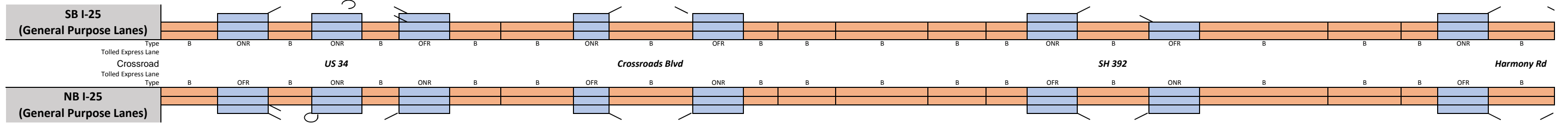


4:30 PM	D	D	D	D	D	C	E	D	D	C	E	D	D	D	C	D	C	E	E
4:45 PM	E	E	E	D	E	D	F	D	E	D	F	D	E	E	D	D	D	E	E
5:00 PM	F	F	F	D	E	D	F	D	E	D	F	D	E	E	D	D	D	E	E
5:15 PM	E	E	E	D	E	D	F	D	E	D	F	D	E	E	D	D	D	F	F
5:30 PM	E	E	E	D	E	D	F	D	E	D	F	D	E	E	D	D	D	E	E
5:45 PM	F	F	F	E	E	D	F	D	F	D	F	E	F	F	D	D	D	F	F
6:00 PM	F	F	F	D	E	D	F	D	E	D	F	D	E	E	D	D	D	F	F
6:15 PM	F	F	F	D	E	D	F	D	E	D	F	D	D	D	C	D	C	E	E

SEGMENT	72	73	74	75	76	77	78	79	80	81	82	83	84	85	86	87	88	89	90
Segment Length (ft)	18,150	2,000	500	1,500	2,890	1,500	4,225	1,500	4,255	1,500	3,160	1,500	3,095	1,610	1,500	2,930	1,500	1,095	2,000
Number of lanes	2	2	2	2	2	2	2	2	2	2	2	2	2	2	2	2	2	2	2
Free Flow Speed (mph)	70	70	70	70	70	70	70	70	70	70	70	70	70	70	70	70	70	70	70
Segment demand (vph)	3,316	3,316	3,316	3,316	3,051	3,407	3,407	3,407	3,217	3,515	3,515	3,515	3,133	3,133	3,133	2,761	3,302	3,302	3,302
On-Ramp demand (vph)						356				298							541		
Off-Ramp demand (vph)				265				190				382			372				
Ramp-to-Ramp demand (vph)																			
Travel time per vehicle (min)	5.11	0.56	0.14	0.30	0.72	0.32	1.26	0.30	1.14	0.32	1.01	0.30	0.80	0.41	0.30	0.67	0.31	0.31	0.56
VMTD Veh-miles (Demand)	11,399	1,256	314	942	1,670	968	2,726	968	2,592	999	2,104	999	1,836	955	890	1,532	938	685	1,251
VMTV Veh-miles (Volume)	11,399	1,256	314	942	1,670	968	2,726	968	2,592	999	2,104	999	1,836	955	890	1,532	938	685	1,251
VHT travel (hrs)	282.67	31.15	7.79	16.77	36.56	18.09	71.28	17.18	60.97	18.72	59.44	17.86	41.64	21.66	15.91	30.60	17.32	16.89	30.86
VHD delay (hrs)	119.83	13.20	3.30	3.32	12.70	4.26	32.34	3.36	23.94	4.46	29.39	3.59	15.41	8.01	3.20	8.71	3.92	7.11	12.99
Space mean speed (mph)	40	40	40	56	46	54	38	56	43	53	35	56	44	44	56	50	54	41	41
Segment density (veh/mi/lane)	41	41	41	29	33	27	45	28	38	27	50	29	36	36	26	28	26	41	41
Segment density (pc/mi/lane)	47	47	47	33	38	31	51	33	44	31	57	34	41	41	30	32	29	47	47
Tolled Express Lane	GP	GP	GP	GP	GP	GP	GP	GP	GP	GP	GP	GP	GP	GP	GP	GP	GP	GP	GP
Space mean speed (mph)	40	40	40	56	46	54	38	56	43	53	35	56	44	44	56	50	54	41	41
Travel time per vehicle (min)	5.11	0.56	0.14	0.30	0.72	0.32	1.26	0.30	1.14	0.32	1.01	0.30	0.80	0.41	0.30	0.67	0.31	0.31	0.56
Volume (vph)	2	2	2	2	2	2	2	2	2	2	2	2	2	2	2	2	2	2	2
Level of Service (LOS)	A	A	A	A	A	A	A	A	A	A	A	A	A	A	A	A	A	A	A

SEGMENT	91	92	93	94	95	96	97	98	99	100	101	102	103	104	105	106	107	108	109	110	111	112	113	114	
Segment Length (ft)	2,640	1,500	405	755	1,250	1,500	1,435	3,000	1,500	3,480	1,500	700	2,000	4,255	2,000	460	1,500	3,240	1,500	6,730	3,000	455	1,500	3,025	
Number of lanes	2	2	2	2	2	2	2	2	2	2	2	2	2	2	2	2	2	2	2	2	2	2	2	2	
Free Flow Speed (mph)	70	70	70	70	70	70	70	70	70	70	70	70	70	70	70	70	70	70	70	70	70	70	70	70	
Segment demand (vph)	4,075	4,075	3,395	3,395	3,033	3,955	3,955	3,955	3,955	3,140	3,987	3,987	3,987	3,987	3,995	3,995	3,995	3,446	4,331	4,331	4,331	4,331	4,331	2,991	
On-Ramp demand (vph)		680		362					815								549						1,340		
Off-Ramp demand (vph)						922					847								885						
Ramp-to-Ramp demand (vph)																									
Travel time per vehicle (min)	1.05	0.33	0.22	0.39	0.81	0.48	0.51	1.06	0.44	1.50	0.38	0.24	0.68	1.67	0.59	0.14	0.32	0.75	0.31		2.38	1.06	0.16	0.32	1.31
VMTD Veh-miles (Demand)	2,038	1,158	260	485	718	1,124	1,075	2,247	1,124	2,070	1,133	529	1,510	3,213	1,513	348	1,135	2,115	1,230	5,520	2,461	373	1,230	1,714	
VMTV Veh-miles (Volume)	1,878	1,067	236	440	646	1,022	980	2,056	1,034	1,868	1,053	492	1,407	3,002	1,357	312	1,018	1,862	1,087	4,878	2,174	330	1,087	1,644	
VHT travel (hrs)	65.80	20.46	11.21	19.77	36.83	28.74	30.80	64.06	26.96	71.09	23.19	14.88	42.19	103.81	35.08	8.07	18.94	38.07	19.76	151.90	67.71	10.27	20.70	62.81	
VHD delay (hrs)	38.97	5.21	7.84	13.48	27.60	14.14	16.79	34.69	12.18	44.40	8.16	7.85	22.08	60.93	15.69	3.61	4.40	11.47	4.23	82.21	36.65	5.56	349.07	39.32	
Space mean speed (mph)	29	52	21	22	18	36	32	32	38	26	45	33	33	29	39	39	39	49	55	32	32	32	32	53	26
Segment density (veh/mi/lane)	66	28	73	69	78	51	57	56	46	54	39	56	56	64	46	46	26	31	35	60	60	60	27	55	
Segment density (pc/mi/lane)	76	32	84	79	89	58	65	65	53	62	45	65	64	74	52	52	30	35	39	67	67	67	31	61	
Tolled Express Lane	GP	GP	GP	GP	GP	GP	GP	GP	GP	GP	GP	GP	GP	GP	GP	GP	GP	GP	GP	GP	GP	GP	GP	GP	
Space mean speed (mph)	29	52	21	22	18	36	32	32	38	26	45	33	33	29	39	39	39	49	55	32	32	32	32	53	26
Travel time per vehicle (min)	1.05	0.33	0.22	0.39	0.81	0.48	0.51	1.06	0.44	1.50	0.38	0.24	0.68	1.67	0.59	0.14	0.32	0.75	0.31	2.38	1.06	0.16	0.32	1.31	
Volume (vph)	-	-	-	-	-	-	-	-	-	-	-	-	-	-	-	-	-	-	-	-	-	-	-	-	-
Level of Service (LOS)																									

4:30 PM	F	F	F	F	D	D	F	F	D	D	D	F	F	F	F	F	D	D	F	F	F	F	D
4:45 PM	F	F	F	F	D	C	F	F	D	D	F	F	F	F	F	F	F	E	F	F	F	F	D
5:00 PM	F	F	F	F	F	E	F	F	D	D	F	F	F	F	F	F	F	E	F	F	F	F	E
5:15 PM	F	F	F	F	F	F	F	F	D	D	F	F	F	F	F	F	F	D	F	F	F	F	F
5:30 PM	F	F	F	F	F	F	F	F	F	F	F	F	F	F	F	F	F	D	F	F	F	F	F
5:45 PM	F	F	F	F	F	F	F	F	F	F	F	F	F	F	F	F	F	E	F	F	F	F	F
6:00 PM	F	F	F	F	F	F	F	F	F	F	F	F	F	F	F	F	F	E	F	F	F	F	F
6:15 PM	F	F	F	F	F	F	F	F	F	F	F	F	F	F	F	F	F	E	F	F	F	F	F

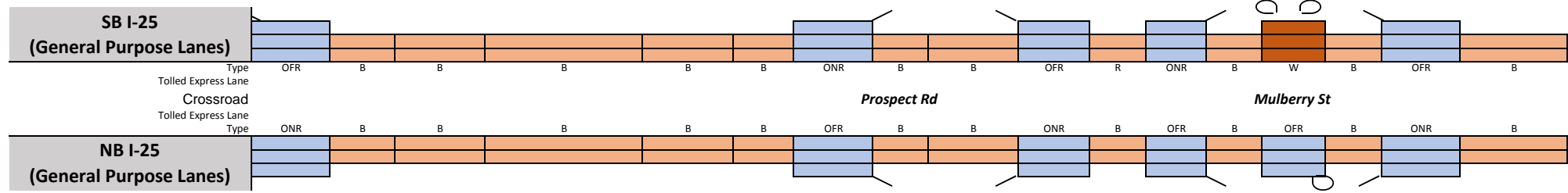


4:30 PM	E	C	C	B	C	C	E	E	D	D	C	F	F	F	F	F	D	D	D	F	F	F	D	C
4:45 PM	E	C	C	C	D	C	F	F	D	D	D	F	F	F	F	F	D	E	D	F	F	F	D	C
5:00 PM	E	C	C	C	D	D	F	F	D	D	D	F	F	F	F	F	D	E	D	F	F	F	D	C
5:15 PM	F	C	C	C	D	D	F	F	D	D	D	F	F	F	F	F	D	D	D	F	F	F	D	C
5:30 PM	E	C	C	C	D	D	F	F	D	D	D	F	F	F	F	F	D	E	D	F	F	F	D	C
5:45 PM	F	C	C	D	C	E	F	F	D	E	F	F	F	F	F	F	F	E	F	F	F	F	D	C
6:00 PM	F	C	C	C	D	D	F	F	D	F	F	F	F	F	F	F	F	E	F	F	F	F	C	C
6:15 PM	E	C	C	B	D	D	F	F	D	F	D	F	F	F	F	F	E	E	D	F	F	F	D	C

SEGMENT	91	92	93	94	95	96	97	98	99	100	101	102	103	104	105	106	107	108	109	110	111	112	113	114	
Segment Length (ft)	1,925	1,500	1,050	1,500	600	1,500	1,545	3,000	540	3,680	1,500	500	2,000	4,255	2,000	900	1,500	2,900	1,500	6,630	3,000	600	1,500	2,565	
Number of lanes	2	2	2	2	2	2	2	2	2	2	2	2	2	2	2	2	2	2	2	2	2	2	2	2	
Free Flow Speed (mph)	70	70	70	70	70	70	70	70	70	70	70	70	70	70	70	70	70	70	70	70	70	70	70	70	
Segment demand (vph)	3,302	3,302	2,404	2,782	2,782	3,553	3,553	3,553	3,553	2,842	3,665	3,665	3,665	3,665	3,665	3,665	3,665	3,021	3,498	3,498	3,498	3,498	3,498	2,307	
On-Ramp demand (vph)				378		771							823												
Off-Ramp demand (vph)		898							711								644							1,191	
Ramp-to-Ramp demand (vph)																									
Travel time per vehicle (min)	0.54	0.31	0.22	0.31	0.14	0.32	0.51	1.00	0.11	0.90	0.32	0.18	0.71	1.50	0.71	0.32	0.31	0.70	0.32		2.06	0.93	0.19	0.31	0.53
VMTD Veh-miles (Demand)	1,204	938	478	790	316	1,009	1,040	2,019	363	1,981	1,041	347	1,388	2,954	1,388	625	1,041	1,659	994	4,392	1,988	398	994	1,121	
VMTV Veh-miles (Volume)	1,204	938	478	790	316	1,009	1,040	2,019	363	1,954	1,030	343	1,374	2,922	1,374	618	1,030	1,641	985	4,352	1,969	394	985	1,110	
VHT travel (hrs)	29.70	17.12	8.83	14.17	6.35	18.92	30.48	59.19	6.58	42.28	19.28	10.67	42.67	90.79	42.67	19.20	18.61	35.11	18.27	118.94	53.82	10.76	18.17	20.16	
VHD delay (hrs)	12.50	3.72	2.00	2.88	1.84	4.50	15.63	30.35	1.39	14.37	4.57	5.76	23.05	49.04	23.05	10.37	3.89	11.67	4.21	56.77	25.69	5.14	4.11	4.31	
Space mean speed (mph)	41	55	54	56	50	53	34	34	55	46	53	32	32	32	32	32	55	47	54	37	37	37	54	55	
Segment density (veh/mi/lane)	41	22	22	19	28	26	52	52	29	30	25	56	56	56	56	56	29	32	26	47	47	47	28	21	
Segment density (pc/mi/lane)	47	25	26	22	32	30	60	60	33	35	29	65	65	65	65	65	34	37	29	54	54	54	32	24	
Tolled Express Lane	GP	GP	GP	GP	GP	GP	GP	GP	GP	GP	GP	GP	GP	GP	GP	GP	GP	GP	GP	GP	GP	GP	GP	GP	
Space mean speed (mph)	41	55	54	56	50	53	34	34	55	46	53	32	32	32	32	32	55	47	54	37	37	37	54	55	
Travel time per vehicle (min)	0.54	0.31	0.22	0.31	0.14	0.32	0.51	1.00	0.11	0.90	0.32	0.18	0.71	1.50	0.71	0.32	0.31	0.70	0.32	2.06	0.93	0.19	0.31	0.53	
Volume (vph)	2	2	2	2	2	2	2	2	2	2	2	2	2	2	2	2	2	2	2	2	1	1	1	1	
Level of Service (LOS)	A	A	A	A	A	A	A	A	A	A	A	A	A	A	A	A	A	A	A	A	A	A	A	A	

SEGMENT	115	116	117	118	119	120	121	122	123	124	125	126	127	128	129	130	131		
Segment Length (ft)	1,500	500	2,000	4,840	2,000	500	1,500	535	2,000	775	715	1,160	700	420	750	1,500	2,700	276,955	
Number of lanes	2	2	2	2	2	2	2	2	2	2	2	2	2	3	2	2	2		
Free Flow Speed (mph)	70	70	70	70	70	70	70	70	70	70	70	70	70	70	70	70	70		
Segment demand (vph)	3,657	3,657	3,657	3,657	3,657	3,657	3,657	2,571	2,571	2,743	2,743	2,743	2,219	2,296	1,605	1,788	1,788		
On-Ramp demand (vph)							1,086					524		691					
Off-Ramp demand (vph)	666									172				77		183			
Ramp-to-Ramp demand (vph)																			
Travel time per vehicle (min)	0.37	0.16	0.61	1.41	0.56	0.15	0.32	0.11	0.42	0.16	0.14	0.23	0.14	0.09	0.14	0.30	0.52	70.04	
VMTD Veh-miles (Demand)	1,039	346	1,385	3,352	1,385	346	1,039	261	974	403	371	603	294	183	228	508	914	180,379	
VMTV Veh-miles (Volume)	1,018	340	1,363	3,314	1,384	346	1,039	261	974	403	371	603	294	183	228	508	914	175,362	
VHT travel (hrs)	22.00	9.30	36.64	85.25	34.09	9.29	19.78	4.78	17.86	7.14	6.59	10.63	5.14	3.49	3.84	9.02	15.62	3,932.73	
VHD delay (hrs)	7.46	4.43	17.17	37.91	14.31	4.34	4.94	1.06	3.95	1.39	1.28	2.02	0.94	0.88	0.58	1.76	2.56	1,691.97	
Space mean speed (mph)	46	37	37	39	41	37	53	55	55	56	56	57	57	52	59	56	59	45	
Segment density (veh/mi/lane)	36	49	48	47	45	49	29	24	24	21	20	20	19	14	14	15	15	32	
Segment density (pc/mi/lane)	40	55	54	52	51	55	33	26	26	24	23	22	21	16	16	17	18	36	
Tolled Express Lane	GP	GP	GP	GP	GP	GP	GP	GP	GP	GP	GP	GP	GP	GP	GP	GP	GP	GP	TEL
Space mean speed (mph)	46	37	37	39	41	37	53	55	55	56	56	57	57	52	59	56	59	62	
Travel time per vehicle (min)	0.37	0.16	0.61	1.41	0.56	0.15	0.32	0.11	0.42	0.16	0.14	0.23	0.14	0.09	0.14	0.30	0.52	61.96	
Volume (vph)	-	-	-	-	-	-	-	-	-	-	-	-	-	-	-	-	-	-	8.08
Level of Service (LOS)																			

4:30 PM	D	E	E	E	E	E	D	C	C	B	B	B	B	B	B	B	B	B
4:45 PM	D	F	F	F	F	F	D	C	C	C	C	B	C	B	B	B	B	B
5:00 PM	D	F	F	F	F	F	D	C	C	C	C	C	C	B	B	B	B	B
5:15 PM	D	F	F	F	F	F	D	D	D	C	C	C	C	B	B	B	B	C
5:30 PM	D	F	F	F	F	F	D	D	D	C	C	C	C	B	B	B	B	B
5:45 PM	F	F	F	F	F	F	D	D	D	C	C	C	C	B	B	B	B	B
6:00 PM	F	F	F	F	F	F	F	F	D	C	C	C	C	B	B	B	B	B
6:15 PM	F	F	F	F	F	F	F	F	F	F	E	C	C	B	B	B	B	B

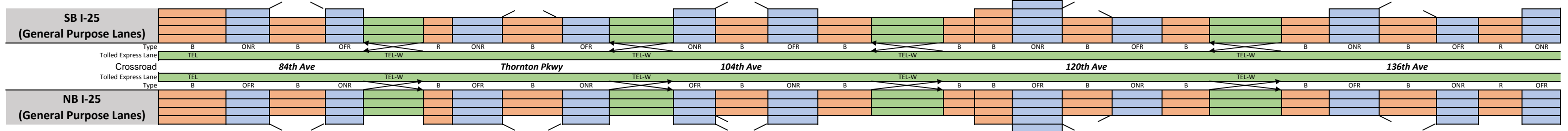


4:30 PM	C	E	E	E	E	E	B	C	C	B	D	C	C	B	B	B	B	C
4:45 PM	C	E	E	E	E	E	B	C	C	C	E	D	C	B	B	B	B	C
5:00 PM	C	E	E	E	E	E	B	C	C	C	D	C	C	B	B	B	B	C
5:15 PM	C	E	E	E	E	E	B	C	C	C	D	C	C	B	B	B	B	C
5:30 PM	C	E	E	E	E	E	B	C	C	C	D	C	C	B	B	B	B	C
5:45 PM	D	F	F	F	F	F	C	D	D	C	E	D	D	C	C	B	B	C
6:00 PM	D	F	F	F	F	F	C	D	D	C	E	D	D	C	C	B	B	C
6:15 PM	C	E	E	E	E	E	B	C	C	C	E	D	C	B	B	B	B	C

SEGMENT	115	116	117	118	119	120	121	122	123	124	125	126	127	128	129	130	131		
Segment Length (ft)	1,500	900	2,000	4,840	2,000	740	1,500	525	2,000	1,165	570	750	510	840	550	1,500	2,700	277,130	
Number of lanes	2	2	2	2	2	2	2	2	2	2	2	2	2	2	2	2	2	2	
Free Flow Speed (mph)	70	70	70	70	70	70	70	70	70	70	70	70	70	70	70	70	70	70	
Segment demand (vph)	3,243	3,243	3,243	3,243	3,243	3,243	3,243	2,307	2,307	2,913	2,913	2,913	2,299	2,299	1,762	1,975	1,975		
On-Ramp demand (vph)	936									606						213			
Off-Ramp demand (vph)							936					614		537					
Ramp-to-Ramp demand (vph)																			
Travel time per vehicle (min)	0.31	0.24	0.54	1.30	0.54	0.20	0.31	0.11	0.41	0.23	0.14	0.15	0.11	0.19	0.11	0.29	0.53	73.73	
VMTD Veh-miles (Demand)	921	553	1,228	2,973	1,228	455	921	229	874	643	314	414	222	366	184	561	1,010	193,190	
VMTV Veh-miles (Volume)	915	549	1,220	2,952	1,220	451	915	228	868	639	313	411	221	364	182	558	1,005	190,105	
VHT travel (hrs)	16.71	13.02	28.94	70.03	28.94	10.71	16.72	4.14	15.76	11.32	6.54	7.43	4.02	7.18	3.11	9.65	17.50	4,461.72	
VHD delay (hrs)	3.64	5.18	11.51	27.85	11.51	4.26	3.65	0.88	3.37	2.19	2.07	1.55	0.86	1.98	0.51	1.67	3.14	1,662.84	
Space mean speed (mph)	55	42	42	42	42	42	55	55	55	56	48	55	55	51	59	58	57	43	
Segment density (veh/mi/lane)	24	38	38	38	38	38	16	21	21	20	30	24	21	17	15	13	17	36	
Segment density (pc/mi/lane)	28	44	44	44	44	44	19	24	24	23	35	28	24	19	17	15	20	41	
Tolled Express Lane	GP	GP	GP	GP	GP	GP	GP	GP	GP	GP	GP	GP	GP	GP	GP	GP	GP	GP	TEL
Space mean speed (mph)	55	42	42	42	42	42	55	55	55	56	48	55	55	51	59	58	57	61	
Travel time per vehicle (min)	0.31	0.24	0.54	1.30	0.54	0.20	0.31	0.11	0.41	0.23	0.14	0.15	0.11	0.19	0.11	0.29	0.53	61.29	
Volume (vph)	1	1	1	1	1	1	1	1	-	-	-	-	-	-	-	-	-	12.44	
Level of Service (LOS)	A	A	A	A	A	A	A	A											

SEGMENT	1	2	3	4	5	6	7	8	9	10	11	12	13	14	15	16	17	18	19	20	21	22	23	24	25	26	27	28	
Segment Length (ft)	2,700	1,500	1,865	1,100	2,530	715	750	1,835	750	2,900	1,045	1,735	1,010	2,190	3,100	95	800	1,500	1,575	1,500	1,400	3,000	1,315	1,500	2,095	750	1,390	750	
Number of lanes	4	4	3	3	4	3	3	3	3	4	3	3	3	3	4	3	4	3	3	3	3	4	3	3	3	3	3	3	
Free Flow Speed (mph)	60	60	60	60	60	60	60	60	60	60	60	60	60	60	60	60	60	60	65	65	65	65	65	65	65	65	65	65	
Segment demand (vph)	5,411	5,411	4,146	4,944	6,411	4,958	4,958	4,107	4,926	6,391	5,014	3,832	4,733	4,733	6,105	4,949	4,949	4,949	3,540	4,646	4,646	5,802	4,786	4,786	3,656	4,308	4,308	4,308	
On-Ramp demand (vph)		1,265			1,453		851			1,377	1,182				1,156			1,409				1,016		1,130				972	
Off-Ramp demand (vph)				798	1,467				819	1,465			901		1,372						1,106					652			
Ramp-to-Ramp demand (vph)																													
Travel time per vehicle (min)	0.69	0.29	0.48	0.24	0.71	0.17	0.17	0.47	0.17	0.78	0.24	0.43	0.22	0.63	0.84	0.03	0.20	0.34	0.35	0.31	0.37	0.72	0.36	0.32	0.47	0.16	0.30	0.16	
VMTD Veh-miles (Demand)	2,767	1,537	1,464	1,030	3,072	671	704	1,427	700	3,510	992	1,259	905	1,963	3,584	89	750	1,406	1,056	1,320	1,232	3,297	1,192	1,360	1,451	612	1,134	612	
VMTV Veh-miles (Volume)	2,764	1,536	1,463	1,029	3,068	670	703	1,425	698	3,504	990	1,255	903	1,957	3,574	89	747	1,401	1,051	1,313	1,226	3,281	1,185	1,352	1,440	607	1,126	607	
VHT travel (hrs)	62.14	26.05	33.19	20.03	76.23	13.76	14.43	32.22	13.60	82.53	20.30	27.37	17.57	49.39	85.56	2.36	16.06	28.01	20.68	24.11	28.86	69.27	28.90	25.68	28.65	11.14	21.12	11.40	
VHD delay (hrs)	16.07	0.45	8.81	2.89	25.10	2.59	2.71	8.48	1.96	24.14	3.80	6.45	2.53	16.77	25.99	0.88	3.61	4.67	4.51	3.90	10.00	18.80	10.67	4.88	6.50	1.80	3.80	2.05	
Space mean speed (mph)	44	59	44	51	40	49	49	44	51	42	49	46	51	40	42	38	47	50	51	54	42	47	41	53	50	54	53	53	
Segment density (veh/mi/lane)	30	23	31	32	39	34	34	31	32	37	34	28	31	40	36	44	27	33	23	28	36	30	39	30	24	26	27	27	
Segment density (pc/mi/lane)	35	26	36	37	45	39	39	36	37	42	39	32	35	46	41	50	30	38	27	33	42	35	44	35	28	30	31	31	
Tolled Express Lane	TEL				TEL-W					TEL-W					TEL-W							TEL-W							
Space mean speed (mph)	44	60	60	57	40	60	60	60	55	42	60	60	60	59	42	60	60	60	65	65	63	47	65	65	65	65	65	65	65
Travel time per vehicle (min)	0.69	0.28	0.35	0.22	0.71	0.14	0.14	0.35	0.16	0.78	0.20	0.33	0.19	0.42	0.84	0.02	0.15	0.28	0.28	0.26	0.25	0.72	0.23	0.26	0.37	0.13	0.24	0.13	
Volume (vph)	1,468	1,468	1,468	1,468	1,124	1,466	1,466	1,466	1,466	1,234	1,372	1,372	1,372	1,372	1,006	1,157	1,157	1,157	1,157	1,157	1,157	881	1,019	1,019	1,019	1,019	1,019	1,019	1,019
Level of Service (LOS)	D	C	C	C	D	C	C	C	D	D	C	C	C	C	C	C	C	C	B	B	C	C	B	B	B	B	B	B	

4:30 PM	E	D	E	C	F	D	D	E	D	E	D	D	C	E	E	F	D	C	C	D	E	D	E	C	C	D	D	C
4:45 PM	D	C	E	C	F	D	D	E	D	E	D	D	C	F	E	F	D	C	D	D	E	E	F	C	D	E	E	C
5:00 PM	D	C	E	C	F	D	D	D	D	E	D	D	C	F	E	F	D	C	D	D	E	E	F	D	D	E	E	C
5:15 PM	D	C	E	C	F	D	D	D	D	E	D	D	C	E	E	F	D	C	C	D	E	D	E	C	D	D	D	C
5:30 PM	E	D	E	C	F	D	D	E	D	E	D	D	C	E	E	F	D	C	C	D	E	D	E	C	D	E	E	C
5:45 PM	E	D	E	C	F	D	D	E	D	F	D	D	C	F	E	F	D	C	D	D	F	E	F	D	D	E	E	C
6:00 PM	E	D	E	D	F	D	D	E	E	F	D	E	D	F	F	F	D	F	D	D	F	E	F	D	D	E	E	C
6:15 PM	E	D	E	D	F	D	D	E	D	F	D	D	C	F	E	F	D	C	D	D	F	E	F	D	D	E	E	D



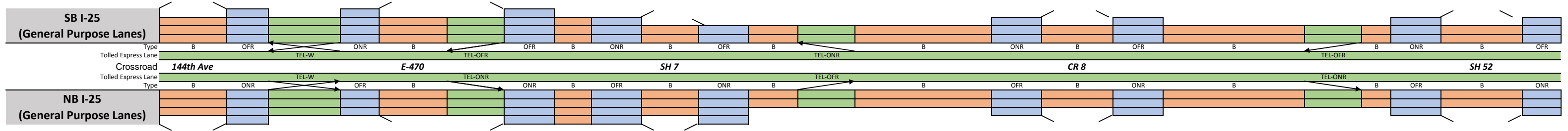
4:30 PM	E	D	F	F	F	F	F	E	F	F	F	E	D	F	F	D	F	D	F	D	F	E	F	E	D	D	D	D
4:45 PM	E	F	F	F	F	F	F	E	F	F	F	E	F	F	F	F	F	F	F	F	F	E	F	E	D	D	D	D
5:00 PM	D	F	F	F	F	F	F	F	F	F	F	E	F	F	F	F	F	F	F	F	F	E	F	F	E	D	D	D
5:15 PM	E	F	F	F	E	F	F	F	F	F	F	E	F	F	F	F	F	F	F	F	F	D	F	F	E	D	D	D
5:30 PM	F	F	F	F	F	F	F	F	F	F	F	E	F	F	F	F	F	F	F	F	F	F	F	F	E	D	D	D
5:45 PM	F	F	F	F	F	F	F	F	F	F	F	E	F	F	F	F	F	F	F	F	F	E	F	F	E	D	D	D
6:00 PM	F	F	F	F	F	F	F	F	F	F	F	E	F	F	F	F	F	F	F	F	F	D	F	F	E	D	D	D
6:15 PM	F	F	F	F	F	F	F	F	F	F	F	E	F	F	F	F	F	F	F	F	F	D	F	F	E	D	D	D

SEGMENT	1	2	3	4	5	6	7	8	9	10	11	12	13	14	15	16	17	18	19	20	21	22	23	24	25	26	27	28
Segment Length (ft)	2,700	1,100	1,875	750	2,200	170	1,500	2,180	1,350	2,450	995	1,700	1,500	1,765	3,000	310	715	1,500	1,525	1,500	1,400	3,000	1,380	1,500	2,040	1,015	1,070	745
Number of lanes	4	4	3	3	4	4	3	3	3	4	3	3	3	3	4	3	4	3	3	3	3	4	3	3	3	3	3	3
Free Flow Speed (mph)	60	60	60	60	60	60	60	60	60	60	60	60	60	60	60	60	60	60	65	65	65	65	65	65	65	65	65	65
Segment demand (vph)	6,028	6,028	4,876	5,628	7,215	5,780	5,780	4,943	5,870	7,313	6,051	5,032	5,720	5,720	6,978	5,840	5,840	5,840	4,892	5,645	5,645	6,804	5,822	5,822	4,643	5,240	5,240	5,240
On-Ramp demand (vph)				752	1,587				927	1,443			688		1,258					753		1,159				597		
Off-Ramp demand (vph)		1,152			1,435		837			1,262	1,019				1,138			948				982		1,179			1,193	
Ramp-to-Ramp demand (vph)																												
Travel time per vehicle (min)	1.13	0.66	0.93	0.20	0.68	0.10	0.44	1.07	0.36	0.78	0.22	0.46	0.35	0.56	0.65	0.11	0.18	0.33	0.39	0.33	0.45	0.66	0.49	0.31	0.51	0.22	0.23	0.16
VMTD Veh-miles (Demand)	3,083	1,256	1,732	799	3,006	186	1,642	2,041	1,501	3,393	1,140	1,620	1,625	1,912	3,965	343	791	1,659	1,413	1,604	1,497	3,866	1,522	1,654	1,794	1,007	1,062	739
VMTV Veh-miles (Volume)	2,948	1,199	1,651	767	2,755	171	1,505	1,858	1,380	2,994	1,006	1,431	1,458	1,716	3,631	314	723	1,517	1,287	1,480	1,381	3,618	1,423	1,547	1,675	948	1,000	696
VHT travel (hrs)	108.93	63.38	71.69	18.08	75.39	9.04	39.06	80.43	32.06	83.63	19.71	34.08	29.98	48.17	69.72	9.44	16.10	29.70	29.01	28.70	38.88	70.11	44.78	28.55	36.87	18.26	19.25	12.86
VHD delay (hrs)	59.79	43.41	44.18	5.30	231.51	6.19	13.97	49.46	36.43	244.05	2.93	10.22	5.68	19.57	9.20	4.21	4.05	4.42	9.21	5.93	17.63	14.45	22.88	4.75	11.10	3.67	3.87	2.15
Space mean speed (mph)	27	19	23	42	37	19	39	23	43	36	51	42	49	36	52	33	45	51	44	52	36	52	32	54	45	52	52	54
Segment density (veh/mi/lane)	53	76	67	42	45	70	45	65	42	45	35	35	35	48	32	54	30	35	33	34	49	32						

SEGMENT	29	30	31	32	33	34	35	36	37	38	39	40	41	42	43	44	45	46	47	48	49	50	51			
Segment Length (ft)	2,720	1,280	3,000	1,280	3,650	2,000	750	685	750	2,535	1,500	520	2,000		7,390	1,500	2,750	1,500		7,610	2,000	295	1,500		3,030	1,500
Number of lanes	3	3	4	3	3	4	3	3	3	2	2	2	3		2	2	2	2		2	3	2	2		2	2
Free Flow Speed (mph)	65	65	65	65	70	70	70	70	70	70	70	70	70		70	70	70	70		70	70	70	70		70	70
Segment demand (vph)	3,336	3,914	4,934	3,925	3,671	4,682	4,420	4,420	4,420	3,047	3,824	3,824	4,585		3,515	3,515	3,027	3,356		3,356	4,430	3,535	3,535		2,606	2,905
On-Ramp demand (vph)			1,009	254		754			1,373				1,070			488					895		929			
Off-Ramp demand (vph)		578	1,020			1,011	492				777		761								1,078					299
Ramp-to-Ramp demand (vph)																										
Travel time per vehicle (min)	0.59	0.26	0.69	0.27	0.77	0.42	0.14	0.16	0.13	0.61	0.31	0.20	0.95		1.73	0.31	0.69	0.30		2.26	0.43	0.12	0.31		0.59	0.30
VMTD Veh-miles (Demand)	1,719	949	2,803	952	2,538	1,773	628	573	628	1,463	1,086	377	1,737		4,920	999	1,577	953		4,837	1,678	198	1,004		1,495	825
VMTV Veh-miles (Volume)	1,702	940	2,777	940	2,506	1,752	619	565	619	1,432	1,063	369	1,705		4,914	999	1,577	953		4,837	1,673	197	1,000		1,488	825
VHT travel (hrs)	32.75	16.95	55.82	17.49	46.40	32.18	10.47	11.74	9.18	30.50	19.30	12.72	71.14		101.48	18.41	34.89	17.02		126.39	31.30	7.21	18.34		25.59	14.71
VHD delay (hrs)	6.57	2.49	13.09	3.02	10.61	7.15	1.63	3.67	0.34	10.05	4.11	7.45	49.21		31.28	4.15	12.37	3.40		57.29	7.40	4.40	7.28		4.34	2.92
Space mean speed (mph)	52	55	50	54	54	54	59	48	67	47	55	29	24		48	54	45	56		38	53	27	55		58	56
Segment density (veh/mi/lane)	21	23	24	24	22	21	25	30	22	32	29	65	62		36	24	33	25		44	27	65	22		22	21
Segment density (pc/mi/lane)	24	27	28	28	26	24	28	35	25	37	33	74	72		42	28	39	29		50	31	76	25		26	25

Tolled Express Lane	TEL-W					TEL-OFR					TEL-ONR					TEL-OFR										
Space mean speed (mph)	65	63	50	66	70	54	70	70	70	70	68	50	24		70	70	70	70		70	53	70	70		70	69
Travel time per vehicle (min)	0.48	0.23	0.69	0.22	0.59	0.42	0.12	0.11	0.12	0.41	0.25	0.12	0.95		1.20	0.24	0.45	0.24		1.24	0.43	0.05	0.24		0.49	0.25
Volume (vph)	1,019	1,019	887	1,012	1,012	754	761	761	761	761	761	761	761		1,079	1,079	1,079	1,079		1,079	895	887	887		887	887
Level of Service (LOS)	B	B	B	B	B	B	A	A	A	A	B	B	D		B	B	B	B		B	B	B	B		B	B

4:30 PM	C	C	C	B	C	C	C	D	C	D	D	F	D	E	C	D	C	D	E	C	C	C	C	C	C
4:45 PM	C	C	C	C	C	C	C	D	C	D	D	F	D	E	C	D	C	E	F	C	D	D	C	C	C
5:00 PM	C	C	D	C	C	C	C	D	C	D	D	F	D	F	C	D	C	E	F	C	D	C	C	C	C
5:15 PM	C	C	C	C	C	C	C	D	C	E	F	F	D	F	D	F	D	F	F	F	D	D	C	C	C
5:30 PM	C	C	C	C	D	C	C	E	C	E	D	F	F	D	C	D	C	E	F	C	D	F	C	C	C
5:45 PM	C	C	D	C	D	C	C	E	C	E	F	F	F	E	D	E	D	F	F	F	D	F	D	C	C
6:00 PM	C	C	D	C	D	C	C	E	C	E	F	F	F	F	D	E	D	F	F	F	D	F	F	C	C
6:15 PM	D	C	D	C	D	C	C	E	C	E	F	F	F	F	F	F	D	F	F	F	D	F	C	C	C

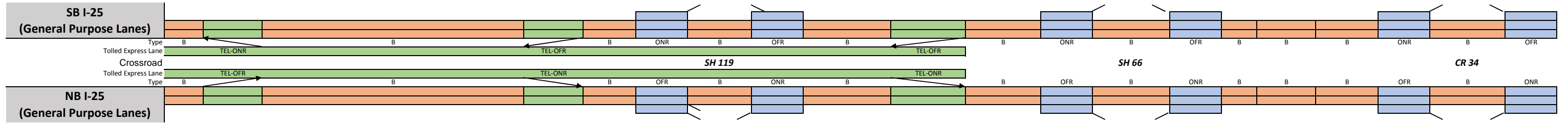


4:30 PM	C	C	D	D	D	C	C	C	C	D	F	F	F	E	F	D	C	F	F	D	D	D	D	C	C
4:45 PM	D	C	D	D	D	C	C	C	E	F	F	F	F	F	F	D	F	F	F	F	F	F	E	C	C
5:00 PM	D	C	D	D	D	C	F	F	F	F	F	F	F	F	F	E	F	F	F	F	F	F	D	C	C
5:15 PM	D	C	D	D	D	F	F	F	F	F	F	F	F	F	F	F	F	F	F	F	F	F	F	F	F
5:30 PM	D	C	D	D	C	F	F	F	F	F	F	F	F	F	F	D	F	F	F	F	F	F	E	F	F
5:45 PM	D	C	D	F	F	F	F	F	F	F	F	F	F	F	F	D	F	F	F	F	F	F	F	F	F
6:00 PM	D	C	F	F	F	F	F	F	F	F	F	F	F	F	F	D	F	F	F	F	F	F	E	F	F
6:15 PM	F	F	F	F	F	F	F	F	F	F	F	F	F	F	F	D	F	F	F	F	F	F	E	F	F

SEGMENT	29	30	31	32	33	34	35	36	37	38	39	40	41	42	43	44	45	46	47	48	49	50	51			
Segment Length (ft)	2,714	935	2,976	750	2,725	2,000	1,500	645	1,500	2,005	1,500	1,470	2,000		7,240	1,500	2,955	1,500		7,555	2,000	155	1,500		3,580	750
Number of lanes	3	3	4	3	3	4	3	4	3	3	3	2	3		2	2	2	2		2	3	2	2		2	2
Free Flow Speed (mph)	65	65	65	65	70	70	70	70	70	70	70	70	70		70	70	70	70		70	70	70	70		70	70
Segment demand (vph)	4,047	4,584	5,574	4,724	4,230	5,099	4,922	4,922	4,922	3,750	4,810	4,810	5,546		4,233	4,233	3,578	4,082		4,082	5,397	4,273	4,273		3,423	3,819
On-Ramp demand (vph)		537	990			869	578				1,060		736								1,315					396
Off-Ramp demand (vph)			850	494		755			1,172				1,313			655					1,124		850			
Ramp-to-Ramp demand (vph)																										
Travel time per vehicle (min)	0.63	0.20	0.70	0.20	1.01	1.77	1.04	0.81	1.17	2.63	1.27	0.59	0.47		2.15	0.31	0.69	0.31		2.75	0.60	0.06	0.31		0.86	0.15
VMTD Veh-miles (Demand)	2,080	812	3,142	671	2,183	1,931	1,398	601	1,398	1,424	1,366	1,339	2,101		5,804	1,203	2,002	1,160		5,841	2,044	125	1,214		2,321	542
VMTV Veh-miles (Volume)	1,957	769	2,945	622	1,951	1,579	1,142	485	1,126	1,142	1,067	1,046	1,702		4,682	970	1,608	960		5,370	1,776	109	1,055		2,001	476
VHT travel (hrs)	39.68	14.43	61.20	14.47	63.93	123.24	69.64	53.91	77.19	131.58	79.76	36.64	34.99		122.48	17.46	33.13	17.47		171.78	47.11	3.65	19.15		42.28	8.50
VHD delay (hrs)	9.58	2.60	20.98	4.90	36.06	261.29	53.33	46.98	61.11	115.26	352.55	21.70	10.68		55.59	3.60	10.15	3.76		95.06	264.46	2.09	4.08		13.69	1.70
Space mean speed (mph)	49	53	48	43	31	13	16	9	15	9	13	29	49		38	56	49	55		31	38	30	55		47	56
Segment density (veh/mi/lane)	26	27	28	34	41	81	82	110	91	116	94	66	37		45	27	30	23		60	43	62	30		31	20
Segment density (pc/mi/lane)	30	31	32	39	47	94	127	104	133	108	76	43	43		51	31	34	27		69	50	71	34		36	23
Tolled Express Lane	TEL-W					TEL-ONR					TEL-OFR					TEL-ONR										
Space mean speed (mph)	65	65	48	60	70	13	65	68	70	70	70	70	49		70	70	70	70		70	38	45	68		70	70
Travel time per vehicle (min)	0.47	0.16	0.70	0.14	0.44	1.77	0.26	0.11	0.24	0.33	0.24	0.24	0.47		1.18	0.24	0.48	0.24		1.23	0.60	0.04	0.25		0.58	0.12
Volume (vph)	981	981	690	850	850	755	755	755	755	755	755	755	736		1,313	1,313	1,313	1,313		1,313	1,124	1,124	1,124		1,124	1,124
Level of Service (LOS)	B	B	B	B	B	F	B	B	A	A	A	A	B		C	C	C	C		C	D	C	B		B	B

SEGMENT	52	53	54	55	56	57	58	59	60	61	62	63	64	65	66	67	68	69	70	71		
Segment Length (ft)	400	2,000		14,995	2,000	745	750	4,315	1,500	3,500	3,000	3,240	1,500	2,995	1,500	490	2,000	2,280	1,500	2,995	1,500	
Number of lanes	2	3		2	3	2	2	2	2	2	3	2	2	2	2	2	2	2	2	2	2	
Free Flow Speed (mph)	70	70		70	70	70	70	70	70	70	70	70	70	70	70	70	70	70	70	70	70	
Segment demand (vph)	2,905	3,792		2,893	3,793	3,133	3,133	2,056	2,646	2,646	3,311	3,307	2,742	3,391	3,391	3,391	3,391	3,391	3,391	3,025	3,171	
On-Ramp demand (vph)		899			660		1,077				4	565								366		
Off-Ramp demand (vph)		887			900				590		665				649							146
Ramp-to-Ramp demand (vph)																						
Travel time per vehicle (min)	0.11	0.41		3.93	0.42	0.22	0.15	0.89	0.31	0.82	0.65	0.92	0.31	0.68	0.31	0.15	0.59	0.68	0.32	0.74	0.30	
VMTD Veh-miles (Demand)	220	1,436		8,216	1,437	442	445	1,680	752	1,754	1,881	2,029	939	1,555	963	315	1,284	1,464	963	1,716	901	
VMTV Veh-miles (Volume)	220	1,436		8,216	1,437	442	445	1,680	752	1,754	1,881	2,029	939	1,555	963	315	1,284	1,464	963	1,716	901	
VHT travel (hrs)	5.10	25.66		189.49	26.58	11.69	8.09	30.54	13.55	36.27	35.70	50.45	17.13	30.97	17.41	8.21	33.52	38.22	17.87	37.27	15.97	
VHD delay (hrs)	1.96	5.14		72.12	6.05	5.37	1.73	6.54	2.81	11.21	8.83	21.46	3.70	8.75	3.65	3.72	15.17	17.30	4.11	12.76	3.10	
Space mean speed (mph)	43	56		43	54	38	55	55	55	48	53	40	55	50	55	38	38	38	38	54	46	56
Segment density (veh/mi/lane)	34	22		33	23	41	22	19	21	27	20	41	23	27	27	44	44	44	26	33	26	
Segment density (pc/mi/lane)	40	26		39	27	49	26	22	25	32	23	47	27	31	31	51	51	51	30	38	30	
Tolled Express Lane	TEL-ONR		TEL-OFR		TEL-OFR		TEL-OFR		TEL-OFR		GP	GP	GP	GP	GP	GP	GP	GP	GP	GP	GP	
Space mean speed (mph)	63	56		70	54	70	70	70	70	70	53	40	55	50	55	38	38	38	54	46	56	
Travel time per vehicle (min)	0.07	0.41		2.43	0.42	0.12	0.12	0.70	0.24	0.57	0.65	0.92	0.31	0.68	0.31	0.15	0.59	0.68	0.32	0.74	0.30	
Volume (vph)	887	887		900	660	665	665	665	665	665	-	-	-	-	-	-	-	-	-	-	-	
Level of Service (LOS)	B	B		B	B	A	A	A	A	A												

4:30 PM	D	C	D	C	D	C	B	C	C	C	E	C	C	C	E	E	E	C	D	C
4:45 PM	E	C	D	C	E	C	C	C	D	C	E	C	D	D	E	E	E	D	D	D
5:00 PM	D	C	D	C	D	C	C	C	D	C	E	C	D	D	F	F	F	D	E	D
5:15 PM	E	C	D	C	F	C	C	C	D	C	F	C	D	D	F	F	F	D	E	D
5:30 PM	E	C	D	C	F	C	C	C	D	C	E	C	D	D	E	E	E	D	D	D
5:45 PM	F	C	D	C	F	D	C	C	E	C	F	C	D	D	F	F	F	D	E	D
6:00 PM	F	C	D	C	F	C	C	C	D	C	F	C	D	D	F	F	F	D	D	C
6:15 PM	E	C	D	C	E	C	C	C	D	C	E	C	D	D	E	E	E	C	D	C

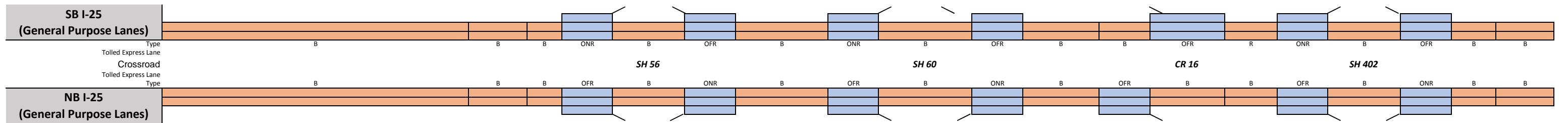


4:30 PM	E	D	E	D	F	C	C	C	E	C	F	D	D	C	F	F	F	D	D	C
4:45 PM	F	D	F	D	F	F	D	C	E	F	F	F	E	F	F	F	F	F	E	D
5:00 PM	F	D	F	C	F	F	C	C	E	F	F	F	D	F	F	F	F	F	E	D
5:15 PM	F	D	F	D	F	F	C	E	F	F	F	F	E	F	F	F	F	F	E	D
5:30 PM	F	D	F	D	F	F	C	F	F	F	F	F	E	F	F	F	F	F	E	D
5:45 PM	F	E	F	F	F	F	F	F	F	F	F	F	E	F	F	F	F	F	E	D
6:00 PM	F	E	F	F	F	F	F	F	F	F	F	F	D	F	F	F	F	F	E	D
6:15 PM	F	D	F	F	F	F	F	F	F	F	F	F	F	F	F	F	F	F	D	D

SEGMENT	52	53	54	55	56	57	58	59	60	61	62	63	64	65	66	67	68	69	70	71	
Segment Length (ft)	735	2,000		15,000	2,000	1,635	1,500	2,325	1,500	3,850	3,000	3,040	1,500	3,185	1,500	500	2,000	2,245	1,500	3,035	1,500
Number of lanes	2	3		2	3	2	2	2	2	2	3	2	2	2	2	2	2	2	2	2	2
Free Flow Speed (mph)	70	70		70	70	70	70	70	70	70	70	70	70	70	70	70	70	70	70	70	70
Segment demand (vph)	3,819	4,945		3,803	4,943	4,110	4,110	2,656	3,486	3,486	4,313	4,313	4,313	3,537	4,151	4,151	4,151	4,151	4,151	3,456	3,576
On-Ramp demand (vph)		1,126			1,140				830		827				614						120
Off-Ramp demand (vph)		1,142			833		1,454					776									695
Ramp-to-Ramp demand (vph)																					
Travel time per vehicle (min)	0.21	0.42		4.52	0.47	0.64	0.32	0.70	0.55	1.77	2.36	1.13	0.31	0.71	0.32	0.17	0.70	0.78	0.31	0.73	0.31
VMTD Veh-miles (Demand)	532	1,873		10,804	1,872	1,273	1,168	1,170	990	2,542	2,451	2,483	1,225	2,134	1,179	393	1,572	1,765	1,179	1,987	1,016
VMTV Veh-miles (Volume)	466	1,695		9,746	1,710	1,157	1,062	1,033	895	2,241	2,160	2,189	1,080	1,880	1,060	353	1,413	1,587	1,060	1,781	914
VHT travel (hrs)	11.72	31.36		258.25	35.59	39.64	19.71	27.22	28.91	90.67	149.74	71.37	19.55	37.01	19.97	10.83	43.33	48.64	19.15	37.95	16.76
VHD delay (hrs)	5.06	7.15		119.03	11.17	23.11	4.55	12.46	16.13	58.65	153.64	40.09	4.12	10.15	4.82	5.78	23.14	25.97	4.00	12.51	3.70
Space mean speed (mph)	40	54		38	48	29	54	38	31	25	14	31	55	51	53	33	33	33	33	55	47
Segment density (veh/mi/lane)	42	30		45	31	64	22	31	49	62	88	62	30	31	26	57	57	57	31	33	26
Segment density (pc/mi/lane)	48	34		52	36	74	25	36	57	72	100	70	34	35	30	65	65	65	35	37	29
Tolled Express Lane	TEL-OFR		TEL-ONR		TEL-ONR		TEL-ONR		TEL-ONR		GP	GP	GP	GP	GP	GP	GP	GP	GP	GP	GP
Space mean speed (mph)	70	54		70	48	68	70	70	70	70	14	31	55	51	53	33	33	33	33	55	47
Travel time per vehicle (min)	0.12	0.42		2.44	0.47	0.27	0.24	0.38	0.24	0.63	2.36	1.13	0.31	0.71	0.32	0.17	0.70	0.78	0.31	0.73	0.31
Volume (vph)	1,124	1,126		1,140	833	833	833	833	833	833	-	-	-	-	-	-	-	-	-	-	-
Level of Service (LOS)	B	C		B	B	B	B	B	B	B											

SEGMENT	72	73	74	75	76	77	78	79	80	81	82	83	84	85	86	87	88	89	90
Segment Length (ft)	18,155	2,000	425	1,500	3,020	1,500	4,340	1,500	3,245	1,500	5,790	3,075	750	895	1,165	2,870	750	705	2,000
Number of lanes	2	2	2	2	2	2	2	2	2	2	2	2	2	2	2	2	2	2	2
Free Flow Speed (mph)	70	70	70	70	70	70	70	70	70	70	70	70	70	70	70	70	70	70	70
Segment demand (vph)	3,171	3,175	3,175	3,175	2,755	3,489	3,489	3,489	3,147	3,580	3,580	3,580	4,401	4,401	4,401	3,714	4,480	4,480	4,480
On-Ramp demand (vph)				420				342							687				
Off-Ramp demand (vph)						734				433			821				766		
Ramp-to-Ramp demand (vph)																			
Travel time per vehicle (min)	4.75	0.46	0.10	0.31	0.63	0.31	1.07	0.31	0.72	0.30	1.44	0.76	0.15	0.19	0.25	1.40	0.17	0.26	0.73
VMTD Veh-miles (Demand)	10,903	1,203	256	902	1,576	991	2,868	991	1,934	1,017	3,926	2,085	625	746	971	2,019	636	598	1,697
VMTV Veh-miles (Volume)	10,903	1,068	227	801	1,373	861	2,492	861	1,653	867	3,345	1,777	534	637	829	1,668	531	500	1,418
VHT travel (hrs)	251.01	21.63	4.60	14.59	25.31	15.56	54.07	15.52	32.38	15.49	73.09	38.82	9.67	12.17	15.85	71.40	10.42	16.11	45.33
VHD delay (hrs)	95.25	6.37	1.35	3.15	5.70	3.25	18.47	3.21	8.77	3.11	25.30	13.44	2.04	3.08	4.01	47.57	2.84	8.97	25.07
Space mean speed (mph)	43	49	49	55	54	55	46	56	51	56	46	46	55	52	52	23	51	31	31
Segment density (veh/mi/lane)	37	29	29	24	22	23	33	23	26	25	33	33	31	37	27	66	35	60	60
Segment density (pc/mi/lane)	42	33	33	28	25	27	38	26	30	29	38	38	36	42	32	76	40	69	69
Tolled Express Lane	GP	GP	GP	GP	GP	GP	GP	GP	GP	GP	GP	GP	GP	GP	GP	GP	GP	GP	GP
Space mean speed (mph)	43	49	49	55	54	55	46	56	51	56	46	46	55	52	52	23	51	31	31
Travel time per vehicle (min)	4.75	0.46	0.10	0.31	0.63	0.31	1.07	0.31	0.72	0.30	1.44	0.76	0.15	0.19	0.25	1.40	0.17	0.26	0.73
Volume (vph)	-	-	-	-	-	-	-	-	-	-	-	-	-	-	-	-	-	-	-
Level of Service (LOS)																			

4:30 PM	D	D	D	C	C	C	E	C	D	D	E	E	F	F	F	E	F	F	F
4:45 PM	E	D	D	C	D	C	E	C	D	D	E	E	F	F	F	E	F	F	F
5:00 PM	E	D	D	C	C	C	E	C	D	D	E	E	F	F	F	F	F	F	F
5:15 PM	F	D	D	D	C	C	E	C	D	D	E	E	F	F	F	F	F	F	F
5:30 PM	E	D	D	C	C	C	E	C	D	D	E	E	F	F	F	F	F	F	F
5:45 PM	E	D	D	C	C	C	E	C	D	D	E	E	F	F	F	F	F	F	F
6:00 PM	E	D	D	C	C	C	E	C	D	D	E	E	F	F	F	F	F	F	F
6:15 PM	D	D	D	C	C	C	E	C	D	D	E	E	F	F	F	F	F	F	F

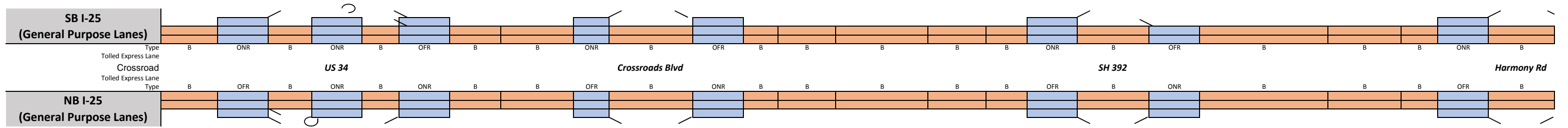


4:30 PM	E	E	E	D	D	D	E	D	E	D	F	D	D	D	C	D	C	E	E
4:45 PM	F	F	F	E	E	F	F	F	F	F	F	F	F	F	D	D	D	F	F
5:00 PM	F	F	F	E	E	D	F	E	F	D	F	E	E	E	D	D	D	F	F
5:15 PM	F	F	F	E	E	D	F	F	F	F	F	F	E	E	D	D	D	F	F
5:30 PM	F	F	F	D	E	D	F	F	F	F	F	F	E	E	D	D	D	F	F
5:45 PM	F	F	F	F	F	F	F	F	F	F	F	F	F	F	D	D	F	F	F
6:00 PM	F	E	E	F	F	F	F	F	F	D	F	E	F	F	D	F	F	F	F
6:15 PM	F	F	F	E	F	F	F	F	F	D	F	E	E	E	D	F	F	F	F

SEGMENT	72	73	74	75	76	77	78	79	80	81	82	83	84	85	86	87	88	89	90
Segment Length (ft)	18,150	2,000	500	1,500	2,890	1,500	4,225	1,500	4,255	1,500	3,160	1,500	3,095	1,610	1,500	2,930	1,500	1,095	2,000
Number of lanes	2	2	2	2	2	2	2	2	2	2	2	2	2	2	2	2	2	2	2
Free Flow Speed (mph)	70	70	70	70	70	70	70	70	70	70	70	70	70	70	70	70	70	70	70
Segment demand (vph)	3,576	3,576	3,576	3,576	3,204	3,787	3,787	3,787	3,505	3,848	3,848	3,848	3,298	3,298	3,298	2,876	3,587	3,587	3,587
On-Ramp demand (vph)						583				343							711		
Off-Ramp demand (vph)				372				282				550			422				
Ramp-to-Ramp demand (vph)																			
Travel time per vehicle (min)	6.10	0.59	0.15	0.33	0.81	0.34	1.52	0.37	1.57	0.33	1.26	0.31	0.82	0.43	0.31	0.67	0.32	0.32	0.61
VMTD Veh-miles (Demand)	12,293	1,355	339	1,016	1,754	1,076	3,030	1,076	2,825	1,093	2,303	1,093	1,933	1,006	937	1,596	1,019	744	1,359
VMTV Veh-miles (Volume)	12,248	1,349	337	1,008	1,726	1,060	2,973	1,054	2,751	1,067	2,248	1,067	1,886	981	914	1,557	998	726	1,317
VHT travel (hrs)	362.51	34.92	8.78	19.27	42.41	21.09	93.82	22.85	89.42	20.57	78.76	19.20	44.20	23.00	16.37	31.42	18.66	18.68	35.26
VHD delay (hrs)	187.54	15.65	3.97	4.87	17.76	5.95	51.35	7.79	50.13	5.32	46.64	3.96	17.26	8.98	3.31	9.17	4.41	8.32	16.45
Space mean speed (mph)	34	39	38	52	41	50	32	46	31	52	29	56	43	43	56	50	53	39	37
Segment density (veh/mi/lane)	53	46	46	33	39	32	59	40	55	29	66	31	38	38	27	28	29	45	47
Segment density (pc/mi/lane)	61	53	53	38	45	37	67	46	64	33	76	36	43	43	31	33	33	52	54
Tolled Express Lane	GP	GP	GP	GP	GP	GP	GP	GP	GP	GP	GP	GP	GP	GP	GP	GP	GP	GP	GP
Space mean speed (mph)	34	39	38	52	41	50	32	46	31	52	29	56	43	43	56	50	53	39	37
Travel time per vehicle (min)	6.10	0.59	0.15	0.33	0.81	0.34	1.52	0.37	1.57	0.33	1.26	0.31	0.82	0.43	0.31	0.67	0.32	0.32	0.61
Volume (vph)	-	-	-	-	-	-	-	-	-	-	-	-	-	-	-	-	-	-	-
Level of Service (LOS)																			

SEGMENT	91	92	93	94	95	96	97	98	99	100	101	102	103	104	105	106	107	108	109	110	111	112	113	114
Segment Length (ft)	2,640	1,500	405	755	1,250	1,500	1,435	3,000	1,500	3,480	1,500	700	2,000	4,255	2,000	460	1,500	3,240	1,500	6,730	3,000	455	1,500	3,025
Number of lanes	2	2	2	2	2	2	2	2	2	2	2	2	2	2	2	2	2	2	2	2	2	2	2	2
Free Flow Speed (mph)	70	70	70	70	70	70	70	70	70	70	70	70	70	70	70	70	70	70	70	70	70	70	70	70
Segment demand (vph)	4,480	4,480	3,727	3,727	3,321	4,250	4,250	4,250	4,250	3,317	4,202	4,202	4,202	4,202	4,210	4,210	4,210	3,617	4,500	4,500	4,500	4,500	4,500	3,161
On-Ramp demand (vph)		753		406						933							593						1,339	
Off-Ramp demand (vph)						929						885								883				
Ramp-to-Ramp demand (vph)																								
Travel time per vehicle (min)	0.95	0.33	0.23	0.42	1.02	0.70	0.67	1.40	0.67	2.98	0.72	0.35	1.01	2.51	0.60	0.14	0.32	0.75	0.31	2.33	1.04	0.16	0.32	1.99
VMTD Veh-miles (Demand)	2,240	1,273	286	533	786	1,207	1,155	2,415	1,207	2,186	1,194	557	1,592	3,386	1,595	367	1,196	2,220	1,278	5,736	2,557	388	1,278	1,811
VMTV Veh-miles (Volume)	1,876	1,067	230	430	615	940	900	1,882	942	1,604	923	434	1,244	2,673	1,390	320	1,042	1,887	1,092	4,898	2,183	331	1,092	1,651
VHT travel (hrs)	59.21	20.46	11.52	21.24	44.26	38.56	36.84	77.46	36.80	120.88	38.79	19.19	55.44	138.59	36.91	8.49	19.54	38.59	19.82	149.12	66.47	10.08	20.78	95.75
VHD delay (hrs)	32.41	5.21	8.22	15.10	35.47	25.13	23.99	50.57	36.94	97.96	25.60	12.98	37.66	100.41	17.06	3.92	4.65	11.63	4.23	79.14	35.28	5.35	357.83	72.16
Space mean speed (mph)	32	52	20	20	14	24	24	24	24	13	24	23	22	19	38	38	53	49	55	33	33	33	53	17
Segment density (veh/mi/lane)	59	28	75	74	93	68	68	68	65	92	67	72	73	86	49	49	27	31	35	58	58	58	27	84
Segment density (pc/mi/lane)	68	32	86	85	107	78	78	78	74	105	77	83	84	99	55	55	30	35	39	66	66	66	31	93
Tolled Express Lane	GP	GP	GP	GP	GP	GP	GP	GP	GP	GP	GP	GP	GP	GP	GP	GP	GP	GP	GP	GP	GP	GP	GP	GP
Space mean speed (mph)	32	52	20	20	14	24	24	24	24	13	24	23	22	19	38	38	53	49	55	33	33	33	53	17
Travel time per vehicle (min)	0.95	0.33	0.23	0.42	1.02	0.70	0.67	1.40	0.67	2.98	0.72	0.35	1.01	2.51	0.60	0.14	0.32	0.75	0.31	2.33	1.04	0.16	0.32	1.99
Volume (vph)	-	-	-	-	-	-	-	-	-	-	-	-	-	-	-	-	-	-	-	-	-	-	-	-
Level of Service (LOS)																								

4:30 PM	F	F	F	F	F	F	F	F	F	D	F	F	F	F	F	F	F	D	F	F	F	F	D
4:45 PM	F	F	F	F	F	F	F	F	F	D	F	F	F	F	F	F	F	E	F	F	F	F	F
5:00 PM	F	F	F	F	F	F	F	F	F	F	F	F	F	F	F	F	F	E	F	F	F	F	F
5:15 PM	F	F	F	F	F	F	F	F	F	F	F	F	F	F	F	F	F	D	F	F	F	F	F
5:30 PM	F	F	F	F	F	F	F	F	F	F	F	F	F	F	F	F	F	D	F	F	F	F	F
5:45 PM	F	F	F	F	F	F	F	F	F	F	F	F	F	F	F	F	F	E	F	F	F	F	F
6:00 PM	F	F	F	F	F	F	F	F	F	F	F	F	F	F	F	F	F	F	F	F	F	F	F
6:15 PM	F	F	F	F	F	F	F	F	F	F	F	F	F	F	F	F	F	E	F	F	F	F	F

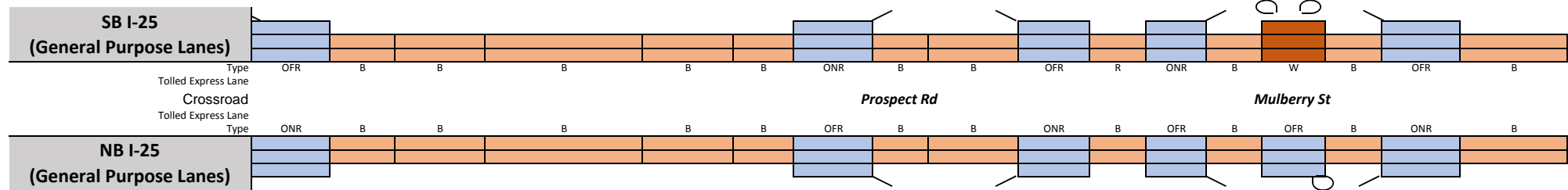


4:30 PM	E	C	C	B	D	D	F	F	D	D	D	F	F	F	F	F	D	E	D	F	F	D	D
4:45 PM	F	C	D	C	E	F	F	F	F	E	F	F	F	F	F	F	F	E	F	F	F	F	D
5:00 PM	F	C	D	C	F	F	F	F	F	F	F	F	F	F	F	F	F	F	F	F	F	F	D
5:15 PM	F	C	C	F	F	F	F	F	F	F	F	F	F	F	F	F	F	D	D	F	F	D	D
5:30 PM	F	E	F	F	F	D	F	F	F	E	F	F	F	F	F	F	F	E	F	F	F	F	D
5:45 PM	F	F	F	F	F	F	F	F	F	F	F	F	F	F	F	F	F	F	F	F	F	F	D
6:00 PM	F	F	F	F	F	F	F	F	F	F	F	F	F	F	F	F	F	F	F	F	F	F	D
6:15 PM	F	F	F	F	F	F	F	F	F	F	D	F	F	F	F	F	F	F	D	F	F	D	D

SEGMENT	91	92	93	94	95	96	97	98	99	100	101	102	103	104	105	106	107	108	109	110	111	112	113	114
Segment Length (ft)	1,925	1,500	1,050	1,500	600	1,500	1,545	3,000	540	3,680	1,500	500	2,000	4,255	2,000	900	1,500	2,900	1,500	6,630	3,000	600	1,500	2,565
Number of lanes	2	2	2	2	2	2	2	2	2	2	2	2	2	2	2	2	2	2	2	2	2	2	2	2
Free Flow Speed (mph)	70	70	70	70	70	70	70	70	70	70	70	70	70	70	70	70	70	70	70	70	70	70	70	70
Segment demand (vph)	3,587	3,587	2,694	3,033	3,033	3,951	3,951	3,951	3,951	3,143	3,971	3,971	3,971	3,971	3,971	3,971	3,971	3,261	3,951	3,951	3,951	3,951	3,951	2,767
On-Ramp demand (vph)				339		918							828											
Off-Ramp demand (vph)		893															710						1,184	
Ramp-to-Ramp demand (vph)																								
Travel time per vehicle (min)	0.61	0.38	0.49	0.74	0.38	0.33	0.62	1.08	0.12	1.52	0.32	0.20	0.80	1.69	0.80	0.36	0.32	0.87	0.33	2.61	1.18	0.24	0.31	0.56
VMTD Veh-miles (Demand)	1,308	1,019	536	862	345	1,122	1,156	2,245	404	2,191	1,128	376	1,504	3,200	1,504	677	1,128	1,791	1,122	4,961	2,245	449	1,122	1,344
VMTV Veh-miles (Volume)	1,260	977	506	810	323	1,067	1,099	2,129	383	2,041	1,067	356	1,423	3,027	1,423	640	1,067	1,678	1,064	4,703	2,128	426	1,064	1,270
VHT travel (hrs)	35.34	21.83	20.70	35.39	18.13	20.46	38.51	67.41	7.39	74.14	20.28	12.46	49.85	106.05	49.85	22.43	20.05	44.42	20.36	162.80	73.66	14.73	19.60	24.45
VHD delay (hrs)	17.35	7.88	13.47	23.82	13.52	15.27	22.80	36.99	1.92	44.98	5.03	7.38	29.52	62.80	29.52	13.28	4.81	20.45	5.16	95.60	43.26	8.65	4.40	6.31
Space mean speed (mph)	36	45	24	23	18	52	29	32	52	28	53	29	29	29	29	29	53	38	52	29	29	29	54	52
Segment density (veh/mi/lane)	48	34	52	62	80	28	66	59	34	53	26	66	66	66	66	66	33	40	28	65	65	65	30	25
Segment density (pc/mi/lane)	56	39	60	72	92	32	76	68	39	61	30	76	76	76	76	76	38	47	32	75	75	75	35	29
Tolled Express Lane	GP	GP	GP	GP	GP	GP	GP	GP	GP	GP	GP	GP	GP	GP	GP	GP	GP	GP	GP	GP	GP	GP	GP	GP
Space mean speed (mph)	36	45	24	23	18	52	29	32	52	28	53	29	29	29	29	29	53	38	52	29	29	29	54	52
Travel time per vehicle (min)	0.61	0.38	0.49	0.74	0.38	0.33	0.62	1.08	0.12	1.52	0.32	0.20	0.80	1.69	0.80	0.36	0.32	0.87	0.33	2.61	1.18	0.24	0.31	0.56
Volume (vph)	-	-	-	-	-	-	-	-	-	-	-	-	-	-	-	-	-	-	-	-	-	-	-	-
Level of Service (LOS)																								

SEGMENT	115	116	117	118	119	120	121	122	123	124	125	126	127	128	129	130	131	
Segment Length (ft)	1,500	500	2,000	4,840	2,000	500	1,500	535	2,000	775	715	1,160	700	420	750	1,500	2,700	276,955
Number of lanes	2	2	2	2	2	2	2	2	2	2	2	2	2	3	2	2	2	
Free Flow Speed (mph)	70	70	70	70	70	70	70	70	70	70	70	70	70	70	70	70	70	
Segment demand (vph)	3,906	3,906	3,906	3,906	3,906	3,906	3,906	2,850	2,850	3,053	3,053	3,053	2,523	2,599	1,750	1,924	1,924	
On-Ramp demand (vph)							1,056					530		849				
Off-Ramp demand (vph)	745									203				76		174		
Ramp-to-Ramp demand (vph)																		
Travel time per vehicle (min)	0.51	0.17	0.70	1.52	0.66	0.16	0.44	0.30	0.80	0.23	0.18	0.26	0.14	0.09	0.15	0.30	0.53	79.47
VMTD Veh-miles (Demand)	1,110	370	1,480	3,580	1,480	370	1,110	289	1,080	448	413	671	334	207	249	547	984	196,309
VMTV Veh-miles (Volume)	1,024	342	1,370	3,329	1,388	348	1,045	275	1,035	439	407	665	334	207	249	547	984	184,788
VHT travel (hrs)	30.60	10.46	41.98	92.05	40.08	9.92	27.21	13.41	36.21	11.21	9.27	12.92	6.04	4.09	4.23	9.70	17.03	4,606.49
VHD delay (hrs)	15.98	5.57	22.41	44.48	20.26	4.94	34.03	9.48	21.42	4.95	3.45	3.42	1.26	1.14	0.68	1.89	2.97	2,272.73
Space mean speed (mph)	33	33	33	36	35	35	38	21	29	39	44	51	55	51	59	56	58	40
Segment density (veh/mi/lane)	54	55	55	50	53	52	46	66	48	36	32	25	23	17	15	16	17	37
Segment density (pc/mi/lane)	60	62	62	56	59	59	52	73	53	40	35	28	25	18	17	19	19	42
Tolled Express Lane	GP	GP	GP	GP	GP	GP	GP	GP	GP	GP	GP	GP	GP	GP	GP	GP	GP	TEL
Space mean speed (mph)	33	33	33	36	35	35	38	21	29	39	44	51	55	51	59	56	58	61
Travel time per vehicle (min)	0.51	0.17	0.70	1.52	0.66	0.16	0.44	0.30	0.80	0.23	0.18	0.26	0.14	0.09	0.15	0.30	0.53	70.86
Volume (vph)	-	-	-	-	-	-	-	-	-	-	-	-	-	-	-	-	-	8.61
Level of Service (LOS)																		

4:30 PM	D	E	E	E	E	E	D	C	C	C	C	B	C	B	B	B	B	B
4:45 PM	D	F	F	F	F	F	D	D	D	C	C	C	C	B	B	B	B	B
5:00 PM	F	F	F	F	F	F	D	D	D	C	C	C	C	B	B	B	B	C
5:15 PM	F	F	F	F	F	F	F	F	C	C	C	C	D	B	B	B	B	C
5:30 PM	F	F	F	F	F	F	F	F	F	C	C	C	C	B	B	B	B	C
5:45 PM	F	F	F	F	F	F	F	F	F	F	F	E	C	B	B	B	B	C
6:00 PM	F	F	F	F	F	F	F	F	F	F	F	F	F	F	D	B	B	C
6:15 PM	F	F	F	F	F	F	F	F	F	F	F	F	F	F	F	B	B	C

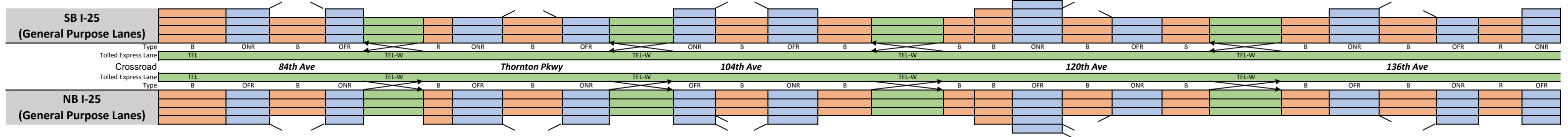


4:30 PM	D	F	F	F	F	F	C	D	D	C	E	D	D	C	C	B	B	C
4:45 PM	F	F	F	F	F	F	F	D	D	C	F	D	D	C	C	B	B	D
5:00 PM	F	F	F	F	F	F	F	D	D	C	F	D	D	C	C	B	B	C
5:15 PM	D	F	F	F	F	F	C	D	D	C	F	D	D	C	C	B	B	C
5:30 PM	F	F	F	F	F	F	F	D	D	C	E	D	D	C	C	B	B	C
5:45 PM	F	F	F	F	F	F	F	D	D	F	F	F	D	C	C	B	B	C
6:00 PM	F	F	F	F	F	F	F	D	D	C	F	D	D	C	C	B	B	C
6:15 PM	D	F	F	F	F	F	C	D	D	C	F	D	D	C	C	B	B	C

SEGMENT	115	116	117	118	119	120	121	122	123	124	125	126	127	128	129	130	131	
Segment Length (ft)	1,500	900	2,000	4,840	2,000	740	1,500	525	2,000	1,165	570	750	510	840	550	1,500	2,700	277,130
Number of lanes	2	2	2	2	2	2	2	2	2	2	2	2	2	2	2	2	2	
Free Flow Speed (mph)	70	70	70	70	70	70	70	70	70	70	70	70	70	70	70	70	70	
Segment demand (vph)	3,891	3,891	3,891	3,891	3,891	3,891	3,891	2,836	2,836	3,394	3,394	3,394	2,703	2,703	2,107	2,347	2,347	
On-Ramp demand (vph)	1,124									558						240		
Off-Ramp demand (vph)								1,055				691		596				
Ramp-to-Ramp demand (vph)																		
Travel time per vehicle (min)	0.33	0.34	0.76	1.85	0.76	0.28	0.31	0.12	0.45	0.24	0.16	0.15	0.11	0.19	0.11	0.30	0.55	92.11
VMTD Veh-miles (Demand)	1,105	663	1,474	3,567	1,474	545	1,105	282	1,074	749	366	482	261	430	219	667	1,200	217,412
VMTV Veh-miles (Volume)	1,054	633	1,406	3,402	1,406	520	1,054	269	1,023	719	352	463	251	413	210	642	1,156	200,274
VHT travel (hrs)	20.17	21.27	47.27	114.40	47.27	17.49	19.33	5.28	20.10	13.00	8.46	8.37	4.81	8.16	3.69	11.16	20.88	5,839.49
VHD delay (hrs)	11.19	12.24	27.19	65.80	27.19	10.06	4.27	1.44	5.48	2.73	3.43	1.76	1.23	2.26	0.68	1.99	4.37	4,072.97
Space mean speed (mph)	52	30	30	30	30	30	55	51	51	55	42	55	52	51	57	58	55	34
Segment density (veh/mi/lane)	28	62	62	62	62	62	21	27	27	22	39	27	25	19	18	15	20	47
Segment density (pc/mi/lane)	32	72	72	72	72	72	24	31	31	26	45	31	29	22	20	18	23	54
Tolled Express Lane	GP	GP	GP	GP	GP	GP	GP	GP	GP	GP	GP	GP	GP	GP	GP	GP	GP	TEL
Space mean speed (mph)	52	30	30	30	30	30	55	51	51	55	42	55	52	51	57	58	55	60
Travel time per vehicle (min)	0.33	0.34	0.76	1.85	0.76	0.28	0.31	0.12	0.45	0.24	0.16	0.15	0.11	0.19	0.11	0.30	0.55	72.22
Volume (vph)	-	-	-	-	-	-	-	-	-	-	-	-	-	-	-	-	-	19.89
Level of Service (LOS)																		

SEGMENT	1	2	3	4	5	6	7	8	9	10	11	12	13	14	15	16	17	18	19	20	21	22	23	24	25	26	27	28	
Segment Length (ft)	2,700	1,500	1,865	1,100	2,530	715	750	1,835	750	2,900	1,045	1,735	1,010	2,190	3,100	95	800	1,500	1,575	1,500	1,400	3,000	1,315	1,500	2,095	750	1,390	750	
Number of lanes	4	4	3	3	4	3	3	3	3	4	3	3	3	3	4	3	4	3	3	3	3	4	3	3	3	3	3	3	
Free Flow Speed (mph)	60	60	60	60	60	60	60	60	60	60	60	60	60	60	60	60	60	60	65	65	65	65	65	65	65	65	65	65	
Segment demand (vph)	5,620	5,620	4,275	5,096	6,507	5,118	5,118	4,290	5,109	6,511	5,175	4,031	4,934	4,934	6,263	5,093	5,093	5,093	3,785	4,919	4,919	6,089	5,037	5,037	3,856	4,554	4,554	4,554	
On-Ramp demand (vph)		1,345			1,389		828			1,336	1,144				1,170			1,308				1,052		1,181				1,055	
Off-Ramp demand (vph)				821	1,411				819	1,402			903		1,329						1,134					698			
Ramp-to-Ramp demand (vph)																													
Travel time per vehicle (min)	0.70	0.29	0.49	0.24	0.71	0.17	0.18	0.48	0.17	0.77	0.24	0.44	0.22	0.65	0.84	0.03	0.20	0.34	0.36	0.31	0.40	0.73	0.38	0.33	0.48	0.16	0.30	0.16	
VMTD Veh-miles (Demand)	2,874	1,597	1,510	1,062	3,118	693	727	1,491	726	3,576	1,024	1,325	944	2,046	3,677	92	772	1,447	1,129	1,397	1,304	3,460	1,254	1,431	1,530	647	1,199	647	
VMTV Veh-miles (Volume)	2,865	1,591	1,504	1,057	3,104	689	723	1,481	721	3,553	1,016	1,310	934	2,024	3,637	90	761	1,428	1,109	1,373	1,281	3,398	1,228	1,400	1,487	629	1,166	629	
VHT travel (hrs)	65.64	27.02	34.70	20.62	76.67	14.20	14.90	34.23	14.06	83.51	20.91	29.13	18.20	52.97	86.59	2.46	16.49	28.62	22.27	25.23	31.81	72.77	31.43	26.80	29.98	11.58	21.99	11.87	
VHD delay (hrs)	17.89	0.49	9.64	3.00	24.94	2.72	2.85	9.55	2.05	24.30	3.99	7.29	2.64	19.23	25.96	0.95	3.80	4.83	5.21	4.12	12.10	20.49	12.55	5.26	7.10	1.90	4.06	2.19	
Space mean speed (mph)	44	59	43	51	40	49	49	43	51	43	49	45	51	38	42	37	46	50	50	54	40	47	39	52	50	54	53	53	
Segment density (veh/mi/lane)	32	24	33	33	39	35	35	33	33	37	35	30	32	43	36	46	27	34	25	30	40	32	42	31	25	27	28	28	
Segment density (pc/mi/lane)	37	27	38	38	45	40	40	38	38	43	41	34	36	49	42	52	31	39	29	34	46	37	48	36	29	31	32	32	
Tolled Express Lane	TEL				TEL-W					TEL-W					TEL-W							TEL-W							
Space mean speed (mph)	44	60	60	57	40	60	60	60	55	43	60	60	60	59	42	60	60	60	65	65	63	47	65	65	65	65	65	65	65
Travel time per vehicle (min)	0.70	0.28	0.35	0.22	0.71	0.14	0.14	0.35	0.16	0.77	0.20	0.33	0.19	0.42	0.84	0.02	0.15	0.28	0.28	0.26	0.25	0.73	0.23	0.26	0.37	0.13	0.24	0.13	
Volume (vph)	1,411	1,411	1,411	1,411	1,090	1,402	1,402	1,402	1,402	1,199	1,330	1,330	1,330	1,330	1,022	1,170	1,170	1,170	1,170	1,170	1,170	887	1,053	1,053	1,053	1,053	1,053	1,053	
Level of Service (LOS)	D	C	C	C	D	C	C	C	C	D	C	C	C	C	C	C	C	C	C	C	C	C	B	B	B	B	B	B	

4:30 PM	E	D	E	C	F	D	D	E	D	E	D	D	C	F	E	F	D	C	D	D	E	D	F	C	D	E	E	C
4:45 PM	E	D	E	C	F	D	D	E	E	F	D	E	D	F	F	F	D	C	D	D	F	E	F	D	D	E	E	D
5:00 PM	E	D	E	C	F	D	D	E	D	E	D	E	C	F	E	F	D	C	D	D	F	E	F	D	D	E	E	C
5:15 PM	D	D	E	C	F	D	D	E	D	E	D	D	C	F	E	F	D	C	D	D	E	E	F	D	D	E	E	C
5:30 PM	E	D	E	C	F	D	D	E	D	E	D	D	C	F	E	F	D	C	D	D	E	D	E	C	D	E	E	C
5:45 PM	E	D	E	C	F	D	D	E	D	F	D	D	C	F	F	F	D	C	D	D	F	E	F	D	D	E	E	C
6:00 PM	E	D	E	C	F	F	F	D	F	F	F	E	F	F	F	F	D	C	D	D	E	F	E	D	D	E	E	D
6:15 PM	E	D	E	D	F	F	F	D	D	F	D	D	D	F	F	F	D	C	D	D	F	E	F	D	D	E	E	D

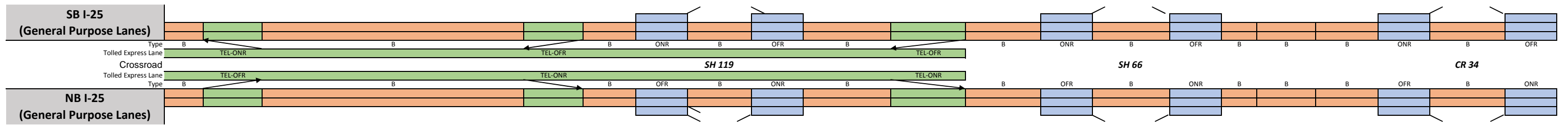


4:30 PM	F	F	F	F	F	F	F	D	F	F	F	E	F	F	E	F	D	F	E	F	F	E	F	F	E	D	D	D
4:45 PM	F	F	F	F	F	F	F	F	F	F	F	E	F	F	E	F	D	F	E	F	F	E	F	F	E	D	D	D
5:00 PM	F	F	F	F	F	E	F	F	F	F	F	E	F	F	F	F	D	F	E	F	F	E	F	F	E	D	D	D
5:15 PM	F	F	F	F	F	D	F	F	F	F	F	E	F	F	F	F	D	F	E	F	F	E	F	F	E	D	D	D
5:30 PM	F	F	F	F	F	D	F	F	F	F	F	E	F	F	F	F	D	F	E	F	F	E	F	F	E	F	F	F
5:45 PM	F	F	F	F	F	D	F	F	F	F	F	E	F	F	F	F	D	F	E	F	F	D	F	F	E	F	F	F
6:00 PM	F	F	F	F	F	D	F	F	F	F	F	E	F	F	F	F	D	F	E	F	F	F	F	F	E	F	F	F
6:15 PM	F	F	F	F	F	D	F	E	F	F	F	E	F	F	F	F	D	F	E	F	F	F	F	F	E	F	F	F

SEGMENT	1	2	3	4	5	6	7	8	9	10	11	12	13	14	15	16	17	18	19	20	21	22	23	24	25	26	27	28
Segment Length (ft)	2,700	1,100	1,875	750	2,200	170	1,500	2,180	1,350	2,450	995	1,700	1,500	1,765	3,000	310	715	1,500	1,525	1,500	1,400	3,000	1,380	1,500	2,040	1,015	1,070	745
Number of lanes	4	4	3	3	4	4	3	3	3	4	3	3	3	3	4	3	4	3	3	3	3	4	3	3	3	3	3	3
Free Flow Speed (mph)	60	60	60	60	60	60	60	60	60	60	60	60	60	60	60	60	60	60	65	65	65	65	65	65	65	65	65	65
Segment demand (vph)	6,439	6,439	5,180	6,031	7,695	6,196	6,196	5,297	6,297	7,803	6,495	5,293	6,053	6,053	7,356	6,149	6,149	6,149	5,221	6,028	6,028	7,258	6,140	6,140	4,882	5,545	5,545	5,545
On-Ramp demand (vph)				851	1,664				1,000	1,506			760		1,303						807		1,230			663		
Off-Ramp demand (vph)		1,259			1,499		899			1,308	1,202				1,207			928				1,118		1,258				1,236
Ramp-to-Ramp demand (vph)																												
Travel time per vehicle (min)	1.66	0.68	1.00	0.21	0.61	0.04	0.33	0.75	0.37	0.69	0.22	0.45	0.35	0.54	0.64	0.10	0.18	0.33	0.39	0.33	0.46	0.65	0.51	0.31	0.51	0.22	0.24	0.16
VMTD Veh-miles (Demand)	3,293	1,341	1,839	857	3,206	199	1,760	2,187	1,610	3,621	1,224	1,704	1,720	2,023	4,180	361	833	1,747	1,508	1,713	1,598	4,124	1,605	1,744	1,886	1,066	1,124	782
VMTV Veh-miles (Volume)	2,912	1,185	1,615	767	2,677	167	1,473	1,850	1,381	2,922	987	1,372	1,426	1,678	3,593	310	714	1,499	1,288	1,496	1,396	3,691	1,436	1,560	1,681	964	1,016	707
VHT travel (hrs)	157.51	64.26	75.87	19.12	65.52	3.84	28.73	55.92	33.55	72.42	19.32	31.67	29.23	45.55	67.96	9.10	15.80	29.29	29.05	29.09	40.30	70.91	46.29	28.83	37.12	18.69	19.71	13.08
VHD delay (hrs)	108.97	44.51	48.95	6.34	412.36	1.06	4.18	25.09	67.59	448.55	2.87	8.80	5.45	17.58	8.07	3.94	3.90	4.31	9.24	6.08	18.82	14.13	24.20	4.83	11.26	3.87	4.08	2.19
Space mean speed (mph)	18	18	21	40	41	43	51	33	41	40	51	43	49	37	53	34	45	51	44	51	35	52	31	54	45	52	52	54
Segment density (veh/mi/lane)	77	77	71	45	45	30	34	45	44	46	34	33	34</															

SEGMENT	52	53	54	55	56	57	58	59	60	61	62	63	64	65	66	67	68	69	70	71		
Segment Length (ft)	400	2,000		14,995	2,000	745	750	4,315	1,500	3,500	3,000	3,240	1,500	2,995	1,500	490	2,000	2,280	1,500	2,995	1,500	
Number of lanes	2	3		2	3	2	2	2	2	2	3	2	2	2	2	2	2	2	2	2	2	
Free Flow Speed (mph)	70	70		70	70	70	70	70	70	70	70	70	70	70	70	70	70	70	70	70	70	
Segment demand (vph)	3,222	4,119		3,208	4,120	3,433	3,433	2,327	2,960	2,960	3,651	3,647	3,647	3,093	3,773	3,773	3,773	3,773	3,773	3,418	3,619	
On-Ramp demand (vph)		911			687		1,106				4		554							355		
Off-Ramp demand (vph)		897			912				633		691				680							201
Ramp-to-Ramp demand (vph)																						
Travel time per vehicle (min)	0.13	0.42		4.65	0.42	0.28	0.16	0.93	0.31	0.91	0.66	1.13	0.32	0.75	0.31	0.19	0.78	0.89	0.33	1.03	0.37	
VMTD Veh-miles (Demand)	244	1,560		9,111	1,561	484	488	1,902	841	1,962	2,074	2,238	1,036	1,754	1,072	350	1,429	1,629	1,072	1,939	1,028	
VMTV Veh-miles (Volume)	239	1,533		9,064	1,553	481	485	1,884	834	1,945	2,056	2,218	1,027	1,736	1,061	347	1,415	1,613	1,061	1,917	1,026	
VHT travel (hrs)	6.99	28.53		247.52	28.97	16.12	9.02	35.77	15.05	44.61	39.57	67.82	19.25	38.06	19.19	11.87	48.45	55.23	20.40	58.04	22.46	
VHD delay (hrs)	3.57	12.68		118.03	6.79	9.24	2.09	8.85	3.14	16.82	10.19	36.13	4.58	13.26	4.04	6.92	28.24	32.19	5.24	30.66	7.80	
Space mean speed (mph)	34	54		37	54	30	54	53	55	44	52	33	53	46	55	29	29	29	29	52	33	
Segment density (veh/mi/lane)	46	25		44	25	57	24	22	23	34	23	55	26	34	30	64	64	64	29	51	39	
Segment density (pc/mi/lane)	54	29		52	29	67	29	26	27	40	26	64	30	39	35	74	74	74	33	59	45	
Tolled Express Lane	TEL-ONR		TEL-OFR		TEL-OFR		TEL-OFR		TEL-OFR		GP	GP	GP	GP	GP	GP	GP	GP	GP	GP	GP	
Space mean speed (mph)	61	54		70	54	70	70	70	70	70	52	33	53	46	55	29	29	29	52	33	46	
Travel time per vehicle (min)	0.07	0.42		2.43	0.42	0.12	0.12	0.70	0.24	0.57	0.66	1.13	0.32	0.75	0.31	0.19	0.78	0.89	0.33	1.03	0.37	
Volume (vph)	897	897		910	687	691	691	691	691	691	-	-	-	-	-	-	-	-	-	-	-	
Level of Service (LOS)	B	B		B	B	A	A	A	A	A												

4:30 PM	D	C		D	C	E	C	C	C	D	C	E	C	D	D	E	E	E	D	D	C
4:45 PM	F	D		F	D	F	D	D	C	E	C	F	D	E	E	F	F	F	D	F	D
5:00 PM	E	C		E	C	E	C	C	C	E	C	F	D	E	D	F	F	F	D	F	D
5:15 PM	F	D		F	D	F	D	D	D	E	C	F	D	E	F	F	F	F	F	F	F
5:30 PM	F	D		F	D	F	D	C	C	E	C	F	D	E	E	F	F	F	D	F	F
5:45 PM	F	D		F	D	F	D	D	D	E	C	F	D	E	F	F	F	F	F	F	F
6:00 PM	F	E		F	E	F	D	D	C	E	C	F	F	E	F	F	F	F	F	F	F
6:15 PM	F	E		F	C	F	D	C	C	E	C	F	D	E	E	F	F	F	D	F	E

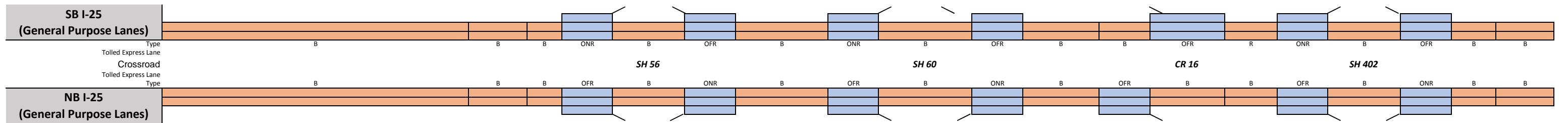


4:30 PM	F	D		F	D	F	F	C	C	F	F	F	F	D	F	F	F	F	F	E	D
4:45 PM	F	E		F	E	F	F	D	F	F	F	F	F	F	F	F	F	F	F	F	F
5:00 PM	F	D		F	D	F	F	E	F	F	F	F	F	F	F	F	F	F	F	F	F
5:15 PM	F	F		F	F	F	F	F	F	F	F	F	F	F	F	F	F	F	F	F	F
5:30 PM	F	E		F	E	F	F	F	F	F	F	F	F	F	F	F	F	F	F	E	F
5:45 PM	F	F		F	F	F	F	F	F	F	F	F	F	F	F	F	F	F	F	F	F
6:00 PM	F	F		F	F	F	F	F	F	F	F	F	F	F	F	F	F	F	F	F	F
6:15 PM	F	E		F	E	F	F	F	F	F	F	F	F	F	F	F	F	F	F	F	F

SEGMENT	52	53	54	55	56	57	58	59	60	61	62	63	64	65	66	67	68	69	70	71	
Segment Length (ft)	735	2,000		15,000	2,000	1,635	1,500	2,325	1,500	3,850	3,000	3,040	1,500	3,185	1,500	500	2,000	2,245	1,500	3,035	1,500
Number of lanes	2	3		2	3	2	2	2	2	2	3	2	2	2	2	2	2	2	2	2	2
Free Flow Speed (mph)	70	70		70	70	70	70	70	70	70	70	70	70	70	70	70	70	70	70	70	70
Segment demand (vph)	4,206	5,505		4,187	5,502	4,497	4,497	2,973	3,852	3,852	4,852	4,852	4,852	3,974	4,681	4,681	4,681	4,681	4,681	3,982	4,208
On-Ramp demand (vph)		1,299			1,315				879		1,000				707						226
Off-Ramp demand (vph)		1,318			1,005		1,524					878									
Ramp-to-Ramp demand (vph)																					
Travel time per vehicle (min)	0.22	0.42		3.06	1.45	0.66	0.54	2.13	0.78	2.42	2.38	1.12	0.31	1.44	0.32	0.18	0.74	0.83	0.31	0.77	0.32
VMTD Veh-miles (Demand)	585	2,085		11,895	2,084	1,393	1,278	1,309	1,094	2,809	2,757	2,794	1,378	2,397	1,330	443	1,773	1,990	1,330	2,289	1,195
VMTV Veh-miles (Volume)	480	1,798		10,082	1,643	1,086	992	971	869	2,221	2,162	2,191	1,081	1,871	1,082	361	1,443	1,619	1,082	1,854	981
VHT travel (hrs)	12.86	32.85		181.27	104.46	38.34	31.32	78.47	39.78	122.72	150.67	71.09	19.57	74.56	20.57	11.66	46.66	52.37	19.50	41.28	18.29
VHD delay (hrs)	6.00	7.16		37.24	322.25	22.82	17.15	64.59	27.36	90.99	298.80	39.79	4.13	47.84	5.11	6.51	26.05	29.24	4.05	14.79	4.29
Space mean speed (mph)	37	55		56	16	28	32	12	22	18	14	31	55	25	53	31	31	31	31	45	54
Segment density (veh/mi/lane)	46	32		32	92	62	52	89	70	84	88	62	30	62	27	62	62	62	62	36	27
Segment density (pc/mi/lane)	53	37		37	106	71	60	102	81	97	100	70	34	70	30	70	70	70	70	41	31
Tolled Express Lane	TEL-OFR		TEL-ONR		TEL-ONR		TEL-ONR		TEL-ONR		GP	GP	GP	GP	GP	GP	GP	GP	GP	GP	GP
Space mean speed (mph)	70	55		70	16	66	70	70	70	70	14	31	55	25	53	31	31	31	31	45	54
Travel time per vehicle (min)	0.12	0.42		2.44	1.45	0.28	0.24	0.38	0.24	0.63	2.38	1.12	0.31	1.44	0.32	0.18	0.74	0.83	0.31	0.77	0.32
Volume (vph)	1,298	1,299		1,317	1,005	1,005	1,005	1,005	1,005	1,005	-	-	-	-	-	-	-	-	-	-	-
Level of Service (LOS)	C	C		C	F	B	B	B	B	B											

SEGMENT	72	73	74	75	76	77	78	79	80	81	82	83	84	85	86	87	88	89	90
Segment Length (ft)	18,155	2,000	425	1,500	3,020	1,500	4,340	1,500	3,245	1,500	5,790	3,075	750	895	1,165	2,870	750	705	2,000
Number of lanes	2	2	2	2	2	2	2	2	2	2	2	2	2	2	2	2	2	2	2
Free Flow Speed (mph)	70	70	70	70	70	70	70	70	70	70	70	70	70	70	70	70	70	70	70
Segment demand (vph)	3,619	3,623	3,623	3,623	3,294	3,949	3,949	3,949	3,263	4,156	4,156	4,156	4,739	4,739	4,739	3,976	4,722	4,722	4,722
On-Ramp demand (vph)				329					686							763			
Off-Ramp demand (vph)						655				893			583					746	
Ramp-to-Ramp demand (vph)																			
Travel time per vehicle (min)	5.12	0.50	0.11	0.31	0.68	0.31	1.19	0.31	0.71	0.31	1.61	0.85	0.15	0.19	0.25	1.64	0.26	0.25	0.71
VMTD Veh-miles (Demand)	12,444	1,372	292	1,029	1,884	1,122	3,246	1,122	2,005	1,181	4,557	2,420	673	803	1,046	2,161	671	630	1,789
VMTV Veh-miles (Volume)	12,444	1,169	248	877	1,577	931	2,695	931	1,593	937	3,616	1,920	534	637	829	1,627	504	474	1,345
VHT travel (hrs)	308.75	25.84	5.49	16.19	31.37	16.75	64.99	17.05	30.50	16.97	88.26	46.87	9.57	12.17	15.85	82.07	15.54	14.60	41.89
VHD delay (hrs)	130.98	9.14	1.94	3.66	8.84	3.44	26.50	3.74	7.74	3.58	36.61	19.44	1.95	3.08	4.01	58.83	8.34	7.83	22.68
Space mean speed (mph)	40	45	45	54	50	56	41	55	52	55	41	41	56	52	52	20	32	32	32
Segment density (veh/mi/lane)	45	34	34	27	27	25	40	24	25	27	40	40	31	38	27	75	55	55	55
Segment density (pc/mi/lane)	52	39	39	30	32	29	45	28	29	31	46	46	36	44	31	87	63	63	64
Tolled Express Lane	GP	GP	GP	GP	GP	GP	GP	GP	GP	GP	GP	GP	GP	GP	GP	GP	GP	GP	GP
Space mean speed (mph)	40	45	45	54	50	56	41	55	52	55	41	41	56	52	52	20	32	32	32
Travel time per vehicle (min)	5.12	0.50	0.11	0.31	0.68	0.31	1.19	0.31	0.71	0.31	1.61	0.85	0.15	0.19	0.25	1.64	0.26	0.25	0.71
Volume (vph)	-	-	-	-	-	-	-	-	-	-	-	-	-	-	-	-	-	-	-
Level of Service (LOS)																			

4:30 PM	E	D	D	C	D	C	E	C	D	F	F	F	F	F	F	D	F	F	F
4:45 PM	F	E	E	D	D	F	F	F	D	F	F	F	F	F	F	F	F	F	F
5:00 PM	F	E	E	D	D	F	F	F	D	F	F	F	F	F	F	F	F	F	F
5:15 PM	F	F	F	F	D	F	F	F	D	F	F	F	F	F	F	F	F	F	F
5:30 PM	E	E	E	D	D	F	F	F	D	F	F	F	F	F	F	F	F	F	F
5:45 PM	F	E	E	D	D	F	F	F	D	F	F	F	F	F	F	F	F	F	F
6:00 PM	E	E	E	D	D	F	F	F	D	F	F	F	F	F	F	F	F	F	F
6:15 PM	D	D	D	D	D	D	F	D	D	F	F	F	F	F	F	F	F	F	F

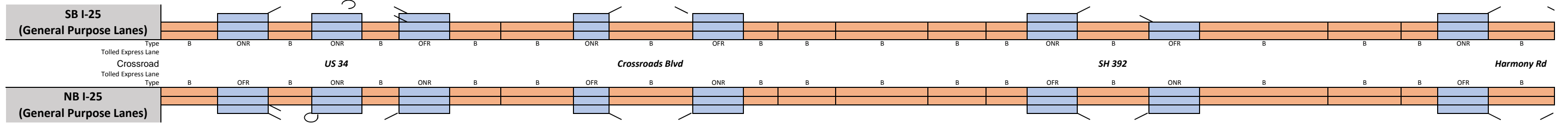


4:30 PM	F	F	F	E	F	F	F	F	F	F	F	F	F	F	F	D	D	D	F	F
4:45 PM	F	F	F	F	F	F	F	F	F	F	F	F	F	F	F	F	D	D	F	F
5:00 PM	F	F	F	F	F	F	F	F	F	F	F	F	F	F	F	F	D	D	F	F
5:15 PM	F	F	F	F	F	F	F	F	F	F	F	F	F	F	F	F	D	D	F	F
5:30 PM	F	F	F	F	F	F	F	F	F	F	F	F	F	F	F	F	D	D	F	F
5:45 PM	F	F	F	F	F	F	F	F	F	F	F	F	F	F	F	F	D	D	F	F
6:00 PM	F	F	F	F	F	F	F	F	F	F	F	F	F	F	F	F	D	D	F	F
6:15 PM	F	F	F	F	F	F	F	F	F	F	F	F	F	F	F	F	C	C	F	F

SEGMENT	72	73	74	75	76	77	78	79	80	81	82	83	84	85	86	87	88	89	90
Segment Length (ft)	18,150	2,000	500	1,500	2,890	1,500	4,225	1,500	4,255	1,500	3,160	1,500	3,095	1,610	1,500	2,930	1,500	1,095	2,000
Number of lanes	2	2	2	2	2	2	2	2	2	2	2	2	2	2	2	2	2	2	2
Free Flow Speed (mph)	70	70	70	70	70	70	70	70	70	70	70	70	70	70	70	70	70	70	70
Segment demand (vph)	4,208	4,208	4,208	4,208	3,883	4,394	4,394	4,394	3,848	4,505	4,505	4,505	4,072	4,072	4,072	3,174	3,891	3,891	3,891
On-Ramp demand (vph)						511				657									
Off-Ramp demand (vph)				325								433							
Ramp-to-Ramp demand (vph)								546							898				
Travel time per vehicle (min)	10.12	0.89	0.22	0.68	1.66	0.53	1.52	0.53	2.28	0.33	1.26	0.30	0.90	0.47	0.31	0.64	0.32	0.31	0.57
VMTD Veh-miles (Demand)	14,465	1,594	398	1,195	2,125	1,248	3,516	1,248	3,101	1,280	2,696	1,280	2,387	1,242	1,157	1,761	1,105	807	1,474
VMTV Veh-miles (Volume)	11,522	1,266	316	947	1,672	1,012	2,851	1,012	2,498	1,067	2,248	1,067	1,982	1,031	960	1,467	955	697	1,273
VHT travel (hrs)	565.55	49.78	12.03	37.52	84.45	31.34	90.38	31.65	117.70	20.57	78.76	19.08	50.62	26.33	17.42	28.38	17.69	17.60	32.15
VHD delay (hrs)	400.95	31.70	7.51	24.00	60.56	16.88	49.65	17.18	82.02	5.32	46.64	3.84	22.31	11.61	3.70	7.43	4.05	7.65	13.97
Space mean speed (mph)	20	25	26	25	20	32	32	32	21	52	29	56	39	39	55	52	54	40	40
Segment density (veh/mi/lane)	82	66	64	66	77	55	56	56	73	29	66	31	43	43	28	26	26	42	42
Segment density (pc/mi/lane)	95	76	73	76	89	63	65	64	84	33	76	36	50	50	32	29	30	49	49
Tolled Express Lane	GP	GP	GP	GP	GP	GP	GP	GP	GP	GP	GP	GP	GP	GP	GP	GP	GP	GP	GP
Space mean speed (mph)	20	25	26	25	20	32	32	32	21	52	29	56	39	39	55	52	54	40	40
Travel time per vehicle (min)	10.12	0.89	0.22	0.68	1.66	0.53	1.52	0.53	2.28	0.33	1.26	0.30	0.90	0.47	0.31	0.64	0.32	0.31	0.57
Volume (vph)	-	-	-	-	-	-	-	-	-	-	-	-	-	-	-	-	-	-	-
Level of Service (LOS)																			

SEGMENT	91	92	93	94	95	96	97	98	99	100	101	102	103	104	105	106	107	108	109	110	111	112	113	114
Segment Length (ft)	2,640	1,500	405	755	1,250	1,500	1,435	3,000	1,500	3,480	1,500	700	2,000	4,255	2,000	460	1,500	3,240	1,500	6,730	3,000	455	1,500	3,025
Number of lanes	2	2	2	2	2	2	2	2	2	2	2	2	2	2	2	2	2	2	2	2	2	2	2	2
Free Flow Speed (mph)	70	70	70	70	70	70	70	70	70	70	70	70	70	70	70	70	70	70	70	70	70	70	70	70
Segment demand (vph)	4,722	4,722	3,933	3,933	3,315	4,357	4,357	4,357	4,357	3,499	4,288	4,288	4,288	4,288	4,296	4,296	4,296	3,809	4,789	4,789	4,789	4,789	4,789	3,604
On-Ramp demand (vph)		789		618					858								487						1,185	
Off-Ramp demand (vph)						1,042					789								980					
Ramp-to-Ramp demand (vph)																								
Travel time per vehicle (min)	0.92	0.50	0.27	0.51	1.44	1.05	1.00	2.09	0.97	4.59	1.24	0.55	1.57	3.70	0.54	0.12	0.32	0.74	0.31	2.23	0.99	0.15	0.32	2.02
VMTD Veh-miles (Demand)	2,361	1,341	302	562	785	1,238	1,184	2,476	1,238	2,306	1,218	568	1,624	3,456	1,627	374	1,220	2,337	1,361	6,104	2,721	413	1,361	2,065
VMTV Veh-miles (Volume)	1,779	1,016	214	400	517	812	779	1,634	823	1,347	745	353	1,015	2,200	1,350	310	1,012	1,888	1,101	4,941	2,202	334	1,101	1,665
VHT travel (hrs)	54.55	29.64	12.74	23.88	52.42	50.03	47.61	100.34	46.94	156.31	54.36	24.28	69.98	168.30	32.10	7.38	18.71	37.70	20.02	143.86	64.13	9.73	20.98	97.70
VHD delay (hrs)	29.14	15.13	9.68	18.16	45.04	38.43	36.48	77.00	39.21	137.06	43.72	19.24	55.48	136.86	12.82	2.95	4.25	10.74	4.29	73.28	32.67	4.95	219.02	73.90
Space mean speed (mph)	33	34	17	17	10	16	16	16	18	9	14	15	15	13	42	42	54	50	55	34	34	34	34	52
Segment density (veh/mi/lane)	55	52	83	83	111	88	88	88	83	119	96	92	92	104	42	42	26	31	35	56	56	56	28	85
Segment density (pc/mi/lane)	63	60	96	96	127	101	101	102	95	136	110	105	106	120	47	47	29	34	39	63	63	63	31	94
Tolled Express Lane	GP	GP	GP	GP	GP	GP	GP	GP	GP	GP	GP	GP	GP	GP	GP	GP	GP	GP	GP	GP	GP	GP	GP	GP
Space mean speed (mph)	33	34	17	17	10	16	16	16	18	9	14	15	15	13	42	42	54	50	55	34	34	34	34	52
Travel time per vehicle (min)	0.92	0.50	0.27	0.51	1.44	1.05	1.00	2.09	0.97	4.59	1.24	0.55	1.57	3.70	0.54	0.12	0.32	0.74	0.31	2.23	0.99	0.15	0.32	2.02
Volume (vph)	-	-	-	-	-	-	-	-	-	-	-	-	-	-	-	-	-	-	-	-	-	-	-	-
Level of Service (LOS)																								

4:30 PM	F	F	F	F	F	F	F	F	F	D	F	F	F	F	F	F	F	D	F	F	F	F	F	F
4:45 PM	F	F	F	F	F	F	F	F	F	F	F	F	F	F	F	F	F	F	F	F	F	F	F	F
5:00 PM	F	F	F	F	F	F	F	F	F	F	F	F	F	F	F	F	F	E	F	F	F	F	F	F
5:15 PM	F	F	F	F	F	F	F	F	F	F	F	F	F	F	F	F	F	D	F	F	F	F	F	F
5:30 PM	F	F	F	F	F	F	F	F	F	F	F	F	F	F	F	F	F	D	F	F	F	F	F	F
5:45 PM	F	F	F	F	F	F	F	F	F	F	F	F	F	F	F	F	F	D	F	F	F	F	F	F
6:00 PM	F	F	F	F	F	F	F	F	F	F	F	F	F	F	F	F	F	F	F	F	F	F	F	F
6:15 PM	F	F	F	F	F	F	F	F	F	F	F	F	F	F	F	F	F	F	F	F	F	F	F	F

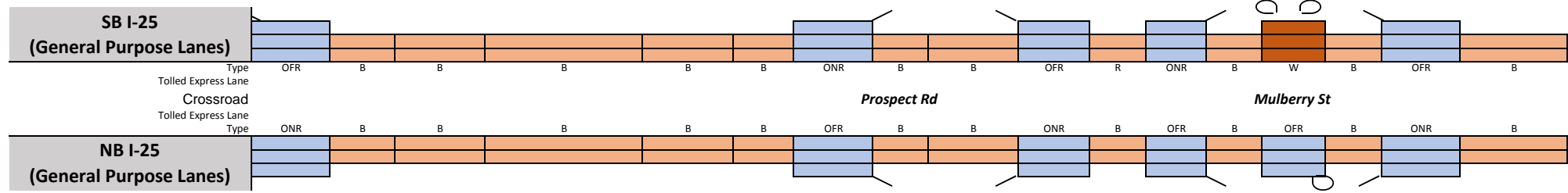


4:30 PM	F	C	C	C	F	F	F	F	F	D	F	F	F	F	F	F	F	F	F	F	F	F	F	D
4:45 PM	F	F	D	C	F	F	F	F	F	F	F	F	F	F	F	F	F	F	F	F	F	F	F	D
5:00 PM	F	C	C	F	F	F	F	F	F	F	F	F	F	F	F	F	F	F	F	F	F	F	F	C
5:15 PM	F	F	F	F	F	F	F	F	F	F	F	F	F	F	F	F	F	F	F	F	F	F	F	C
5:30 PM	F	F	F	F	F	F	F	F	F	F	F	F	F	F	F	F	F	F	F	F	F	F	F	C
5:45 PM	F	F	F	F	F	F	F	F	F	F	F	F	F	F	F	F	F	F	F	F	F	F	F	C
6:00 PM	F	F	F	F	F	F	F	F	F	F	F	F	F	F	F	F	F	F	F	F	F	F	F	E
6:15 PM	F	F	F	F	F	F	F	F	F	F	F	F	F	F	F	F	F	F	F	F	F	F	F	F

SEGMENT	91	92	93	94	95	96	97	98	99	100	101	102	103	104	105	106	107	108	109	110	111	112	113	114
Segment Length (ft)	1,925	1,500	1,050	1,500	600	1,500	1,545	3,000	540	3,680	1,500	500	2,000	4,255	2,000	900	1,500	2,900	1,500	6,630	3,000	600	1,500	2,565
Number of lanes	2	2	2	2	2	2	2	2	2	2	2	2	2	2	2	2	2	2	2	2	2	2	2	2
Free Flow Speed (mph)	70	70	70	70	70	70	70	70	70	70	70	70	70	70	70	70	70	70	70	70	70	70	70	70
Segment demand (vph)	3,891	3,891	2,873	3,495	3,495	4,236	4,236	4,236	4,236	3,566	4,190	4,190	4,190	4,190	4,190	4,190	4,190	3,534	4,326	4,326	4,326	4,326	4,326	3,214
On-Ramp demand (vph)				622		741																		
Off-Ramp demand (vph)		1,018							670								656							1,112
Ramp-to-Ramp demand (vph)																								
Travel time per vehicle (min)	0.49	0.30	0.63	0.81	0.35	0.33	0.62	1.19	0.11	1.37	0.32	0.20	0.80	2.49	0.76	0.34	0.57	1.73	0.33	2.64	1.19	0.24	0.31	0.43
VMTD Veh-miles (Demand)	1,419	1,105	571	993	397	1,203	1,240	2,407	433	2,485	1,190	397	1,587	3,377	1,587	714	1,190	1,941	1,229	5,432	2,458	492	1,229	1,561
VMTV Veh-miles (Volume)	1,225	948	482	857	343	1,067	1,099	2,134	384	2,183	1,067	356	1,423	2,837	1,334	600	1,000	1,628	1,067	4,717	2,134	427	1,067	1,341
VHT travel (hrs)	27.38	16.67	25.41	40.81	17.45	20.46	38.51	74.77	6.93	71.68	20.28	12.46	49.85	146.07	44.49	19.70	33.23	85.49	20.44	165.25	74.77	14.95	19.55	19.62
VHD delay (hrs)	9.88	3.13	18.52	28.57	12.55	5.22	22.80	44.28	1.44	40.49	5.03	7.38	29.52	105.54	25.44	11.13	18.94	62.23	5.20	97.86	44.28	8.86	4.30	0.47
Space mean speed (mph)	45	57	19	21	20	52	29	29	55	30	53	29	29	19	30	30	30	19	52	29	29	29	55	68
Segment density (veh/mi/lane)	38	27	64	72	77	28	66	66	31	51	26	66	66	91	59	58	58	78	28	66	66	66	30	20
Segment density (pc/mi/lane)	43	31	73	83	88	32	76	76	35	59	30	76	76	104	68	66	67	90	32	76	76	76	35	23
Tolled Express Lane	GP	GP	GP	GP	GP	GP	GP	GP	GP	GP	GP	GP	GP	GP	GP	GP	GP	GP	GP	GP	GP	GP	GP	GP
Space mean speed (mph)	45	57	19	21	20	52	29	29	55	30	53	29	29	19	30	30	30	19	52	29	29	29	55	68
Travel time per vehicle (min)	0.49	0.30	0.63	0.81	0.35	0.33	0.62	1.19	0.11	1.37	0.32	0.20	0.80	2.49	0.76	0.34	0.57	1.73	0.33	2.64	1.19	0.24	0.31	0.43
Volume (vph)	-	-	-	-	-	-	-	-	-	-	-	-	-	-	-	-	-	-	-	-	-	-	-	-
Level of Service (LOS)																								

SEGMENT	115	116	117	118	119	120	121	122	123	124	125	126	127	128	129	130	131	
Segment Length (ft)	1,500	500	2,000	4,840	2,000	500	1,500	535	2,000	775	715	1,160	700	420	750	1,500	2,700	276,955
Number of lanes	2	2	2	2	2	2	2	2	2	2	2	2	2	3	2	2	2	
Free Flow Speed (mph)	70	70	70	70	70	70	70	70	70	70	70	70	70	70	70	70	70	
Segment demand (vph)	4,244	4,244	4,244	4,244	4,244	4,244	4,244	3,218	3,218	3,457	3,457	3,457	2,783	2,821	1,650	2,079	2,079	
On-Ramp demand (vph)							1,026					674		1,171				
Off-Ramp demand (vph)	640									239				38		429		
Ramp-to-Ramp demand (vph)																		
Travel time per vehicle (min)	0.64	0.21	0.85	2.07	0.85	0.21	0.62	0.50	1.82	0.57	0.51	0.79	0.75	0.67	0.92	0.27	0.54	97.15
VMTD Veh-miles (Demand)	1,206	402	1,608	3,890	1,608	402	1,206	326	1,219	507	468	759	369	224	234	591	1,063	211,283
VMTV Veh-miles (Volume)	974	325	1,299	3,144	1,300	325	975	250	936	399	371	605	280	172	230	590	1,063	189,929
VHT travel (hrs)	36.34	11.97	48.70	118.23	48.67	11.95	35.71	20.50	75.02	25.92	23.40	36.22	26.41	24.07	24.84	9.34	18.73	5,480.77
VHD delay (hrs)	22.43	7.33	30.15	73.31	30.10	7.31	120.43	16.93	61.65	20.22	18.11	27.58	22.42	240.58	21.56	0.90	3.54	3,376.74
Space mean speed (mph)	27	27	27	27	27	27	27	12	12	15	16	17	11	7	9	63	57	35
Segment density (veh/mi/lane)	64	63	64	64	64	63	63	101	99	88	86	82	100	101	87	16	18	44
Segment density (pc/mi/lane)	71	70	71	72	71	70	70	111	109	97	95	91	108	110	101	18	21	51
Tolled Express Lane	GP	GP	GP	GP	GP	GP	GP	GP	GP	GP	GP	GP	GP	GP	GP	GP	GP	TEL
Space mean speed (mph)	27	27	27	27	27	27	27	12	12	15	16	17	11	7	9	63	57	61
Travel time per vehicle (min)	0.64	0.21	0.85	2.07	0.85	0.21	0.62	0.50	1.82	0.57	0.51	0.79	0.75	0.67	0.92	0.27	0.54	82.36
Volume (vph)	-	-	-	-	-	-	-	-	-	-	-	-	-	-	-	-	-	14.79
Level of Service (LOS)																		

4:30 PM	D	F	F	F	F	F	D	C	C	C	C	C	C	B	B	B	B
4:45 PM	F	F	F	F	F	F	F	F	D	C	C	C	C	B	B	B	C
5:00 PM	F	F	F	F	F	F	F	F	F	F	F	F	E	B	B	B	C
5:15 PM	F	F	F	F	F	F	F	F	F	F	F	F	F	F	F	B	C
5:30 PM	F	F	F	F	F	F	F	F	F	F	F	F	F	F	F	C	C
5:45 PM	F	F	F	F	F	F	F	F	F	F	F	F	F	F	F	B	C
6:00 PM	F	F	F	F	F	F	F	F	F	F	F	F	F	F	F	F	C
6:15 PM	F	F	F	F	F	F	F	F	F	F	F	F	F	F	F	F	D

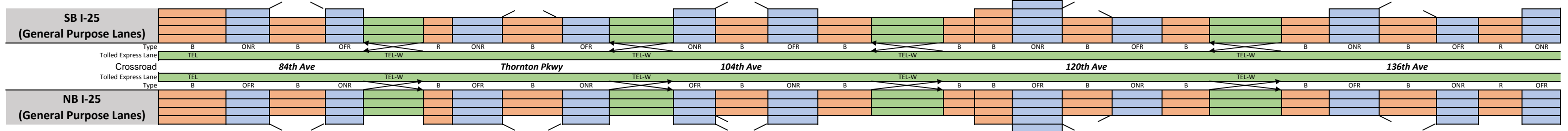


4:30 PM	F	F	F	F	F	F	F	D	D	C	E	D	C	C	B	B	C
4:45 PM	F	F	F	F	F	F	F	E	E	F	F	F	D	C	C	B	C
5:00 PM	F	F	F	F	F	F	F	D	D	C	E	D	C	C	B	B	C
5:15 PM	F	F	F	F	F	F	F	E	E	C	E	D	D	C	B	B	C
5:30 PM	F	F	F	F	F	F	F	E	E	C	E	D	C	B	B	B	C
5:45 PM	F	F	F	F	F	F	F	E	E	F	F	F	C	C	B	B	C
6:00 PM	F	F	F	F	F	F	F	E	E	F	F	F	D	C	B	C	D
6:15 PM	F	F	F	F	F	F	F	E	E	C	F	D	D	C	B	C	D

SEGMENT	115	116	117	118	119	120	121	122	123	124	125	126	127	128	129	130	131	
Segment Length (ft)	1,500	900	2,000	4,840	2,000	740	1,500	525	2,000	1,165	570	750	510	840	550	1,500	2,700	277,130
Number of lanes	2	2	2	2	2	2	2	2	2	2	2	2	2	2	2	2	2	
Free Flow Speed (mph)	70	70	70	70	70	70	70	70	70	70	70	70	70	70	70	70	70	
Segment demand (vph)	4,182	4,182	4,182	4,182	4,182	4,182	4,182	3,308	3,308	3,556	3,556	3,556	2,699	2,699	1,887	2,485	2,485	
On-Ramp demand (vph)	968									248						598		
Off-Ramp demand (vph)							874					857		812				
Ramp-to-Ramp demand (vph)																		
Travel time per vehicle (min)	0.33	0.34	0.75	1.81	0.75	0.28	0.31	0.12	0.47	0.24	0.15	0.15	0.11	0.19	0.11	0.30	0.56	108.15
VMTD Veh-miles (Demand)	1,188	713	1,584	3,834	1,584	586	1,188	329	1,253	785	384	505	261	429	197	706	1,271	238,111
VMTV Veh-miles (Volume)	1,052	631	1,402	3,393	1,402	519	1,052	291	1,108	700	342	451	234	385	175	648	1,166	198,651
VHT travel (hrs)	20.08	20.79	46.21	111.82	46.21	17.10	19.10	6.07	23.12	12.57	7.86	8.18	4.33	7.67	2.97	11.26	21.11	6,695.80
VHD delay (hrs)	22.68	11.78	26.18	63.35	26.18	9.69	4.08	1.92	7.30	2.57	2.96	1.74	0.99	2.17	0.46	2.01	4.45	6,044.89
Space mean speed (mph)	52	30	30	30	30	30	55	48	48	56	44	55	54	50	59	58	55	30
Segment density (veh/mi/lane)	28	61	61	61	61	61	21	31	31	22	36	27	22	18	14	15	21	54
Segment density (pc/mi/lane)	32	70	70	70	70	70	24	35	35	25	42	31	26	21	16	18	24	62
Tolled Express Lane	GP	GP	GP	GP	GP	GP	GP	GP	GP	GP	GP	GP	GP	GP	GP	GP	GP	TEL
Space mean speed (mph)	52	30	30	30	30	30	55	48	48	56	44	55	54	50	59	58	55	59
Travel time per vehicle (min)	0.33	0.34	0.75	1.81	0.75	0.28	0.31	0.12	0.47	0.24	0.15	0.15	0.11	0.19	0.11	0.30	0.56	83.92
Volume (vph)	-	-	-	-	-	-	-	-	-	-	-	-	-	-	-	-	-	24.23
Level of Service (LOS)																		

SEGMENT	1	2	3	4	5	6	7	8	9	10	11	12	13	14	15	16	17	18	19	20	21	22	23	24	25	26	27	28	
Segment Length (ft)	2,700	1,500	1,865	1,100	2,530	715	750	1,835	750	2,900	1,045	1,735	1,010	2,190	3,100	95	800	1,500	1,575	1,500	1,400	3,000	1,315	1,500	2,095	750	1,390	750	
Number of lanes	4	4	3	3	4	3	3	3	3	4	3	3	3	3	4	3	4	3	3	3	3	4	3	3	3	3	3	3	
Free Flow Speed (mph)	60	60	60	60	60	60	60	60	60	60	60	60	60	60	60	60	60	60	65	65	65	65	65	65	65	65	65	65	
Segment demand (vph)	6,324	6,324	5,074	5,689	6,864	5,317	5,317	4,210	4,821	6,368	4,974	3,797	4,636	4,636	6,031	4,936	4,936	4,936	3,600	4,740	4,740	5,837	5,165	5,165	3,935	4,347	4,347	4,347	
On-Ramp demand (vph)		1,250			1,547		1,107			1,394	1,177				1,095			1,336				672		1,230				853	
Off-Ramp demand (vph)				615	1,175				611	1,547			839		1,395					1,140			1,097			412			
Ramp-to-Ramp demand (vph)					1,000					1,269					969							612							
Travel time per vehicle (min)	0.74	0.29	0.53	0.24	0.87	0.20	0.18	0.48	0.17	0.78	0.24	0.43	0.22	0.62	0.85	0.03	0.20	0.34	0.35	0.31	0.38	0.74	0.42	0.33	0.49	0.15	0.30	0.16	
VMTD Veh-miles (Demand)	3,234	1,797	1,792	1,185	3,289	720	755	1,463	685	3,498	984	1,248	887	1,923	3,541	89	748	1,402	1,074	1,347	1,257	3,316	1,286	1,467	1,561	617	1,144	617	
VMTV Veh-miles (Volume)	3,054	1,697	1,668	1,102	3,059	710	746	1,463	685	3,498	984	1,248	887	1,923	3,541	89	748	1,402	1,074	1,347	1,257	3,316	1,286	1,467	1,561	617	1,144	617	
VHT travel (hrs)	73.34	28.92	42.05	21.48	93.09	17.67	15.48	33.76	13.28	82.78	20.18	27.15	17.23	47.70	85.11	2.37	16.09	28.05	21.27	24.76	30.38	71.66	35.79	28.41	32.26	11.20	21.48	11.59	
VHD delay (hrs)	22.44	0.64	14.25	3.11	159.35	5.83	24.05	9.38	1.87	24.49	3.78	6.35	2.45	15.65	26.09	0.89	3.63	4.68	4.75	4.04	11.05	20.64	16.00	5.84	8.24	1.70	3.87	2.09	
Space mean speed (mph)	42	59	40	51	33	40	48	43	52	42	49	46	51	40	42	38	46	50	50	54	41	46	36	52	48	55	53	53	
Segment density (veh/mi/lane)	36	25	40	34	49	43	36	32	31	37	34	28	30	38	35	44	27	33	24	29	38	31	48	33	27	26	27	27	
Segment density (pc/mi/lane)	41	29	46	40	57	50	42	37	36	42	39	32	35	44	41	50	31	38	27	33	44	36	55	38	31	30	31	31	
Tolled Express Lane	TEL				TEL-W					TEL-W					TEL-W						TEL-W								
Space mean speed (mph)	42	60	60	55	33	60	60	60	55	42	60	60	60	59	42	60	60	60	65	65	63	46	65	65	65	65	65	65	
Travel time per vehicle (min)	0.74	0.28	0.35	0.23	0.87	0.14	0.14	0.35	0.16	0.78	0.20	0.33	0.19	0.42	0.85	0.02	0.15	0.28	0.28	0.26	0.25	0.74	0.23	0.26	0.37	0.13	0.24	0.13	
Volume (vph)	1,175	1,175	1,175	1,175	1,000	1,548	1,548	1,548	1,548	1,269	1,394	1,394	1,394	1,394	969	1,095	1,095	1,095	1,095	1,095	1,095	612	671	671	671	671	671	671	
Level of Service (LOS)	D	C	C	C	D	C	C	C	D	D	C	C	C	C	C	C	C	C	B	B	B	B	A	A	A	A	A	A	

6:45 AM	D	C	D	C	E	C	C	C	C	D	C	C	C	D	D	E	C	B	C	D	E	D	F	C	D	D	D	C
7:00 AM	E	D	F	C	F	D	D	D	D	E	D	C	C	E	E	F	D	C	C	D	E	E	F	D	D	D	D	C
7:15 AM	E	D	E	C	F	D	D	D	D	E	C	D	C	E	E	E	D	B	C	D	E	E	F	D	D	D	D	C
7:30 AM	E	D	F	F	F	F	D	E	D	E	D	C	C	E	E	F	D	C	D	D	F	E	F	D	D	E	E	C
7:45 AM	E	D	F	F	F	F	F	E	D	F	D	D	C	F	E	F	D	C	D	D	E	E	F	D	D	E	E	C
8:00 AM	E	D	E	F	F	F	F	E	D	F	D	D	C	F	E	F	D	C	D	D	E	D	F	D	D	D	D	C
8:15 AM	E	D	F	F	F	F	D	E	D	E	D	C	C	E	E	F	D	C	D	D	E	D	F	C	D	D	D	C
8:30 AM	E	D	F	C	E	F	D	E	D	E	D	D	C	E	E	F	D	C	D	D	E	D	E	C	D	D	D	C



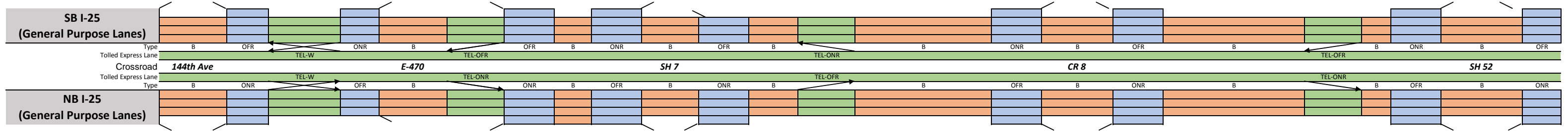
6:45 AM	C	B	B	B	B	A	B	B	B	B	C	C	D	B	D	C	A	C	C	C	B	D	C	C	C	C	C	C
7:00 AM	C	C	C	C	C	C	C	C	C	C	C	C	E	C	E	C	B	C	C	C	D	C	D	D	D	C	C	C
7:15 AM	C	C	C	C	C	C	B	C	C	C	C	C	D	C	C	C	B	C	C	C	D	B	D	D	C	C	C	C
7:30 AM	D	C	D	C	C	C	B	D	C	C	C	D	C	E	C	E	C	B	C	C	D	B	D	D	C	C	C	C
7:45 AM	D	C	D	C	C	C	B	D	C	C	C	D	C	E	C	E	C	B	C	C	D	C	D	D	C	C	D	D
8:00 AM	D	C	E	D	D	D	B	E	C	D	C	D	C	E	C	E	D	B	D	C	E	C	E	D	D	C	D	D
8:15 AM	D	C	D	D	D	D	B	D	C	D	C	D	C	E	C	E	D	B	D	C	E	C	E	D	D	C	C	C
8:30 AM	D	C	E	D	D	D	B	E	C	D	C	D	C	E	C	F	D	B	D	C	E	C	E	D	D	C	C	C

SEGMENT	1	2	3	4	5	6	7	8	9	10	11	12	13	14	15	16	17	18	19	20	21	22	23	24	25	26	27	28	
Segment Length (ft)	2,700	1,100	1,875	750	2,200	170	1,500	2,180	1,350	2,450	995	1,700	1,500	1,765	3,000	310	715	1,500	1,525	1,500	1,400	3,000	1,380	1,500	2,040	1,015	1,070	745	
Number of lanes	4	4	3	3	4	4	3	3	3	4	3	3	3	3	4	3	4	3	3	3	3	4	3	3	3	3	3	3	
Free Flow Speed (mph)	60	60	60	60	60	60	60	60	60	60	60	60	60	60	60	60	60	60	65	65	65	65	65	65	65	65	65	65	
Segment demand (vph)	4,555	4,555	3,552	4,100	4,402	4,093	4,093	3,525	4,112	4,420	4,126	3,475	4,194	4,194	4,488	4,245	4,245	4,245	3,203	4,002	4,002	4,245	4,100	4,100	3,420	4,029	4,029	4,029	
On-Ramp demand (vph)				548	302				587	308			719		294					799		243			609				
Off-Ramp demand (vph)		1,003			309		568			294	651				243			1,042				145		680				758	
Ramp-to-Ramp demand (vph)					280					275					220								111						
Travel time per vehicle (min)	0.65	0.21	0.46	0.17	0.53	0.04	0.33	0.53	0.31	0.59	0.22	0.41	0.34	0.46	0.62	0.08	0.17	0.33	0.33	0.32	0.33	0.57	0.33	0.31	0.45	0.21	0.23	0.15	
VMTD Veh-miles (Demand)	2,329	949	1,261	582	1,834	132	1,163	1,455	1,051	2,051	778	1,119	1,191	1,402	2,550	249	575	1,206	925	1,137	1,061	2,412	1,072	1,165	1,321	775	816	568	
VMTV Veh-miles (Volume)	2,329	949	1,261	582	1,834	132	1,163	1,455	1,051	2,051	778	1,119	1,191	1,402	2,550	249	575	1,206	925	1,137	1,061	2,412	1,072	1,165	1,321	775	816	568	
VHT travel (hrs)	49.10	15.97	27.14	11.75	38.68	2.70	22.41	31.11	21.10	43.26	14.99	23.70	23.91	32.27	46.36	5.78	11.82	23.46	17.73	21.30	22.23	40.20	22.81	21.09	25.84	14.43	15.21	10.39	
VHD delay (hrs)	10.28	0.15	6.12	2.05	8.11	0.50	3.03	6.86	3.57	9.07	2.04	5.05	4.05	8.90	3.86	1.63	2.24	3.36	3.50	3.81	5.91	3.09	6.32	3.17	5.52	2.52	2.65	1.64	
Space mean speed (mph)	47	59	46	50	47	49	52	47	50	47	52	47	50	43	55	43	49	51	52	53	48	60	47	55	51	54	54	55	
Segment density (veh/mi/lane)	24	19	25	28	23	21	26	25	28	23	27	25	28	32	20	33	22	28	20	25	28	18	29	25	22	25	25	25	
Segment density (pc/mi/lane)	28	22	29	32	26	24	30	29	32	27	31	28	32	37	23	38	25	32	24	29	32	20	33	28	26	29	29	28	
Tolled Express Lane	TEL				TEL-W					TEL-W					TEL-W						TEL-W								
Space mean speed (mph)	47	58	60	60	47	50	59	60	60	47	57	60	60	60	55	57	59	60	65	65	65	60	64	65	65	65	65	65	
Travel time per vehicle (min)	0.65	0.22	0.36	0.14	0.53	0.04	0.29	0.41	0.26	0.59	0.20	0.32	0.28	0.33	0.62	0.06	0.14	0.28	0.27	0.26	0.24	0.57	0.24	0.26	0.36	0.18	0.19	0.13	
Volume (vph)	301	301	301	301	280	309	309	309	309	275	29																		

SEGMENT	29	30	31	32	33	34	35	36	37	38	39	40	41	42	43	44	45	46	47	48	49	50	51				
Segment Length (ft)	2,720	1,280	3,000	1,280	3,650	2,000	750	685	750	2,535	1,500	520	2,000		7,390	1,500	2,750	1,500		7,610	2,000	295	1,500		3,030	1,500	
Number of lanes	3	3	4	3	3	4	3	3	3	3	3	3	4		3	3	3	3		3	4	3	3		3	3	
Free Flow Speed (mph)	65	65	65	65	70	70	70	70	70	70	70	70	70		70	70	70	70		70	70	70	70		70	70	
Segment demand (vph)	3,494	3,935	4,607	4,092	3,852	4,367	4,278	4,278	4,278	3,489	4,116	4,116	4,460		3,952	3,952	3,438	3,633		3,633	4,138	3,742		3,742	2,860	3,160	
On-Ramp demand (vph)			515	240			345			789			508			514					396					882	
Off-Ramp demand (vph)		441	672				515	256				627						195			509						300
Ramp-to-Ramp demand (vph)			503				345						344								396						
Travel time per vehicle (min)	0.61	0.26	0.57	0.27	0.79	0.41	0.14	0.16	0.15	0.52	0.29	0.12	0.41		1.62	0.29	0.57	0.29		1.60	0.40	0.06	0.29		0.60	0.29	
VMTD Veh-miles (Demand)	1,800	954	2,618	992	2,663	1,654	608	555	608	1,675	1,169	405	1,689		5,531	1,123	1,791	1,032		5,236	1,567	209	1,063		1,641	898	
VMTV Veh-miles (Volume)	1,800	954	2,618	992	2,663	1,654	608	555	608	1,675	1,169	405	1,689		5,531	1,123	1,791	1,032		5,236	1,567	209	1,063		1,641	898	
VHT travel (hrs)	35.24	17.15	43.63	18.53	50.71	29.78	10.21	11.34	10.67	30.52	19.91	8.04	30.46		106.87	19.36	32.45	17.30		96.96	27.82	3.96	18.12		28.53	15.09	
VHD delay (hrs)	7.55	2.47	3.36	3.27	12.67	6.15	1.53	3.41	1.99	6.59	3.21	2.25	6.33		27.85	3.33	6.87	2.56		22.16	5.43	0.98	2.93		5.08	2.27	
Space mean speed (mph)	51	56	60	54	53	56	60	49	57	55	59	50	55		52	58	55	60		54	56	53	59		58	59	
Segment density (veh/mi/lane)	23	24	19	25	24	19	24	29	25	21	23	27	20		25	23	21	20		22	18	24	21		17	18	
Segment density (pc/mi/lane)	26	27	22	29	28	22	28	34	29	24	27	31	23		29	26	24	23		26	21	27	25		19	21	

Tolled Express Lane	TEL-W					TEL-OFR					TEL-ONR					TEL-OFR										
Space mean speed (mph)	65	64	60	66	70	56	70	70	70	70	69	64	55	70	70	70	70	70		70	56	70	70	70	70	69
Travel time per vehicle (min)	0.48	0.23	0.57	0.22	0.59	0.41	0.12	0.11	0.12	0.41	0.25	0.09	0.41		1.20	0.24	0.45	0.24		1.24	0.40	0.05	0.24		0.49	0.25
Volume (vph)	671	671	503	515	515	345	344	344	344	344	344	344	344		508	508	508	508		508	396	397	397		397	397
Level of Service (LOS)	A	A	A	A	A	A	A	A	A	A	A	A	A		A	A	A	A		A	A	A	A		A	A

6:45 AM	C	C	C	C	D	C	C	D	C	C	C	D	C	D	B	C	B	C	C	D	B	C	B
7:00 AM	C	C	C	C	D	C	C	D	C	C	C	D	C	D	C	C	B	D	C	D	B	C	B
7:15 AM	C	C	C	C	D	C	C	D	C	C	C	D	C	D	B	C	B	D	C	D	B	C	B
7:30 AM	D	C	C	C	D	C	C	D	C	C	C	D	C	D	B	C	B	D	C	D	B	C	B
7:45 AM	D	C	C	C	D	C	C	D	C	C	C	D	C	D	C	C	B	C	C	D	B	C	B
8:00 AM	D	C	C	C	D	C	C	D	C	C	C	D	C	D	B	C	B	C	C	D	B	C	B
8:15 AM	C	C	B	B	C	B	C	D	C	C	C	D	B	C	B	C	B	C	C	B	C	B	B
8:30 AM	C	C	B	C	C	B	C	D	C	C	B	C	B	C	B	C	B	C	C	B	C	B	B

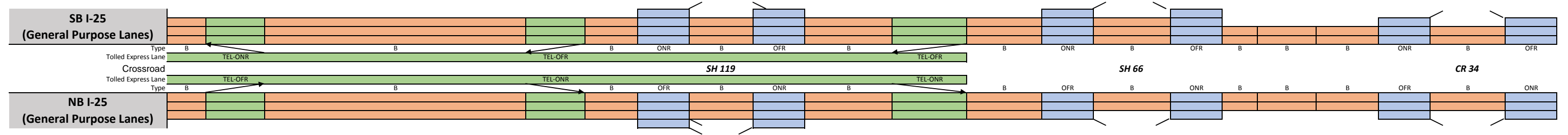


6:45 AM	C	B	B	C	C	B	B	B	B	B	C	B	C	B	C	B	B	B	B	B	B	B	A
7:00 AM	C	C	B	C	C	B	B	C	B	C	B	C	B	C	B	C	B	C	C	B	C	B	A
7:15 AM	C	C	B	C	C	B	B	C	B	C	B	C	B	C	B	C	B	C	C	B	C	B	A
7:30 AM	C	C	B	C	D	B	B	C	B	C	B	D	C	C	C	C	B	C	C	C	B	B	
7:45 AM	C	C	B	C	D	B	C	C	C	C	B	C	B	C	C	B	C	C	C	C	B	A	
8:00 AM	C	C	B	C	D	B	C	C	B	C	B	C	B	C	B	C	B	C	C	B	C	B	
8:15 AM	C	C	B	C	D	B	B	C	B	C	B	C	B	C	C	C	B	C	C	B	C	B	
8:30 AM	C	B	B	C	C	B	B	C	B	C	B	C	B	C	B	C	B	C	C	B	C	B	

SEGMENT	29	30	31	32	33	34	35	36	37	38	39	40	41	42	43	44	45	46	47	48	49	50	51			
Segment Length (ft)	2,714	935	2,976	750	2,725	2,000	1,500	645	1,500	2,005	1,500	1,470	2,000		7,240	1,500	2,955	1,500		7,555	2,000	155	1,500		3,580	750
Number of lanes	3	3	4	3	3	4	3	4	3	3	3	3	4		3	3	3	3		3	4	3	3		3	3
Free Flow Speed (mph)	65	65	65	65	70	70	70	70	70	70	70	70	70		70	70	70	70		70	70	70	70		70	70
Segment demand (vph)	3,271	3,731	3,875	3,765	3,646	3,756	4,038	4,038	4,038	3,071	3,615	3,615	3,672		3,367	3,367	2,924	3,149		3,149	3,454	3,203	3,203		2,319	2,696
On-Ramp demand (vph)		460	144			110	338				544		57								305					377
Off-Ramp demand (vph)			110	119		56			967				305			443					251					884
Ramp-to-Ramp demand (vph)			94			56							57								251					
Travel time per vehicle (min)	0.59	0.20	0.56	0.15	0.57	0.40	0.29	0.13	0.29	0.40	0.29	0.31	0.41		1.48	0.29	0.58	0.29		1.52	0.39	0.03	0.29		0.68	0.14
VMTD Veh-miles (Demand)	1,681	661	2,184	535	1,882	1,423	1,147	493	1,147	1,166	1,027	1,006	1,391		4,617	957	1,636	895		4,506	1,308	94	910		1,572	383
VMTV Veh-miles (Volume)	1,681	661	2,184	535	1,882	1,423	1,147	493	1,147	1,166	1,027	1,006	1,391		4,617	957	1,636	895		4,506	1,308	94	910		1,572	383
VHT travel (hrs)	32.29	12.23	36.40	9.53	34.92	24.83	19.83	8.63	19.78	20.48	17.55	18.63	24.99		83.20	16.17	28.41	15.21		79.58	22.64	1.67	15.66		26.37	6.40
VHD delay (hrs)	6.42	2.07	2.80	1.30	8.04	4.51	3.45	1.58	3.40	3.82	2.88	4.25	5.12		17.25	2.50	5.03	2.43		15.21	3.95	0.33	2.66		3.90	0.93
Space mean speed (mph)	52	54	60	56	54	57	58	57	58	57	59	54	56		55	59	58	59		57	58	56	58		60	60
Segment density (veh/mi/lane)	21	23	16	22	23	16	24	18	23	18	21	22	16		20	19	17	18		19	15	19	18		13	15
Segment density (pc/mi/lane)	24	26	19	26	26	19	27	20	27	21	24	26	19		23	22	19	21		21	17	22	21		15	17
Tolled Express Lane	TEL-W					TEL-ONR					TEL-OFR					TEL-ONR										
Space mean speed (mph)	65	65	60	64	70	57	69	70	70	70	70	70	56		70	70	70	70		70	58	60	69		70	70
Travel time per vehicle (min)	0.47	0.16	0.56	0.13	0.44	0.40	0.25	0.11	0.24	0.33	0.24	0.24	0.41		1.18	0.24	0.48	0.24		1.23	0.39	0.03	0.25		0.58	0.12
Volume (vph)	144	144	94	111	111	56	56	56	56	56	56	56	57		305	305	305	305		305	251	251	251		251	251
Level of Service (LOS)	A	A	A	A	A	A	A	A	A	A	A	A	A		A	A	A	A		A	A	A	A		A	A

SEGMENT	52	53	54	55	56	57	58	59	60	61	62	63	64	65	66	67	68	69	70	71		
Segment Length (ft)	400	2,000		14,995	2,000	745	750	4,315	1,500	3,500	3,000	3,240	1,500	2,995	1,500	490	2,000	2,280	1,500	2,995	1,500	
Number of lanes	3	4		3	4	3	3	3	3	3	4	3	3	3	3	2	2	2	2	2	2	
Free Flow Speed (mph)	70	70		70	70	70	70	70	70	70	70	70	70	70	70	70	70	70	70	70	70	
Segment demand (vph)	3,160	3,557		3,152	3,555	3,320	3,320	1,967	2,743	2,743	2,978	2,974	2,974	2,386	2,651	2,651	2,651	2,651	2,651	2,350	2,456	
On-Ramp demand (vph)		405			235			1,353				4	588							301		
Off-Ramp demand (vph)		397			403				776			235			265							106
Ramp-to-Ramp demand (vph)		397			235																	
Travel time per vehicle (min)	0.08	0.39		3.03	0.40	0.15	0.15	0.81	0.29	0.69	0.60	0.64	0.29	0.57	0.29	0.11	0.44	0.50	0.30	0.62	0.30	
VMTD Veh-miles (Demand)	239	1,347		8,952	1,347	468	472	1,608	779	1,818	1,692	1,825	845	1,353	753	246	1,004	1,145	753	1,333	698	
VMTV Veh-miles (Volume)	239	1,347		8,952	1,347	468	472	1,608	779	1,818	1,692	1,825	845	1,353	753	246	1,004	1,145	753	1,333	698	
VHT travel (hrs)	4.26	23.21		159.24	23.79	8.47	8.13	26.64	13.41	31.35	29.64	31.80	14.39	22.77	12.66	4.78	19.50	22.23	13.38	24.43	12.35	
VHD delay (hrs)	0.84	3.96		31.36	4.55	1.77	1.40	3.68	2.27	5.37	5.47	5.73	2.32	3.43	1.90	1.26	5.16	5.88	2.62	5.38	2.38	
Space mean speed (mph)	56	58		56	57	55	58	60	58	58	57	57	59	59	59	51	51	51	51	56	55	
Segment density (veh/mi/lane)	19	15		19	16	20	19	11	16	16	13	17	17	13	15	26	26	26	26	20	22	
Segment density (pc/mi/lane)	22	17		22	18	23	22	13	18	18	15	20	19	15	17	30	30	30	30	23	25	
Tolled Express Lane	TEL-ONR		TEL-OFR							TEL-OFR			GP	GP	GP	GP	GP	GP	GP	GP	GP	GP
Space mean speed (mph)	64	58		70	57	70	70	70	70	70	57	57	59	59	51	51	51	51	56	55	57	
Travel time per vehicle (min)	0.07	0.39		2.43	0.40	0.12	0.12	0.70	0.24	0.57	0.60	0.64	0.29	0.57	0.29	0.11	0.44	0.50	0.30	0.62	0.30	
Volume (vph)	397	397		403	235	235	235	235	235	235	-	-	-	-	-	-	-	-	-	-	-	
Level of Service (LOS)	A	A		A	A	A	A	A	A	A												

6:45 AM	C	B	C	B	C	C	B	B	B	B	B	B	B	B	C	C	C	B	B	B
7:00 AM	C	B	C	B	C	C	B	B	B	B	C	B	B	B	D	D	D	C	C	C
7:15 AM	C	B	C	B	C	C	B	B	C	B	C	B	B	B	D	D	D	C	D	C
7:30 AM	C	B	C	B	C	C	B	B	C	B	C	B	B	B	D	D	D	C	C	C
7:45 AM	C	B	C	B	C	C	B	B	C	B	C	B	B	B	D	D	D	C	C	C
8:00 AM	C	B	C	B	C	C	B	B	B	B	C	B	B	B	D	D	D	C	C	C
8:15 AM	C	B	C	B	C	C	B	B	B	B	B	B	B	B	C	C	C	B	C	B
8:30 AM	C	B	C	B	C	C	A	B	B	B	B	B	B	B	C	C	C	B	C	B

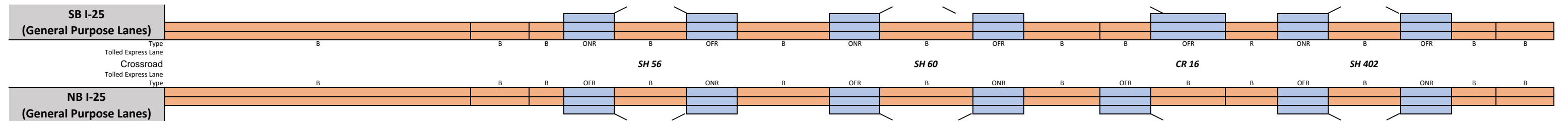


6:45 AM	B	B	B	B	B	A	A	B	B	B	B	B	B	B	C	C	C	C	C	C
7:00 AM	B	B	B	B	B	A	A	B	B	B	B	B	B	B	C	C	D	D	D	C
7:15 AM	B	B	B	B	B	A	A	B	B	B	B	B	B	B	C	B	D	D	D	C
7:30 AM	C	B	C	B	C	A	A	B	B	B	C	B	B	C	C	D	D	D	C	D
7:45 AM	B	B	B	B	B	A	A	B	B	B	B	B	B	C	C	D	D	D	C	D
8:00 AM	C	B	C	B	C	A	A	B	B	B	C	B	B	C	C	D	D	D	C	D
8:15 AM	C	B	C	B	C	A	A	B	B	B	C	B	B	D	C	E	E	E	C	D
8:30 AM	B	B	B	B	B	A	A	B	B	B	B	B	B	C	C	D	D	D	C	D

SEGMENT	52	53	54	55	56	57	58	59	60	61	62	63	64	65	66	67	68	69	70	71	
Segment Length (ft)	735	2,000		15,000	2,000	1,635	1,500	2,325	1,500	3,850	3,000	3,040	1,500	3,185	1,500	500	2,000	2,245	1,500	3,035	1,500
Number of lanes	3	4		3	4	3	3	3	3	3	4	3	3	2	2	2	2	2	2	2	2
Free Flow Speed (mph)	70	70		70	70	70	70	70	70	70	70	70	70	70	70	70	70	70	70	70	70
Segment demand (vph)	2,696	2,946		2,688	2,948	2,781	2,781	1,942	2,512	2,512	2,678	2,678	2,678	2,240	2,691	2,691	2,691	2,691	2,691	2,562	2,667
On-Ramp demand (vph)		250			260				570			166			451						105
Off-Ramp demand (vph)		258			167			839					438								
Ramp-to-Ramp demand (vph)		250			167																
Travel time per vehicle (min)	0.14	0.39		2.91	0.39	0.32	0.29	0.44	0.29	0.74	0.59	0.59	0.24	0.65	0.30	0.11	0.44	0.49	0.30	0.65	0.30
VMTD Veh-miles (Demand)	375	1,116		7,636	1,117	861	790	855	714	1,832	1,522	1,542	761	1,351	764	255	1,019	1,144	764	1,473	758
VMTV Veh-miles (Volume)	375	1,116		7,636	1,117	861	790	855	714	1,832	1,522	1,542	761	1,351	764	255	1,019	1,144	764	1,473	758
VHT travel (hrs)	6.42	18.95		130.59	19.22	14.81	13.50	14.12	12.10	31.01	26.22	26.26	10.91	24.15	13.42	4.93	19.73	22.15	13.54	27.73	13.54
VHD delay (hrs)	1.06	3.01		21.50	3.27	2.51	2.22	1.91	1.91	4.85	4.49	4.24	0.04	4.85	2.49	1.29	5.17	5.81	2.62	6.69	2.72
Space mean speed (mph)	58	59		58	58	58	59	61	59	59	58	59	70	56	57	52	52	52	52	56	53
Segment density (veh/mi/lane)	15	12		15	13	16	16	11	14	14	11	15	13	20	18	26	26	26	26	22	24
Segment density (pc/mi/lane)	18	14		18	14	18	18	12	16	16	13	17	15	23	21	30	30	30	30	25	28
Tolled Express Lane	TEL-OFR		TEL-ONR							TEL-ONR			GP	GP	GP	GP	GP	GP	GP	GP	GP
Space mean speed (mph)	70	59		70	58	69	70	70	70	70	58	59	70	56	57	52	52	52	52	56	53
Travel time per vehicle (min)	0.12	0.39		2.44	0.39	0.27	0.24	0.38	0.24	0.63	0.59	0.59	0.24	0.65	0.30	0.11	0.44	0.49	0.30	0.65	0.30
Volume (vph)	251	250		260	167	167	167	167	167	167	-	-	-	-	-	-	-	-	-	-	-
Level of Service (LOS)	A	A		A	A	A	A	A	A	A											

SEGMENT	72	73	74	75	76	77	78	79	80	81	82	83	84	85	86	87	88	89	90
Segment Length (ft)	18,155	2,000	425	1,500	3,020	1,500	4,340	1,500	3,245	1,500	5,790	3,075	750	895	1,165	2,870	750	705	2,000
Number of lanes	2	2	2	2	2	2	2	2	2	2	2	2	2	2	2	2	2	2	2
Free Flow Speed (mph)	70	70	70	70	70	70	70	70	70	70	70	70	70	70	70	70	70	70	70
Segment demand (vph)	2,456	2,460	2,460	2,460	2,299	2,526	2,526	2,526	2,178	2,369	2,369	2,369	2,445	2,445	2,445	2,079	2,461	2,461	2,461
On-Ramp demand (vph)				161				348							366				
Off-Ramp demand (vph)						227				191			76				382		
Ramp-to-Ramp demand (vph)																			
Travel time per vehicle (min)	3.85	0.42	0.09	0.31	0.62	0.30	0.93	0.30	0.66	0.30	1.21	0.64	0.15	0.18	0.23	0.57	0.15	0.15	0.42
VMTD Veh-miles (Demand)	8,445	932	198	699	1,315	718	2,076	718	1,339	673	2,598	1,380	347	414	539	1,130	350	329	932
VMTV Veh-miles (Volume)	8,445	932	198	699	1,315	718	2,076	718	1,339	673	2,598	1,380	347	414	539	1,130	350	329	932
VHT travel (hrs)	157.61	17.40	3.70	12.57	23.90	12.76	39.26	12.66	23.88	11.95	47.69	25.33	6.14	7.33	9.45	19.90	6.25	6.13	17.38
VHD delay (hrs)	36.97	4.09	0.87	2.58	5.12	2.51	9.60	2.41	4.76	2.33	10.58	5.62	1.18	1.40	1.74	3.76	1.26	1.43	4.07
Space mean speed (mph)	54	54	54	56	55	56	53	57	56	56	54	54	57	57	57	57	56	54	54
Segment density (veh/mi/lane)	23	23	23	22	21	19	24	19	19	19	22	22	20	59	17	18	20	23	23
Segment density (pc/mi/lane)	26	26	26	25	24	22	27	22	22	22	25	25	23	68	20	21	23	26	26
Tolled Express Lane	GP	GP	GP	GP	GP	GP	GP	GP	GP	GP	GP	GP	GP	GP	GP	GP	GP	GP	GP
Space mean speed (mph)	54	54	54	56	55	56	53	57	56	56	54	54	57	57	57	57	56	54	54
Travel time per vehicle (min)	3.85	0.42	0.09	0.31	0.62	0.30	0.93	0.30	0.66	0.30	1.21	0.64	0.15	0.18	0.23	0.57	0.15	0.15	0.42
Volume (vph)	-	-	-	-	-	-	-	-	-	-	-	-	-	-	-	-	-	-	-
Level of Service (LOS)																			

6:45 AM	C	C	C	B	B	B	C	B	B	B	C	C	B	B	B	B	B	C	C
7:00 AM	C	C	C	C	C	B	C	B	C	C	C	C	C	C	B	C	B	C	C
7:15 AM	D	D	D	C	C	C	D	C	C	C	D	D	C	C	C	C	C	C	C
7:30 AM	D	D	D	C	C	C	D	C	C	C	C	C	C	C	C	C	C	D	D
7:45 AM	C	C	C	C	C	C	C	C	C	C	C	C	C	C	B	C	C	D	D
8:00 AM	C	C	C	C	C	C	D	C	C	C	C	C	C	C	B	C	C	D	D
8:15 AM	C	C	C	C	C	B	C	B	C	C	C	C	C	B	B	B	B	C	C
8:30 AM	C	C	C	B	C	B	C	B	B	B	C	C	B	B	B	B	B	C	C

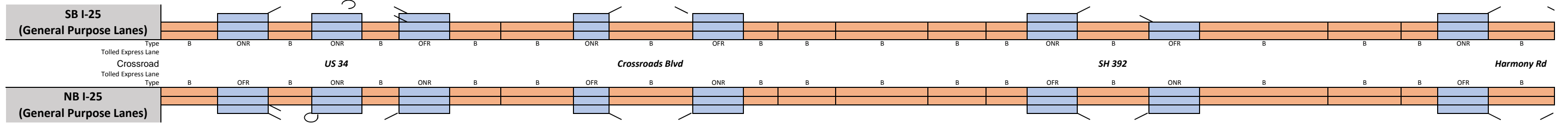


6:45 AM	C	C	C	C	C	D	C	C	C	D	C	D	D	C	C	C	C	D	D
7:00 AM	D	D	D	C	D	C	E	D	D	C	E	D	E	E	D	D	D	E	E
7:15 AM	D	D	D	C	D	C	D	C	D	C	E	D	E	E	C	D	C	E	E
7:30 AM	D	D	D	D	D	C	E	D	E	D	F	D	F	F	D	D	D	F	F
7:45 AM	D	D	D	C	D	C	D	C	D	C	E	D	E	E	D	D	D	E	E
8:00 AM	D	D	D	C	D	C	E	D	D	C	E	D	E	E	D	D	D	E	E
8:15 AM	E	E	E	D	D	D	E	D	E	D	F	D	F	F	D	D	D	F	F
8:30 AM	D	D	D	C	D	C	D	C	D	C	E	D	D	D	C	D	C	E	E

SEGMENT	72	73	74	75	76	77	78	79	80	81	82	83	84	85	86	87	88	89	90
Segment Length (ft)	18,150	2,000	500	1,500	2,890	1,500	4,225	1,500	4,255	1,500	3,160	1,500	3,095	1,610	1,500	2,930	1,500	1,095	2,000
Number of lanes	2	2	2	2	2	2	2	2	2	2	2	2	2	2	2	2	2	2	2
Free Flow Speed (mph)	70	70	70	70	70	70	70	70	70	70	70	70	70	70	70	70	70	70	70
Segment demand (vph)	2,667	2,667	2,667	2,667	2,595	2,909	2,909	2,909	2,784	3,150	3,150	3,150	3,105	3,105	3,105	2,718	3,263	3,263	3,263
On-Ramp demand (vph)						314				366							545		
Off-Ramp demand (vph)				72				125				45			387				
Ramp-to-Ramp demand (vph)																			
Travel time per vehicle (min)	4.02	0.44	0.11	0.30	0.63	0.31	1.00	0.30	0.97	0.31	0.82	0.30	0.79	0.41	0.30	0.66	0.31	0.30	0.55
VMTD Veh-miles (Demand)	9,168	1,010	253	758	1,420	826	2,328	826	2,244	895	1,885	895	1,820	947	882	1,508	927	677	1,236
VMTV Veh-miles (Volume)	9,168	1,010	253	758	1,420	826	2,328	826	2,244	895	1,885	895	1,820	947	882	1,508	927	677	1,236
VHT travel (hrs)	178.81	19.70	4.93	13.39	27.24	14.94	48.55	14.63	45.11	16.30	43.23	15.80	40.97	21.31	15.78	29.85	17.07	16.40	29.95
VHD delay (hrs)	47.84	5.27	1.32	2.57	6.95	3.13	15.29	2.83	13.06	3.51	16.30	3.01	14.97	7.79	3.18	8.30	3.83	6.73	12.29
Space mean speed (mph)	51	51	51	57	52	55	48	56	50	55	44	57	44	44	56	51	54	41	41
Segment density (veh/mi/lane)	26	26	26	24	25	23	30	24	28	24	36	26	35	35	26	27	25	40	40
Segment density (pc/mi/lane)	30	30	30	27	29	27	35	28	32	28	42	30	40	40	30	31	29	45	45
Tolled Express Lane	GP	GP	GP	GP	GP	GP	GP	GP	GP	GP	GP	GP	GP	GP	GP	GP	GP	GP	GP
Space mean speed (mph)	51	51	51	57	52	55	48	56	50	55	44	57	44	44	56	51	54	41	41
Travel time per vehicle (min)	4.02	0.44	0.11	0.30	0.63	0.31	1.00	0.30	0.97	0.31	0.82	0.30	0.79	0.41	0.30	0.66	0.31	0.30	0.55
Volume (vph)	-	-	-	-	-	-	-	-	-	-	-	-	-	-	-	-	-	-	-
Level of Service (LOS)																			

SEGMENT	91	92	93	94	95	96	97	98	99	100	101	102	103	104	105	106	107	108	109	110	111	112	113	114	
Segment Length (ft)	2,640	1,500	405	755	1,250	1,500	1,435	3,000	1,500	3,480	1,500	700	2,000	4,255	2,000	460	1,500	3,240	1,500	6,730	3,000	455	1,500	3,025	
Number of lanes	2	2	2	2	2	2	2	2	2	2	2	2	2	2	2	2	2	2	2	2	2	2	2	2	
Free Flow Speed (mph)	70	70	70	70	70	70	70	70	70	70	70	70	70	70	70	70	70	70	70	70	70	70	70	70	
Segment demand (vph)	2,461	2,461	2,163	2,163	1,760	2,543	2,543	2,543	2,543	2,056	2,703	2,703	2,703	2,703	2,711	2,711	2,711	2,113	2,497	2,497	2,497	2,497	2,497	1,431	
On-Ramp demand (vph)		298		403					487								598						1,066		
Off-Ramp demand (vph)						783					647								384						
Ramp-to-Ramp demand (vph)																									
Travel time per vehicle (min)	0.56	0.30	0.08	0.15	0.24	0.31	0.31	0.65	0.30	0.69	0.31	0.16	0.45	0.96	0.44	0.10	0.30	0.64	0.30		1.41	0.63	0.10	0.30	0.57
VMTD Veh-miles (Demand)	1,231	699	166	309	417	722	691	1,445	722	1,355	768	358	1,024	2,178	1,027	236	770	1,297	709	3,183	1,419	215	709	820	
VMTV Veh-miles (Volume)	1,231	699	166	309	417	722	691	1,445	722	1,355	768	358	1,024	2,178	1,027	236	770	1,297	709	3,183	1,419	215	709	820	
VHT travel (hrs)	22.94	12.28	2.95	5.51	7.10	13.13	13.11	27.42	12.84	23.81	13.89	7.13	20.36	43.32	19.80	4.55	13.62	22.63	12.69	58.64	26.14	3.96	12.40	13.56	
VHD delay (hrs)	5.37	2.29	0.58	1.09	1.15	2.81	3.24	6.77	2.52	4.45	2.92	2.01	5.74	12.20	5.13	1.18	2.61	4.11	2.56	13.17	5.87	0.89	2.26	1.85	
Space mean speed (mph)	54	57	56	56	59	55	53	53	56	57	55	50	50	50	52	52	57	57	56	54	54	54	54	60	
Segment density (veh/mi/lane)	23	18	19	17	15	15	24	24	20	18	21	27	27	27	26	26	19	18	23	23	23	23	17	12	
Segment density (pc/mi/lane)	26	21	22	20	17	17	28	28	23	21	24	31	31	31	29	29	22	21	26	26	26	26	19	13	
Tolled Express Lane	GP	GP	GP	GP	GP	GP	GP	GP	GP	GP	GP	GP	GP	GP	GP	GP	GP	GP	GP	GP	GP	GP	GP	GP	
Space mean speed (mph)	54	57	56	56	59	55	53	53	56	57	55	50	50	50	52	52	57	57	56	54	54	54	54	60	
Travel time per vehicle (min)	0.56	0.30	0.08	0.15	0.24	0.31	0.31	0.65	0.30	0.69	0.31	0.16	0.45	0.96	0.44	0.10	0.30	0.64	0.30	1.41	0.63	0.10	0.30	0.57	
Volume (vph)	-	-	-	-	-	-	-	-	-	-	-	-	-	-	-	-	-	-	-	-	-	-	-	-	
Level of Service (LOS)																									

6:45 AM	C	B	B	B	B	B	C	C	B	B	B	C	C	C	C	C	B	B	C	C	C	C	B	A
7:00 AM	C	B	C	B	B	B	C	C	B	B	B	C	C	C	C	C	B	B	C	C	C	C	B	A
7:15 AM	C	B	C	B	B	B	C	C	C	C	C	C	C	C	C	C	B	B	C	C	C	C	B	A
7:30 AM	D	C	C	B	B	B	D	D	C	C	C	D	D	D	D	C	C	C	C	D	D	D	B	B
7:45 AM	D	C	C	C	B	B	D	D	C	C	C	E	E	E	D	D	C	C	D	D	D	D	C	B
8:00 AM	D	C	C	C	C	B	D	D	C	C	C	D	D	D	D	D	C	C	C	C	C	C	B	B
8:15 AM	C	B	C	B	B	B	C	C	C	C	C	D	D	D	D	D	C	C	C	C	C	C	B	B
8:30 AM	C	B	C	B	B	B	C	C	C	B	C	D	D	D	C	C	B	C	C	C	C	C	B	B

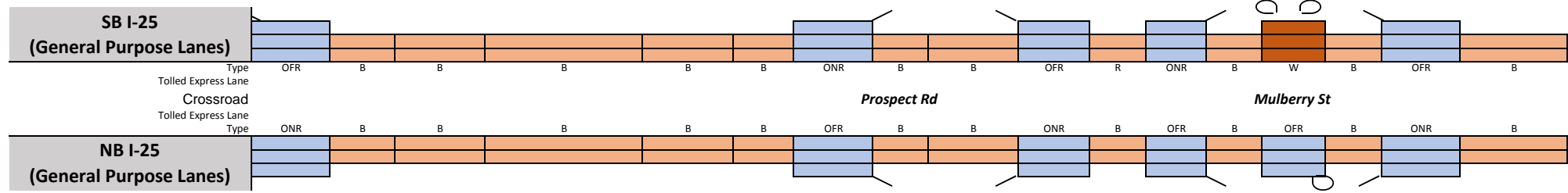


6:45 AM	D	B	C	B	C	C	D	D	C	C	C	D	D	D	D	D	C	C	C	D	D	D	C	B
7:00 AM	E	C	D	C	D	C	E	E	D	D	C	E	E	E	E	E	D	D	C	E	E	E	C	B
7:15 AM	E	C	C	C	D	C	E	E	D	D	C	E	E	E	E	E	C	D	C	D	D	D	C	B
7:30 AM	F	C	D	C	E	D	F	F	D	D	D	F	F	F	F	F	D	E	D	F	F	F	C	C
7:45 AM	E	C	C	C	D	C	F	F	D	D	C	E	E	E	E	D	C	C	C	E	E	E	D	C
8:00 AM	E	C	D	C	E	D	F	F	D	D	C	F	F	F	F	F	D	D	C	E	E	E	D	C
8:15 AM	F	C	D	C	E	D	F	F	D	D	C	F	F	F	F	F	D	D	C	F	F	F	D	C
8:30 AM	E	C	C	C	D	C	E	E	D	D	C	E	E	E	E	D	D	C	C	E	E	E	D	C

SEGMENT	91	92	93	94	95	96	97	98	99	100	101	102	103	104	105	106	107	108	109	110	111	112	113	114	
Segment Length (ft)	1,925	1,500	1,050	1,500	600	1,500	1,545	3,000	540	3,680	1,500	500	2,000	4,255	2,000	900	1,500	2,900	1,500	6,630	3,000	600	1,500	2,565	
Number of lanes	2	2	2	2	2	2	2	2	2	2	2	2	2	2	2	2	2	2	2	2	2	2	2	2	
Free Flow Speed (mph)	70	70	70	70	70	70	70	70	70	70	70	70	70	70	70	70	70	70	70	70	70	70	70	70	
Segment demand (vph)	3,263	3,263	2,465	2,888	2,888	3,354	3,354	3,354	3,354	2,614	3,256	3,256	3,256	3,256	3,256	3,256	3,256	2,768	3,211	3,211	3,211	3,211	3,211	2,082	
On-Ramp demand (vph)				423		466							642												
Off-Ramp demand (vph)		798							740								488							1,129	
Ramp-to-Ramp demand (vph)																									
Travel time per vehicle (min)	0.53	0.31	0.22	0.31	0.14	0.31	0.45	0.87	0.11	0.81	0.31	0.14	0.56	1.19	0.56	0.25	0.31	0.66	0.31		1.80	0.81	0.16	0.31	0.52
VMTD Veh-miles (Demand)	1,190	927	490	820	328	953	981	1,906	343	1,822	925	308	1,233	2,624	1,233	555	925	1,520	912	4,032	1,824	365	912	1,011	
VMTV Veh-miles (Volume)	1,190	927	490	820	328	953	981	1,906	343	1,822	925	308	1,233	2,624	1,233	555	925	1,520	912	4,032	1,824	365	912	1,011	
VHT travel (hrs)	28.83	16.85	9.17	14.78	6.81	17.53	25.05	48.64	6.22	35.25	16.78	7.61	30.43	64.73	30.43	13.69	16.61	30.63	16.61	96.35	43.60	8.72	16.80	17.90	
VHD delay (hrs)	11.83	3.61	2.16	3.06	2.12	3.92	11.03	21.41	1.32	9.22	3.57	3.20	12.81	27.25	12.81	5.76	3.40	8.92	3.58	38.75	17.54	3.51	3.77	3.45	
Space mean speed (mph)	41	55	53	56	48	54	39	39	55	52	55	41	41	41	41	41	56	50	55	42	42	42	54	57	
Segment density (veh/mi/lane)	40	21	23	20	30	25	43	43	27	25	23	40	40	40	40	40	26	28	24	38	38	38	25	18	
Segment density (pc/mi/lane)	45	25	27	23	34	29	49	49	31	29	26	46	46	46	46	46	30	32	27	44	44	44	29	21	
Tolled Express Lane	GP	GP	GP	GP	GP	GP	GP	GP	GP	GP	GP	GP	GP	GP	GP	GP	GP	GP	GP	GP	GP	GP	GP	GP	
Space mean speed (mph)	41	55	53	56	48	54	39	39	55	52	55	41	41	41	41	41	56	50	55	42	42	42	54	57	
Travel time per vehicle (min)	0.53	0.31	0.22	0.31	0.14	0.31	0.45	0.87	0.11	0.81	0.31	0.14	0.56	1.19	0.56	0.25	0.31	0.66	0.31		1.80	0.81	0.16	0.31	0.52
Volume (vph)	-	-	-	-	-	-	-	-	-	-	-	-	-	-	-	-	-	-	-	-	-	-	-	-	
Level of Service (LOS)																									

SEGMENT	115	116	117	118	119	120	121	122	123	124	125	126	127	128	129	130	131		
Segment Length (ft)	1,500	500	2,000	4,840	2,000	500	1,500	535	2,000	775	715	1,160	700	420	750	1,500	2,700	276,955	
Number of lanes	2	2	2	2	2	2	2	2	2	2	2	2	2	3	2	2	2		
Free Flow Speed (mph)	70	70	70	70	70	70	70	70	70	70	70	70	70	70	70	70	70		
Segment demand (vph)	2,097	2,097	2,097	2,097	2,097	2,097	2,097	1,424	1,424	1,697	1,697	1,697	1,292	1,317	890	1,068	1,068		
On-Ramp demand (vph)							673					405		427					
Off-Ramp demand (vph)	666									273				25		178			
Ramp-to-Ramp demand (vph)														1					
Travel time per vehicle (min)	0.31	0.10	0.40	0.96	0.40	0.10	0.30	0.10	0.38	0.16	0.14	0.23	0.13	0.08	0.14	0.30	0.50	58.92	
VMTD Veh-miles (Demand)	596	199	794	1,922	794	199	596	144	539	249	230	373	171	105	126	303	546	164,575	
VMTV Veh-miles (Volume)	596	199	794	1,922	794	199	596	144	539	249	230	373	171	105	126	303	546	163,839	
VHT travel (hrs)	10.78	3.47	13.87	33.56	13.87	3.47	10.51	2.39	8.92	4.44	4.09	6.44	2.81	1.85	2.05	5.38	8.93	3,155.53	
VHD delay (hrs)	2.27	0.63	2.52	6.10	2.52	0.63	2.00	0.32	1.21	0.88	0.81	1.11	0.36	0.35	0.25	1.05	1.13	863.31	
Space mean speed (mph)	55	57	57	57	57	57	57	60	60	56	56	58	61	57	62	56	61	52	
Segment density (veh/mi/lane)	15	18	18	18	18	18	17	12	12	12	66	11	11	8	7	9	9	23	
Segment density (pc/mi/lane)	17	21	21	21	21	21	19	13	13	14	73	13	12	8	8	10	10	26	
Tolled Express Lane	GP	GP	GP	GP	GP	GP	GP	GP	GP	GP	GP	GP	GP	GP	GP	GP	GP	GP	TEL
Space mean speed (mph)	55	57	57	57	57	57	57	60	60	56	56	58	61	57	62	56	61	60	
Travel time per vehicle (min)	0.31	0.10	0.40	0.96	0.40	0.10	0.30	0.10	0.38	0.16	0.14	0.23	0.13	0.08	0.14	0.30	0.50	52.70	
Volume (vph)	-	-	-	-	-	-	-	-	-	-	-	-	-	-	-	-	-	-	6.22
Level of Service (LOS)																			

6:45 AM	B	B	B	B	B	B	B	A	A	A	A	A	A	A	A	A	A	A
7:00 AM	B	B	B	B	B	B	B	A	A	B	B	A	A	A	A	A	A	A
7:15 AM	B	B	B	B	B	B	B	B	B	B	B	B	A	A	A	A	A	A
7:30 AM	B	C	C	C	C	C	C	B	B	B	B	B	A	A	A	A	A	A
7:45 AM	C	C	C	C	C	C	C	B	B	B	B	B	B	A	A	B	A	A
8:00 AM	B	C	C	C	C	C	C	B	B	B	B	B	B	A	A	B	B	B
8:15 AM	B	C	C	C	C	C	C	B	B	B	B	B	B	A	A	B	B	B
8:30 AM	B	C	C	C	C	C	C	B	B	B	B	B	B	A	A	B	B	B

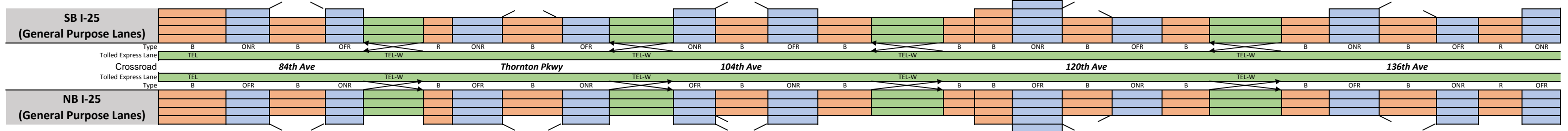


6:45 AM	B	B	B	B	B	B	A	A	A	A	B	B	A	A	A	A	A	A
7:00 AM	B	C	C	C	C	C	A	B	B	B	B	B	B	A	A	A	A	A
7:15 AM	B	C	C	C	C	C	A	B	B	B	B	B	A	A	A	A	A	A
7:30 AM	C	D	D	D	D	D	B	B	B	B	C	C	B	B	A	A	B	B
7:45 AM	C	D	D	D	D	D	B	B	B	B	C	C	B	B	A	A	B	B
8:00 AM	C	D	D	D	D	D	B	B	B	B	C	B	B	B	A	A	B	B
8:15 AM	C	D	D	D	D	D	B	B	B	B	C	B	B	B	A	A	B	B
8:30 AM	B	C	C	C	C	C	A	B	B	B	B	B	B	A	A	A	A	A

SEGMENT	115	116	117	118	119	120	121	122	123	124	125	126	127	128	129	130	131		
Segment Length (ft)	1,500	900	2,000	4,840	2,000	740	1,500	525	2,000	1,165	570	750	510	840	550	1,500	2,700	277,130	
Number of lanes	2	2	2	2	2	2	2	2	2	2	2	2	2	2	2	2	2	2	
Free Flow Speed (mph)	70	70	70	70	70	70	70	70	70	70	70	70	70	70	70	70	70		
Segment demand (vph)	2,460	2,460	2,460	2,460	2,460	2,460	2,460	1,647	1,647	1,908	1,908	1,908	1,452	1,452	942	1,109	1,109		
On-Ramp demand (vph)	378									261							167		
Off-Ramp demand (vph)								813				456		510					
Ramp-to-Ramp demand (vph)																			
Travel time per vehicle (min)	0.30	0.19	0.43	1.03	0.43	0.16	0.31	0.10	0.39	0.23	0.11	0.15	0.10	0.19	0.10	0.29	0.50	60.41	
VMTD Veh-miles (Demand)	699	419	932	2,255	932	345	699	164	624	421	206	271	140	231	98	315	567	160,365	
VMTV Veh-miles (Volume)	699	419	932	2,255	932	345	699	164	624	421	206	271	140	231	98	315	567	160,365	
VHT travel (hrs)	12.33	7.88	17.51	42.39	17.51	6.48	12.71	2.78	10.58	7.25	3.58	4.86	2.35	4.56	1.60	5.40	9.30	3,098.54	
VHD delay (hrs)	2.34	1.89	4.20	10.17	4.20	1.56	2.73	0.44	1.66	1.24	0.64	0.99	0.34	1.26	0.20	0.90	1.20	737.60	
Space mean speed (mph)	57	53	53	53	53	53	55	59	59	58	58	56	60	51	61	58	61	52	
Segment density (veh/mi/lane)	18	23	23	23	23	23	10	14	14	12	17	16	12	10	8	6	9	22	
Segment density (pc/mi/lane)	21	27	27	27	27	27	11	16	16	14	19	18	14	11	9	7	10	26	
Tolled Express Lane	GP	GP	GP	GP	GP	GP	GP	GP	GP	GP	GP	GP	GP	GP	GP	GP	GP	GP	TEL
Space mean speed (mph)	57	53	53	53	53	53	55	59	59	58	58	56	60	51	61	58	61	62	
Travel time per vehicle (min)	0.30	0.19	0.43	1.03	0.43	0.16	0.31	0.10	0.39	0.23	0.11	0.15	0.10	0.19	0.10	0.29	0.50	55.06	
Volume (vph)	-	-	-	-	-	-	-	-	-	-	-	-	-	-	-	-	-	-	5.35
Level of Service (LOS)																			

SEGMENT	1	2	3	4	5	6	7	8	9	10	11	12	13	14	15	16	17	18	19	20	21	22	23	24	25	26	27	28	
Segment Length (ft)	2,700	1,500	1,865	1,100	2,530	715	750	1,835	750	2,900	1,045	1,735	1,010	2,190	3,100	95	800	1,500	1,575	1,500	1,400	3,000	1,315	1,500	2,095	750	1,390	750	
Number of lanes	4	4	3	3	4	3	3	3	3	4	3	3	3	3	4	3	4	3	3	3	3	4	3	3	3	3	3	3	
Free Flow Speed (mph)	60	60	60	60	60	60	60	60	60	60	60	60	60	60	60	60	60	60	65	65	65	65	65	65	65	65	65	65	
Segment demand (vph)	7,182	7,182	5,690	6,213	7,743	6,224	6,224	5,117	5,930	7,449	6,086	4,830	5,722	5,722	7,085	5,907	5,907	5,907	4,671	5,869	5,869	7,046	6,036	6,036	4,811	5,493	5,493	5,493	
On-Ramp demand (vph)		1,492			1,519			1,107			1,363	1,256			1,178			1,236				1,010		1,225				943	
Off-Ramp demand (vph)				523	1,530				813		1,519		892		1,363					1,198		1,177				682			
Ramp-to-Ramp demand (vph)					1,299					1,268					1,086							917							
Travel time per vehicle (min)	0.78	0.29	0.55	0.24	0.92	0.20	0.18	0.73	0.21	0.72	0.25	0.55	0.22	0.73	0.75	0.03	0.20	0.35	0.39	0.31	0.50	0.74	0.49	0.33	0.87	0.21	0.38	0.20	
VMTD Veh-miles (Demand)	3,673	2,040	2,010	1,294	3,710	843	884	1,778	842	4,091	1,205	1,587	1,095	2,373	4,160	106	895	1,678	1,393	1,667	1,556	4,003	1,503	1,715	1,909	780	1,446	780	
VMTV Veh-miles (Volume)	3,239	1,800	1,710	1,100	3,150	731	767	1,557	746	3,632	1,069	1,452	1,010	2,190	3,845	97	814	1,526	1,283	1,542	1,439	3,708	1,374	1,567	1,804	741	1,375	744	
VHT travel (hrs)	82.23	30.71	44.31	21.40	100.36	17.66	16.56	54.87	17.96	79.60	22.20	40.32	19.75	64.67	82.08	2.94	18.17	30.95	28.11	28.47	44.81	80.38	44.86	30.70	66.28	18.32	33.00	17.12	
VHD delay (hrs)	28.24	0.72	15.80	3.06	228.78	5.48	121.59	28.91	5.54	55.33	136.84	16.12	2.91	28.16	18.00	1.33	4.61	53.07	8.38	4.75	22.67	23.33	23.72	275.81	38.53	6.93	11.85	5.68	
Space mean speed (mph)	39	59	39	51	31	41	46	28	42	46	48	36	51	34	47	33	45	49	46	54	32	46	31	51	27	40	42	43	
Segment density (veh/mi/lane)	40	27	42	34	57	43	39	53	42	37	37	41	34	52	37	55	30	36	31	33	56	38	60	36	56	43	42	40	
Segment density (pc/mi/lane)	46	31	48	39	66	50	45	61	48	43	43	47	40	60	42	63	34	42	36	38	65	43	69	41	64	49	48	46	
Tolled Express Lane	TEL				TEL-W					TEL-W					TEL-W						TEL-W								
Space mean speed (mph)	39	60	60	55	31	60	60	60	56	46	60	60	60	60	47	60	60	60	65	65	63	46	65	65	65	65	65	65	
Travel time per vehicle (min)	0.78	0.28	0.35	0.23	0.92	0.14	0.14	0.35	0.15	0.72	0.20	0.33	0.19	0.42	0.75	0.02	0.15	0.28	0.28	0.26	0.25	0.74	0.23	0.26	0.37	0.13	0.24	0.13	
Volume (vph)	1,529	1,529	1,529	1,529	1,299	1,519	1,519	1,519	1,519	1,268	1,362	1,362	1,362	1,362	1,086	1,177	1,177	1,177	1,177	1,177	1,177	917	1,011	1,011	1,011	1,011	1,011	1,011	
Level of Service (LOS)	E	C	C	D	E	C	C	C	D	D	C	C	C	C	C	C	C	C	C	C	C	C	B	B	B	B	B	B	

6:45 AM	E	D	F	C	F	D	D	E	D	E	D	D	C	F	F	F	D	C	D	E	F	E	F	F	E	E	E	D
7:00 AM	F	D	F	F	F	F	F	E	F	F	F	E	F	F	F	F	D	F	D	F	F	F	F	F	F	F	F	D
7:15 AM	F	D	F	C	F	D	D	E	F	E	D	E	C	F	F	F	D	C	D	E	F	F	F	F	D	E	E	D
7:30 AM	F	F	F	F	F	F	F	F	F	F	F	D	F	F	F	F	D	F	E	F	F	F	F	F	F	F	F	F
7:45 AM	F	F	F	F	F	F	F	F	F	F	F	F	F	F	F	F	D	F	F	E	F	F	F	F	F	F	F	F
8:00 AM	E	F	F	F	F	F	F	F	F	F	F	F	F	F	F	F	D	F	F	E	F	F	F	F	F	F	F	F
8:15 AM	E	D	F	F	F	F	F	F	F	E	F	F	F	F	F	D	F	D	F	E	F	F	D	F	F	F	F	F
8:30 AM	E	D	F	F	F	F	F	F	F	E	F	E	F	F	E	F	D	F	E	F	F	D	F	F	F	F	F	F



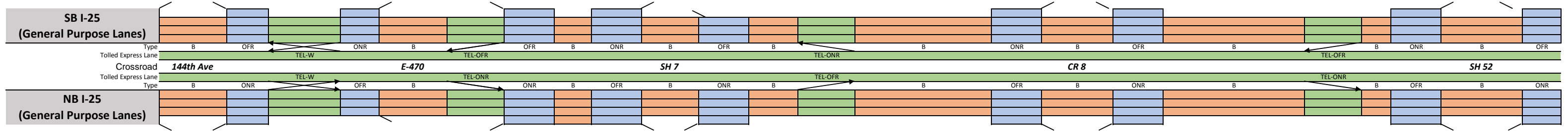
6:45 AM	C	B	C	C	C	C	B	C	C	C	C	C	D	C	D	C	B	C	C	D	C	E	D	D	C	D	D	D
7:00 AM	D	C	D	C	D	C	B	D	C	D	C	D	D	F	C	F	D	B	D	D	F	D	D	C	D	D	D	D
7:15 AM	C	C	C	C	C	C	B	C	C	C	C	C	E	D	E	C	B	C	C	D	D	E	D	D	C	D	D	D
7:30 AM	D	C	D	C	D	C	B	D	C	D	C	D	D	E	E	E	D	B	D	D	E	D	D	D	C	D	D	D
7:45 AM	D	C	D	D	D	D	B	D	C	E	C	D	D	E	E	F	D	B	D	D	E	D	D	D	D	D	D	D
8:00 AM	D	C	E	D	E	D	C	E	D	E	C	E	D	F	E	F	D	B	D	D	F	E	E	E	E	D	D	D
8:15 AM	D	C	D	D	E	D	B	D	D	E	C	E	D	F	E	F	D	B	D	D	E	E	F	E	D	D	D	D
8:30 AM	D	C	E	D	E	D	B	E	D	E	C	E	D	F	E	F	D	B	D	D	E	D	F	E	E	D	D	D

SEGMENT	1	2	3	4	5	6	7	8	9	10	11	12	13	14	15	16	17	18	19	20	21	22	23	24	25	26	27	28	
Segment Length (ft)	2,700	1,100	1,875	750	2,200	170	1,500	2,180	1,350	2,450	995	1,700	1,500	1,765	3,000	310	715	1,500	1,525	1,500	1,400	3,000	1,380	1,500	2,040	1,015	1,070	745	
Number of lanes	4	4	3	3	4	4	3	3	3	4	3	3	3	3	4	3	4	3	3	3	3	4	3	3	3	3	3	3	
Free Flow Speed (mph)	60	60	60	60	60	60	60	60	60	60	60	60	60	60	60	60	60	60	65	65	65	65	65	65	65	65	65	65	
Segment demand (vph)	4,720	4,720	3,731	4,375	5,318	4,318	4,318	3,688	4,374	5,375	4,388	3,719	4,557	4,557	5,545	4,697	4,697	4,697	3,656	4,579	4,579	5,426	4,962	4,962	4,024	4,620	4,620	4,620	
On-Ramp demand (vph)				644	943				686	1,001			838		988					923		847			596				
Off-Ramp demand (vph)		989			1,000		630			987	669				848			1,041				464		938				1,025	
Ramp-to-Ramp demand (vph)					890					918					792							392							
Travel time per vehicle (min)	0.65	0.21	0.47	0.17	0.55	0.04	0.33	0.54	0.31	0.61	0.22	0.42	0.34	0.49	0.77	0.09	0.17	0.33	0.35	0.32	0.37	0.73	0.41	0.31	0.49	0.22	0.23	0.16	
VMTD Veh-miles (Demand)	2,414	983	1,325	621	2,216	139	1,227	1,523	1,118	2,494	827	1,197	1,295	1,523	3,151	276	636	1,334	1,056	1,301	1,214	3,083	1,297	1,410	1,555	888	936	652	
VMTV Veh-miles (Volume)	2,414	983	1,325	621	2,216	139	1,227	1,523	1,118	2,494	827	1,197	1,295	1,523	3,151	276	636	1,334	1,056	1,301	1,214	3,083	1,297	1,410	1,555	888	936	652	
VHT travel (hrs)	51.51	16.56	29.12	12.62	48.92	2.88	23.71	33.13	22.56	54.97	15.99	26.01	26.20	37.35	70.95	6.97	13.46	26.04	21.17	24.74	28.37	65.81	33.90	25.82	32.83	16.90	17.81	12.01	
VHD delay (hrs)	11.28	0.17	7.04	2.26	11.99	0.57	3.26	7.75	3.92	13.40	2.21	6.05	4.62	11.96	18.44	2.38	2.86	3.80	4.92	4.73	9.69	18.38	13.95	4.13	8.91	3.24	3.41	1.98	
Space mean speed (mph)	47	59	45	49	45	48	52	46	50	45	52	46	49	41	44	40	47	51	50	53	43	47	38	55	47	53	53	54	
Segment density (veh/mi/lane)	25	20	27	30	29	22	28	27	29	29	28	27	31	37	31	40	25	31	24	29	36	29	43	30	28	29	28		
Segment density (pc/mi/lane)	29	23	31	34	33	26	32	31	34	33	33	31	35	43	35	46	29	35	28	33	41	33	50	35	33	34	33		
Tolled Express Lane	TEL				TEL-W					TEL-W					TEL-W						TEL-W								
Space mean speed (mph)	47	58	60	60	45	49	59	60	60	45	57	60	60	60	44	51	57	60	65	65	65	47	63	65	65	65	65	65	
Travel time per vehicle (min)	0.65	0.22	0.36	0.14	0.55	0.04	0.29	0.41	0.26	0.61	0.20	0.32	0.28	0.33	0.77	0.07	0.14	0.29	0.27	0.26	0.24	0.73	0.25	0.26	0.36	0.18	0.19	0.13	
Volume (vph)	944	944	944	944	8																								

SEGMENT	29	30	31	32	33	34	35	36	37	38	39	40	41	42	43	44	45	46	47	48	49	50	51		
Segment Length (ft)	2,720	1,280	3,000	1,280	3,650	2,000	750	685	750	2,535	1,500	520	2,000		7,390	1,500	2,750	1,500		7,610	2,000	295	1,500	3,030	1,500
Number of lanes	3	3	4	3	3	4	3	3	3	3	3	3	4		3	3	3	3		3	4	3	3	3	3
Free Flow Speed (mph)	65	65	65	65	70	70	70	70	70	70	70	70	70		70	70	70	70		70	70	70	70	70	70
Segment demand (vph)	4,550	5,195	6,206	5,662	4,936	5,479	5,396	5,396	5,396	4,389	5,844	5,844	6,252		5,641	5,641	4,749	5,040		5,040	5,647	5,173	5,173	3,877	4,203
On-Ramp demand (vph)			544	726					1,007																
Off-Ramp demand (vph)		645	1,011																						
Ramp-to-Ramp demand (vph)			520																						
Travel time per vehicle (min)	0.71	0.26	0.74	0.28	1.04	0.42	0.14	0.21	0.16	0.58	0.30	0.21	0.95		2.53	0.36	0.83	0.29		2.19	0.42	0.09	0.31	0.67	0.29
VMTD Veh-miles (Demand)	2,344	1,259	3,526	1,373	3,412	2,075	766	700	766	2,107	1,660	576	2,368		7,895	1,603	2,473	1,432		7,264	2,139	289	1,470	2,225	1,194
VMTV Veh-miles (Volume)	2,218	1,213	3,398	1,318	3,259	2,019	744	679	744	2,031	1,601	555	2,286		7,700	1,580	2,439	1,432		7,264	2,139	289	1,470	2,225	1,194
VHT travel (hrs)	50.58	22.07	73.89	25.72	81.89	37.13	12.64	18.64	13.60	41.09	28.18	19.44	95.09		231.87	33.45	64.90	24.27		183.66	39.54	8.11	26.74	43.19	20.15
VHD delay (hrs)	16.47	3.40	21.61	9.00	35.33	8.29	2.01	8.94	2.97	12.08	5.31	11.51	62.44		121.87	14.85	30.06	3.81		79.89	8.99	3.98	5.75	11.40	3.09
Space mean speed (mph)	44	55	46	51	40	54	59	36	55	49	57	29	24		33	47	38	59		40	54	36	55	52	59
Segment density (veh/mi/lane)	33	30	33	35	39	25	30	48	32	29	33	66	63		55	39	42	28		42	26	48	31	25	24
Segment density (pc/mi/lane)	38	35	38	41	45	29	34	55	37	33	38	76	72		64	45	48	33		49	30	56	36	29	27

Tolled Express Lane	TEL-W			TEL-OFR			TEL-ONR			TEL-OFR															
Space mean speed (mph)	65	63	46	66	70	54	70	70	70	68	50	24		70	70	70	70			70	54	70	70	70	69
Travel time per vehicle (min)	0.48	0.23	0.74	0.22	0.59	0.42	0.12	0.11	0.12	0.41	0.25	0.12	0.95		1.20	0.24	0.45	0.24		1.24	0.42	0.05	0.24	0.49	0.25
Volume (vph)	1,011	1,011	520	542	542	408	408	408	408	408	408	408	408		611	611	611	611		611	474	473	473	473	473
Level of Service (LOS)	B	B	B	A	A	A	A	A	A	A	A	A	B		A	A	A	A		A	A	A	A	A	A

6:45 AM	D	C	D	D	E	C	D	F	D	D	D	F	D		F	D	E	C		E	D	F	C	C	C
7:00 AM	E	D	E	D	E	D	D	F	D	D	F	F	D		F	D	E	C		E	D	F	C	D	C
7:15 AM	D	D	E	D	E	C	D	F	D	D	F	F	E		F	D	E	C		F	D	F	C	D	C
7:30 AM	E	D	E	F	D	D	D	F	D	D	F	F	F		F	D	C	C		F	D	F	C	D	C
7:45 AM	D	F	E	F	E	D	D	F	D	D	F	F	F		F	F	C	C		F	D	F	C	D	C
8:00 AM	F	D	F	F	F	D	D	F	D	D	F	F	F		F	F	C	C		E	D	F	C	D	C
8:15 AM	F	F	C	D	F	C	D	F	D	D	D	F	F		F	F	C	C		E	C	E	C	C	C
8:30 AM	F	F	E	D	D	C	D	F	D	D	D	F	F		E	C	D	C		E	C	E	C	C	B

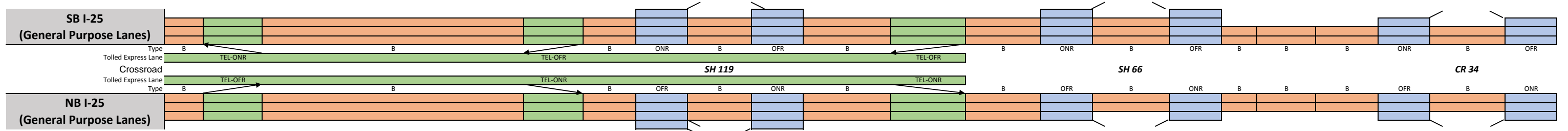


6:45 AM	C	C	B	C	C	B	C	C	C	C	C	B	C		C	B	B	B		C	B	C	B	B	A
7:00 AM	D	C	C	D	D	C	C	C	C	C	C	B	D		C	C	C	B		C	B	C	C	B	B
7:15 AM	C	C	C	D	D	C	C	C	C	C	C	D	C		D	C	C	B		C	D	C	C	C	B
7:30 AM	D	C	C	D	D	C	C	D	C	D	C	E	C		D	C	C	B		D	C	D	C	C	B
7:45 AM	D	C	C	D	D	C	C	D	C	C	C	C	C		D	C	C	B		C	D	C	C	B	B
8:00 AM	D	C	C	D	D	C	C	C	C	C	B	D	C		D	C	C	B		C	B	C	C	B	B
8:15 AM	D	C	C	D	D	C	C	C	C	C	C	D	C		D	C	C	B		D	C	D	C	C	B
8:30 AM	D	C	C	D	D	C	C	C	C	C	B	D	C		C	C	C	B		C	D	C	C	B	B

SEGMENT	29	30	31	32	33	34	35	36	37	38	39	40	41	42	43	44	45	46	47	48	49	50	51		
Segment Length (ft)	2,714	935	2,976	750	2,725	2,000	1,500	645	1,500	2,005	1,500	1,470	2,000		7,240	1,500	2,955	1,500		7,555	2,000	155	1,500	3,580	750
Number of lanes	3	3	4	3	3	4	3	4	3	3	3	3	4		3	3	3	3		3	4	3	3	3	3
Free Flow Speed (mph)	65	65	65	65	70	70	70	70	70	70	70	70	70		70	70	70	70		70	70	70	70	70	70
Segment demand (vph)	3,595	4,158	4,622	4,235	4,017	4,403	4,883	4,883	4,883	3,510	4,248	4,248	4,390		3,872	3,872	3,299	3,663		3,663	4,182	3,740	3,740	2,808	3,221
On-Ramp demand (vph)		563	464			386	622				738										519				413
Off-Ramp demand (vph)			387	218		142			1,373				518		573						442			932	
Ramp-to-Ramp demand (vph)			367			142							142								442				
Travel time per vehicle (min)	0.61	0.20	0.56	0.15	0.60	0.42	0.31	0.14	0.30	0.42	0.30	0.34	0.42		1.58	0.29	0.60	0.29		1.60	0.40	0.03	0.29	0.70	0.14
VMTD Veh-miles (Demand)	1,848	736	2,605	602	2,073	1,668	1,387	597	1,387	1,333	1,207	1,183	1,663		5,309	1,100	1,846	1,041		5,241	1,584	110	1,063	1,904	458
VMTV Veh-miles (Volume)	1,848	736	2,605	602	2,073	1,668	1,387	597	1,387	1,333	1,207	1,183	1,663		5,309	1,100	1,846	1,041		5,241	1,584	110	1,063	1,904	458
VHT travel (hrs)	36.61	13.75	43.42	10.77	40.48	30.51	25.03	11.09	24.41	24.41	20.96	24.19	31.05		101.84	18.69	33.08	17.85		97.65	27.98	2.07	18.29	32.81	7.71
VHD delay (hrs)	8.18	2.43	3.34	1.52	10.87	6.68	5.21	2.57	4.59	5.37	3.72	7.29	7.30		26.00	2.97	6.70	2.98		22.77	5.35	0.50	3.11	5.61	1.17
Space mean speed (mph)	50	54	60	56	51	55	55	54	57	55	58	49	54		52	59	56	58		54	57	53	58	58	59
Segment density (veh/mi/lane)	24	26	19	25	26	20	30	23	29	21	25	29	20		25	22	20	21		23	18	23	21	16	18
Segment density (pc/mi/lane)	27	30	22	29	30	23	35	26	33	25	28	33	23		28	25	23	24		26	21	27	25	19	21
Tolled Express Lane	TEL-W			TEL-ONR			TEL-OFR			TEL-ONR															
Space mean speed (mph)	65	65	60	64	70	55	69	70	70	70	70	70	54		70	70	70	70		70	57	60	69	70	70
Travel time per vehicle (min)	0.47	0.16	0.56	0.13	0.44	0.42	0.25	0.11	0.24	0.33	0.24	0.24	0.42		1.18	0.24	0.48	0.24		1.23	0.40	0.03	0.25	0.58	0.12
Volume (vph)	464	464	367	387	387	142	142	142	142	142	142	142	142		517	517	517	517		517	442	442	442	442	442
Level of Service (LOS)	A	A	A	A	A	A	A	A	A	A	A	A	A		A	A	A	A		A	A	A	A	A	A

SEGMENT	52	53	54	55	56	57	58	59	60	61	62	63	64	65	66	67	68	69	70	71	
Segment Length (ft)	400	2,000		14,995	2,000	745	750	4,315	1,500	3,500	3,000	3,240	1,500	2,995	1,500	490	2,000	2,280	1,500	2,995	1,500
Number of lanes	3	4		3	4	3	3	3	3	3	4	3	3	3	3	2	2	2	2	2	2
Free Flow Speed (mph)	70	70		70	70	70	70	70	70	70	70	70	70	70	70	70	70	70	70	70	70
Segment demand (vph)	4,203	4,676		4,195	4,678	4,380	4,380	2,590	3,461	3,461	3,759	3,755	2,877	3,277	3,277	3,277	3,277	3,277	2,561	2,719	
On-Ramp demand (vph)		481			298		1,790				4	878							716		
Off-Ramp demand (vph)		473			483			871		298				400							158
Ramp-to-Ramp demand (vph)		473			298																
Travel time per vehicle (min)	0.09	0.40		3.50	0.18	0.15	0.84	0.29	0.73	0.61	0.69	0.29	0.59	0.29	0.13	0.55	0.63	0.31	0.65	0.30	
VMTD Veh-miles (Demand)	318	1,771		11,914	1,772	618	622	2,117	983	2,294	2,136	2,304	1,067	1,632	931	304	1,241	1,415	931	1,453	772
VMTV Veh-miles (Volume)	318	1,771		11,914	1,772	618	622	2,117	983	2,294	2,136	2,304	1,067	1,632	931	304	1,241	1,415	931	1,453	772
VHT travel (hrs)	6.55	31.34		244.63	32.23	13.21	11.16	36.19	16.89	42.18	38.39	43.37	18.45	28.24	15.71	7.37	30.07	34.28	17.10	27.70	13.70
VHD delay (hrs)	2.00	6.04		74.44	6.92	4.38	2.27	5.95	2.85	9.40	7.88	10.45	3.21	4.92	2.41	3.02	12.34	14.06	3.80	6.95	2.66
Space mean speed (mph)	49	57		49	55	47	56	58	58	54	56	53	58	58	59	41	41	41	54	52	56
Segment density (veh/mi/lane)	29	20		29	21	31	26	15	20	21	17	24	22	17	18	40	40	40	25	24	22
Segment density (pc/mi/lane)	33	24		33	24	36	30	17	23	25	19	27	25	19	21	46	46	46	29	28	26
Tolled Express Lane	TEL-ONR		TEL-OFR							TEL-OFR			GP	GP	GP	GP	GP	GP	GP	GP	GP
Space mean speed (mph)	63	57		70	55	70	70	70	70	56	53	58	58	59	41	41	41	54	52	56	
Travel time per vehicle (min)	0.07	0.40		2.43	0.41	0.12	0.12	0.70	0.24	0.57	0.61	0.69	0.29	0.59	0.13	0.55	0.63	0.31	0.65	0.30	
Volume (vph)	473	473		482	298	298	298	298	298	298	-	-	-	-	-	-	-	-	-	-	
Level of Service (LOS)	A	A		A	A	A	A	A	A	A											

6:45 AM	D	C		D	C	D	C	B	B	C	B	C	B	B	B	D	D	D	C	C	B
7:00 AM	D	C		D	C	D	C	B	C	C	B	C	B	C	B	E	E	E	C	D	C
7:15 AM	E	C		E	C	E	D	B	C	C	B	D	C	C	C	F	F	F	D	D	C
7:30 AM	D	C		D	C	E	C	B	C	C	B	D	C	C	C	F	F	F	D	D	C
7:45 AM	D	C		D	C	E	C	B	C	C	B	D	C	C	C	F	F	F	D	C	C
8:00 AM	D	C		D	C	D	C	B	C	C	B	C	B	B	B	E	E	E	C	D	C
8:15 AM	D	C		D	C	D	C	B	B	C	B	C	B	B	B	D	D	D	C	C	C
8:30 AM	D	B		D	C	D	C	B	B	C	B	C	B	B	B	D	D	D	C	C	B

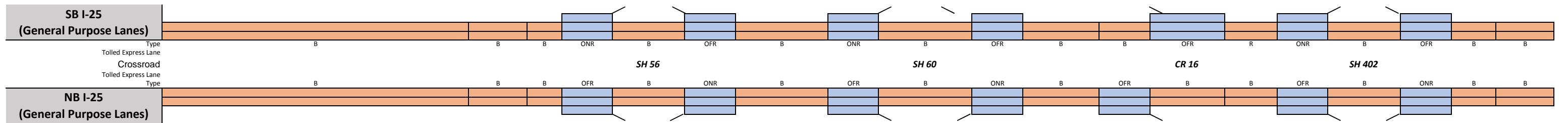


6:45 AM	B	B		B	C	A	B	B	B	B	C	B	C	C	E	E	E	D	D	C
7:00 AM	C	B		C	C	A	B	B	C	B	C	C	D	C	F	F	F	D	E	D
7:15 AM	C	B		C	C	A	B	B	C	B	C	C	D	C	F	F	F	D	E	D
7:30 AM	C	B		C	C	B	B	B	C	B	C	C	E	D	F	F	F	E	F	D
7:45 AM	C	B		C	C	B	B	B	C	B	C	C	D	C	F	F	F	D	E	D
8:00 AM	C	B		C	C	A	B	B	C	B	C	C	D	C	F	F	F	D	E	D
8:15 AM	C	B		C	C	B	B	B	C	B	C	C	E	D	F	F	F	D	E	D
8:30 AM	C	B		C	C	A	B	B	C	B	C	B	D	C	E	E	E	D	D	C

SEGMENT	52	53	54	55	56	57	58	59	60	61	62	63	64	65	66	67	68	69	70	71	
Segment Length (ft)	735	2,000		15,000	2,000	1,635	1,500	2,325	1,500	3,850	3,000	3,040	1,500	3,185	1,500	500	2,000	2,245	1,500	3,035	1,500
Number of lanes	3	4		3	4	3	3	3	3	3	4	3	3	2	2	2	2	2	2	2	2
Free Flow Speed (mph)	70	70		70	70	70	70	70	70	70	70	70	70	70	70	70	70	70	70	70	70
Segment demand (vph)	3,221	3,662		3,213	3,662	3,335	3,335	2,464	3,117	3,117	3,445	3,445	3,445	2,900	3,486	3,486	3,486	3,486	3,486	3,168	3,278
On-Ramp demand (vph)		441			449				653		328				586						110
Off-Ramp demand (vph)		449			327		871					545									318
Ramp-to-Ramp demand (vph)		441			327																
Travel time per vehicle (min)	0.15	0.39		3.03	0.40	0.33	0.29	0.45	0.29	0.77	0.61	0.62	0.24	0.73	0.31	0.15	0.59	0.66	0.30	0.76	0.31
VMTD Veh-miles (Demand)	448	1,387		9,128	1,387	1,033	947	1,085	886	2,273	1,957	1,983	979	1,749	990	330	1,320	1,482	990	1,821	931
VMTV Veh-miles (Volume)	448	1,387		9,128	1,387	1,033	947	1,085	886	2,273	1,957	1,983	979	1,749	990	330	1,320	1,482	990	1,821	931
VHT travel (hrs)	7.98	23.94		162.28	24.37	18.57	16.20	18.33	15.14	40.06	35.00	35.63	14.06	35.24	18.21	8.55	34.18	38.37	17.67	40.12	17.17
VHD delay (hrs)	1.57	4.12		31.88	4.56	3.81	2.67	2.83	2.49	7.59	7.04	7.30	0.08	10.25	4.06	3.83	15.32	17.20	3.52	14.10	3.87
Space mean speed (mph)	56	58		56	57	56	58	59	58	57	56	56	70	50	54	39	39	39	56	45	54
Segment density (veh/mi/lane)	19	16		19	16	20	19	14	18	18	15	21	16	29	24	45	45	45	29	35	26
Segment density (pc/mi/lane)	22	18		22	18	23	22	16	20	21	17	23	19	33	28	51	51	51	33	40	30
Tolled Express Lane	TEL-OFR		TEL-ONR							TEL-ONR			GP	GP	GP	GP	GP	GP	GP	GP	GP
Space mean speed (mph)	70	58		70	57	69	70	70	70	70	56	56	70	50	54	39	39	39	56	45	54
Travel time per vehicle (min)	0.12	0.39		2.44	0.40	0.27	0.24	0.38	0.24	0.63	0.61	0.62	0.24	0.73	0.31	0.15	0.59	0.66	0.30	0.76	0.31
Volume (vph)	442	441		450	327	327	327	327	327	327	-	-	-	-	-	-	-	-	-	-	
Level of Service (LOS)	A	A		A	A	A	A	A	A	A											

SEGMENT	72	73	74	75	76	77	78	79	80	81	82	83	84	85	86	87	88	89	90
Segment Length (ft)	18,155	2,000	425	1,500	3,020	1,500	4,340	1,500	3,245	1,500	5,790	3,075	750	895	1,165	2,870	750	705	2,000
Number of lanes	2	2	2	2	2	2	2	2	2	2	2	2	2	2	2	2	2	2	2
Free Flow Speed (mph)	70	70	70	70	70	70	70	70	70	70	70	70	70	70	70	70	70	70	70
Segment demand (vph)	2,719	2,723	2,723	2,723	2,460	2,928	2,928	2,928	2,486	2,663	2,663	2,663	2,892	2,892	2,892	2,391	2,894	2,894	2,894
On-Ramp demand (vph)				263				442							501				
Off-Ramp demand (vph)						468				177			229				503		
Ramp-to-Ramp demand (vph)																			
Travel time per vehicle (min)	4.08	0.45	0.10	0.31	0.64	0.31	1.03	0.31	0.69	0.30	1.28	0.68	0.15	0.18	0.24	0.60	0.15	0.17	0.47
VMTD Veh-miles (Demand)	9,349	1,031	219	774	1,407	832	2,407	832	1,528	757	2,920	1,551	411	490	638	1,300	411	386	1,096
VMTV Veh-miles (Volume)	9,349	1,031	219	774	1,407	832	2,407	832	1,528	757	2,920	1,551	411	490	638	1,300	411	386	1,096
VHT travel (hrs)	184.82	20.41	4.34	14.04	26.30	14.93	50.45	14.91	28.64	13.42	56.81	30.17	7.30	8.73	11.36	23.98	7.39	8.01	22.73
VHD delay (hrs)	51.26	5.68	1.21	2.99	6.20	3.04	16.07	3.02	6.82	2.62	15.10	8.02	1.44	1.73	2.24	5.42	1.51	2.49	7.07
Space mean speed (mph)	51	51	51	55	53	56	48	56	53	56	51	51	56	56	56	54	56	48	48
Segment density (veh/mi/lane)	27	27	27	24	23	22	31	22	23	22	26	26	23	31	21	22	24	30	30
Segment density (pc/mi/lane)	31	31	31	27	26	26	35	25	27	25	30	30	27	35	24	25	28	35	35
Tolled Express Lane	GP	GP	GP	GP	GP	GP	GP	GP	GP	GP	GP	GP	GP	GP	GP	GP	GP	GP	GP
Space mean speed (mph)	51	51	51	55	53	56	48	56	53	56	51	51	56	56	56	54	56	48	48
Travel time per vehicle (min)	4.08	0.45	0.10	0.31	0.64	0.31	1.03	0.31	0.69	0.30	1.28	0.68	0.15	0.18	0.24	0.60	0.15	0.17	0.47
Volume (vph)	-	-	-	-	-	-	-	-	-	-	-	-	-	-	-	-	-	-	-
Level of Service (LOS)																			

6:45 AM	C	C	C	C	B	C	C	C	C	C	C	C	C	C	C	B	C	C	C	C
7:00 AM	D	D	D	C	D	C	D	C	C	C	D	D	C	C	C	C	C	C	D	D
7:15 AM	D	D	D	D	D	C	E	C	D	C	D	D	C	C	C	C	C	C	D	D
7:30 AM	D	D	D	D	D	C	E	C	D	C	D	D	C	C	C	C	C	C	D	D
7:45 AM	D	D	D	C	C	C	D	C	D	C	D	D	C	C	C	C	C	D	E	E
8:00 AM	D	D	D	C	C	C	D	C	D	C	D	D	C	C	C	C	D	D	E	E
8:15 AM	C	C	C	C	C	C	D	C	C	C	C	C	C	C	C	C	C	C	D	D
8:30 AM	C	C	C	C	C	C	D	C	C	C	C	C	C	C	C	C	C	C	D	D

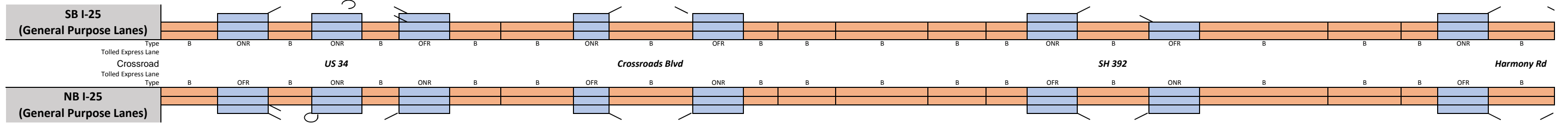


6:45 AM	D	D	D	D	D	D	E	D	E	D	F	D	E	E	D	D	C	E	E
7:00 AM	E	E	E	D	D	D	F	E	F	D	F	E	F	F	D	E	D	F	F
7:15 AM	E	E	E	D	E	D	F	E	E	F	F	F	F	F	D	D	D	F	F
7:30 AM	F	F	F	E	F	F	F	F	F	F	F	F	F	F	F	E	F	F	F
7:45 AM	E	E	E	D	F	F	F	F	F	D	F	E	F	F	D	D	D	F	F
8:00 AM	E	E	E	D	E	F	F	F	F	D	F	E	F	F	D	E	D	F	F
8:15 AM	F	F	F	D	F	F	F	F	F	F	F	F	F	F	F	E	D	F	F
8:30 AM	E	E	E	D	E	F	F	F	F	D	F	E	F	F	D	C	D	F	F

SEGMENT	72	73	74	75	76	77	78	79	80	81	82	83	84	85	86	87	88	89	90
Segment Length (ft)	18,150	2,000	500	1,500	2,890	1,500	4,225	1,500	4,255	1,500	3,160	1,500	3,095	1,610	1,500	2,930	1,500	1,095	2,000
Number of lanes	2	2	2	2	2	2	2	2	2	2	2	2	2	2	2	2	2	2	2
Free Flow Speed (mph)	70	70	70	70	70	70	70	70	70	70	70	70	70	70	70	70	70	70	70
Segment demand (vph)	3,278	3,278	3,278	3,278	3,144	3,706	3,706	3,706	3,498	3,848	3,848	3,848	3,608	3,608	3,608	2,992	3,693	3,693	3,693
On-Ramp demand (vph)						562				350							701		
Off-Ramp demand (vph)				134				208				240			616				
Ramp-to-Ramp demand (vph)																			
Travel time per vehicle (min)	5.05	0.56	0.14	0.31	0.93	0.38	1.32	0.42	1.47	0.33	1.26	0.30	0.99	0.52	0.31	0.69	0.32	0.38	0.70
VMTD Veh-miles (Demand)	11,268	1,242	310	931	1,721	1,053	2,966	1,053	2,819	1,093	2,303	1,093	2,115	1,100	1,025	1,660	1,049	766	1,399
VMTV Veh-miles (Volume)	11,268	1,242	310	931	1,721	1,051	2,938	1,040	2,745	1,067	2,248	1,067	2,065	1,074	1,001	1,619	1,028	751	1,371
VHT travel (hrs)	275.77	30.39	7.60	16.90	48.47	23.16	80.52	25.41	83.65	20.57	78.76	18.98	58.25	30.30	18.06	33.79	19.55	23.05	42.09
VHD delay (hrs)	114.80	12.65	3.16	3.60	23.89	8.15	38.55	10.55	44.44	5.32	46.64	3.73	28.74	14.95	3.76	10.65	4.87	12.32	22.51
Space mean speed (mph)	41	41	41	55	36	45	36	41	33	52	29	56	35	35	55	48	53	33	33
Segment density (veh/mi/lane)	40	40	40	30	44	37	50	44	52	29	66	31	50	50	29	30	28	56	56
Segment density (pc/mi/lane)	46	46	46	34	51	43	58	51	60	33	76	36	57	57	34	35	32	64	64
Tolled Express Lane	GP	GP	GP	GP	GP	GP	GP	GP	GP	GP	GP	GP	GP	GP	GP	GP	GP	GP	GP
Space mean speed (mph)	41	41	41	55	36	45	36	41	33	52	29	56	35	35	55	48	53	33	33
Travel time per vehicle (min)	5.05	0.56	0.14	0.31	0.93	0.38	1.32	0.42	1.47	0.33	1.26	0.30	0.99	0.52	0.31	0.69	0.32	0.38	0.70
Volume (vph)	-	-	-	-	-	-	-	-	-	-	-	-	-	-	-	-	-	-	-
Level of Service (LOS)																			

SEGMENT	91	92	93	94	95	96	97	98	99	100	101	102	103	104	105	106	107	108	109	110	111	112	113	114
Segment Length (ft)	2,640	1,500	405	755	1,250	1,500	1,435	3,000	1,500	3,480	1,500	700	2,000	4,255	2,000	460	1,500	3,240	1,500	6,730	3,000	455	1,500	3,025
Number of lanes	2	2	2	2	2	2	2	2	2	2	2	2	2	2	2	2	2	2	2	2	2	2	2	2
Free Flow Speed (mph)	70	70	70	70	70	70	70	70	70	70	70	70	70	70	70	70	70	70	70	70	70	70	70	70
Segment demand (vph)	2,894	2,894	2,552	2,552	2,074	2,904	2,904	2,904	2,904	2,244	2,947	2,947	2,947	2,947	2,955	2,955	2,955	2,334	2,881	2,881	2,881	2,881	2,881	1,871
On-Ramp demand (vph)		342		478					660								621							1,010
Off-Ramp demand (vph)						830					703									547				
Ramp-to-Ramp demand (vph)																								
Travel time per vehicle (min)	0.62	0.30	0.09	0.15	0.25	0.31	0.34	0.71	0.31	0.71	0.31	0.17	0.49	1.04	0.46	0.11	0.30	0.66	0.31	1.51	0.67	0.10	0.30	0.58
VMTD Veh-miles (Demand)	1,447	822	196	365	491	825	789	1,650	825	1,479	837	391	1,116	2,375	1,119	257	839	1,432	818	3,672	1,637	248	818	1,072
VMTV Veh-miles (Volume)	1,447	822	196	365	491	825	789	1,650	825	1,479	837	391	1,116	2,375	1,119	257	839	1,432	818	3,672	1,637	248	818	1,072
VHT travel (hrs)	30.01	14.68	3.73	6.57	8.67	15.02	16.48	34.46	14.88	26.67	15.17	8.41	24.03	51.12	22.72	5.23	14.99	25.56	14.73	72.66	32.39	4.91	14.49	18.23
VHD delay (hrs)	9.34	2.93	0.93	1.36	1.65	3.23	5.21	10.88	3.09	5.54	3.21	2.83	8.08	17.19	6.73	1.55	3.00	5.10	3.04	20.20	9.00	1.37	2.80	2.92
Space mean speed (mph)	48	56	52	56	57	55	48	48	55	55	46	46	46	46	49	49	56	56	56	51	51	51	56	59
Segment density (veh/mi/lane)	30	21	24	20	18	18	30	30	23	20	23	32	32	32	30	30	21	21	27	29	29	29	20	16
Segment density (pc/mi/lane)	35	24	28	23	21	21	35	35	26	23	27	36	36	36	34	34	24	23	30	32	32	32	22	18
Tolled Express Lane	GP	GP	GP	GP	GP	GP	GP	GP	GP	GP	GP	GP	GP	GP	GP	GP	GP	GP	GP	GP	GP	GP	GP	GP
Space mean speed (mph)	48	56	52	56	57	55	48	48	55	55	46	46	46	46	49	49	56	56	56	51	51	51	56	59
Travel time per vehicle (min)	0.62	0.30	0.09	0.15	0.25	0.31	0.34	0.71	0.31	0.71	0.31	0.17	0.49	1.04	0.46	0.11	0.30	0.66	0.31	1.51	0.67	0.10	0.30	0.58
Volume (vph)	-	-	-	-	-	-	-	-	-	-	-	-	-	-	-	-	-	-	-	-	-	-	-	-
Level of Service (LOS)																								

6:45 AM	C	B	C	B	B	B	C	C	C	B	C	D	D	D	D	D	C	C	C	C	C	C	B	B
7:00 AM	D	C	C	C	C	B	D	D	C	C	C	D	D	D	D	C	C	B	B	C	C	C	B	B
7:15 AM	D	C	C	C	C	B	D	D	C	C	D	D	D	D	C	C	C	C	C	C	C	D	D	B
7:30 AM	D	C	D	C	C	C	E	E	C	C	D	E	E	E	E	E	C	C	C	D	D	D	C	B
7:45 AM	E	C	D	C	C	C	E	E	C	C	D	E	E	E	E	E	C	C	C	D	E	E	E	C
8:00 AM	E	C	D	C	C	C	E	E	C	C	E	E	E	E	D	D	C	C	C	D	D	D	C	C
8:15 AM	D	C	C	B	B	B	D	D	C	C	D	D	D	D	D	D	C	C	C	D	D	D	C	B
8:30 AM	D	C	C	C	C	B	D	D	C	C	D	D	D	D	D	D	C	C	C	D	D	D	C	C

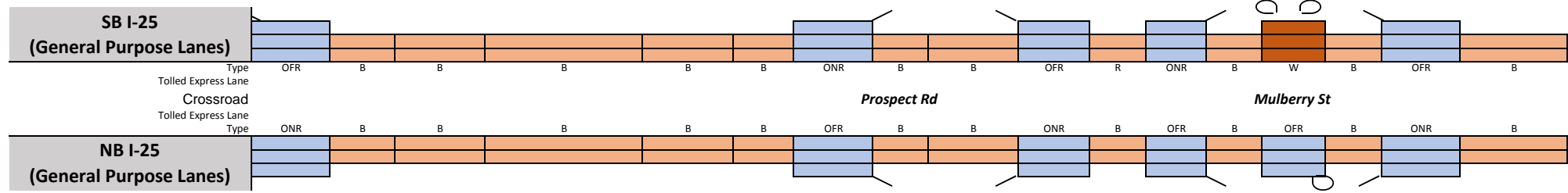


6:45 AM	E	C	C	C	D	D	F	F	D	C	C	E	E	E	E	E	C	C	C	E	E	E	C	C
7:00 AM	F	D	D	C	E	D	F	F	D	D	D	F	F	F	F	F	D	D	D	F	F	F	D	C
7:15 AM	F	D	D	D	F	F	F	F	F	D	C	F	F	F	F	F	D	D	D	F	F	F	D	C
7:30 AM	F	F	F	F	F	F	F	F	F	D	F	F	F	F	F	F	F	F	F	F	F	F	F	D
7:45 AM	E	F	F	F	F	D	F	F	E	C	D	F	F	F	F	F	E	E	D	F	F	F	D	D
8:00 AM	F	E	F	F	F	D	F	F	E	D	D	F	F	F	F	F	D	D	D	F	F	F	D	C
8:15 AM	F	C	F	F	F	F	F	F	F	D	D	F	F	F	F	F	D	E	D	F	F	F	D	D
8:30 AM	F	D	F	F	F	D	F	F	E	D	D	F	F	F	F	F	D	D	D	F	F	F	D	C

SEGMENT	91	92	93	94	95	96	97	98	99	100	101	102	103	104	105	106	107	108	109	110	111	112	113	114
Segment Length (ft)	1,925	1,500	1,050	1,500	600	1,500	1,545	3,000	540	3,680	1,500	500	2,000	4,255	2,000	900	1,500	2,900	1,500	6,630	3,000	600	1,500	2,565
Number of lanes	2	2	2	2	2	2	2	2	2	2	2	2	2	2	2	2	2	2	2	2	2	2	2	2
Free Flow Speed (mph)	70	70	70	70	70	70	70	70	70	70	70	70	70	70	70	70	70	70	70	70	70	70	70	70
Segment demand (vph)	3,693	3,693	2,825	3,248	3,248	3,871	3,871	3,871	3,871	2,895	3,618	3,618	3,618	3,618	3,618	3,618	3,618	2,909	3,572	3,572	3,572	3,572	3,572	2,447
On-Ramp demand (vph)				423		623						723												
Off-Ramp demand (vph)		868							976								709							1,125
Ramp-to-Ramp demand (vph)																								
Travel time per vehicle (min)	0.61	0.36	0.53	0.62	0.29	0.33	0.62	1.19	0.11	0.79	0.32	0.16	0.66	1.52	0.72	0.32	0.31	0.69	0.32	2.27	1.03	0.21	0.31	0.54
VMTD Veh-miles (Demand)	1,346	1,049	562	923	369	1,100	1,133	2,199	396	2,018	1,028	343	1,370	2,916	1,370	617	1,028	1,598	1,015	4,485	2,030	406	1,015	1,189
VMTV Veh-miles (Volume)	1,319	1,028	546	893	356	1,067	1,099	2,134	384	1,957	1,003	334	1,338	2,916	1,370	617	1,028	1,598	1,015	4,485	2,030	406	1,015	1,189
VHT travel (hrs)	36.95	21.95	24.21	32.64	15.05	20.46	38.51	74.77	7.03	37.08	18.61	9.70	38.80	91.75	43.13	19.41	18.62	33.34	19.06	135.37	61.25	12.25	18.69	22.22
VHD delay (hrs)	18.11	7.26	16.41	19.87	9.96	5.22	22.80	44.28	1.54	9.12	4.28	4.92	19.69	50.10	23.55	10.60	3.94	10.51	4.56	71.29	32.26	6.45	4.19	5.24
Space mean speed (mph)	36	47	23	27	24	52	29	29	55	53	54	34	34	32	32	32	55	48	53	33	33	33	54	53
Segment density (veh/mi/lane)	51	37	61	57	66	28	66	66	31	27	25	51	51	57	57	57	29	30	26	54	54	54	29	23
Segment density (pc/mi/lane)	58	42	70	66	76	32	76	76	35	31	28	59	59	65	65	65	34	35	30	62	62	62	33	26
Tolled Express Lane	GP	GP	GP	GP	GP	GP	GP	GP	GP	GP	GP	GP	GP	GP	GP	GP	GP	GP	GP	GP	GP	GP	GP	GP
Space mean speed (mph)	36	47	23	27	24	52	29	29	55	53	54	34	34	32	32	32	55	48	53	33	33	33	54	53
Travel time per vehicle (min)	0.61	0.36	0.53	0.62	0.29	0.33	0.62	1.19	0.11	0.79	0.32	0.16	0.66	1.52	0.72	0.32	0.31	0.69	0.32	2.27	1.03	0.21	0.31	0.54
Volume (vph)	-	-	-	-	-	-	-	-	-	-	-	-	-	-	-	-	-	-	-	-	-	-	-	-
Level of Service (LOS)																								

SEGMENT	115	116	117	118	119	120	121	122	123	124	125	126	127	128	129	130	131		
Segment Length (ft)	1,500	500	2,000	4,840	2,000	500	1,500	535	2,000	775	715	1,160	700	420	750	1,500	2,700	276,955	
Number of lanes	2	2	2	2	2	2	2	2	2	2	2	2	2	3	2	2	2		
Free Flow Speed (mph)	70	70	70	70	70	70	70	70	70	70	70	70	70	70	70	70	70		
Segment demand (vph)	2,815	2,815	2,815	2,815	2,815	2,815	2,815	1,965	1,965	2,264	2,264	2,264	1,849	1,879	1,289	1,505	1,505		
On-Ramp demand (vph)							850					415		590					
Off-Ramp demand (vph)	944									299				30		216			
Ramp-to-Ramp demand (vph)														1					
Travel time per vehicle (min)	0.31	0.11	0.45	1.08	0.45	0.11	0.31	0.10	0.39	0.16	0.14	0.23	0.13	0.09	0.14	0.30	0.51	65.95	
VMTD Veh-miles (Demand)	800	267	1,066	2,580	1,066	267	800	199	744	332	307	497	245	149	183	428	770	203,094	
VMTV Veh-miles (Volume)	800	267	1,066	2,580	1,066	267	800	199	744	332	307	497	245	149	183	428	770	196,964	
VHT travel (hrs)	14.63	5.23	20.93	50.65	20.93	5.23	14.41	3.41	12.76	5.92	5.46	8.66	4.16	2.76	3.03	7.60	12.90	4,286.64	
VHD delay (hrs)	3.20	1.42	5.70	13.78	5.70	1.42	2.98	0.57	2.13	1.18	1.09	1.56	0.66	0.63	0.42	1.49	1.91	2,166.06	
Space mean speed (mph)	55	51	51	51	51	51	56	58	58	56	56	57	59	54	60	56	60	46	
Segment density (veh/mi/lane)	22	28	28	28	28	28	23	17	17	17	21	16	16	11	11	12	13	31	
Segment density (pc/mi/lane)	24	31	31	31	31	31	25	19	19	19	24	18	17	12	12	14	15	36	
Tolled Express Lane	GP	GP	GP	GP	GP	GP	GP	GP	GP	GP	GP	GP	GP	GP	GP	GP	GP	GP	TEL
Space mean speed (mph)	55	51	51	51	51	51	56	58	58	56	56	57	59	54	60	56	60	60	
Travel time per vehicle (min)	0.31	0.11	0.45	1.08	0.45	0.11	0.31	0.10	0.39	0.16	0.14	0.23	0.13	0.09	0.14	0.30	0.51	55.27	
Volume (vph)	-	-	-	-	-	-	-	-	-	-	-	-	-	-	-	-	-	-	10.68
Level of Service (LOS)																			

6:45 AM	B	C	C	C	C	C	B	B	B	B	B	B	B	A	A	B	A
7:00 AM	B	C	C	C	C	C	C	B	B	B	B	B	B	A	A	B	B
7:15 AM	C	C	C	C	C	C	C	B	B	B	B	B	B	A	A	B	B
7:30 AM	C	D	D	D	D	D	C	B	B	B	B	B	B	B	B	B	B
7:45 AM	C	E	E	E	E	E	D	C	C	C	B	B	B	C	B	B	B
8:00 AM	C	D	D	D	D	D	C	C	C	C	C	C	B	B	B	B	B
8:15 AM	C	D	D	D	D	D	C	C	C	C	B	B	B	B	B	B	B
8:30 AM	C	D	D	D	D	D	C	C	C	C	B	B	B	C	B	B	B

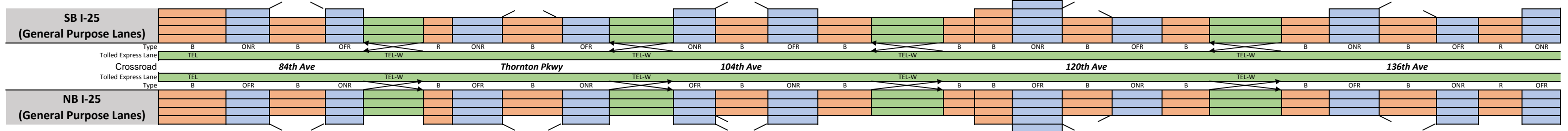


6:45 AM	B	C	C	C	C	C	A	B	B	B	B	B	B	B	A	A	A
7:00 AM	C	D	D	D	D	D	B	B	B	B	C	B	B	B	B	A	B
7:15 AM	C	D	D	D	D	D	B	B	B	B	C	B	B	B	A	A	A
7:30 AM	C	E	E	E	E	E	B	C	C	B	D	C	C	B	B	B	B
7:45 AM	C	E	E	E	E	E	B	C	C	B	D	C	C	B	B	B	B
8:00 AM	C	D	D	D	D	D	B	C	C	B	C	C	B	B	A	A	B
8:15 AM	C	E	E	E	E	E	B	C	C	B	C	C	C	B	B	B	B
8:30 AM	C	D	D	D	D	D	B	B	B	B	C	B	B	B	B	A	B

SEGMENT	115	116	117	118	119	120	121	122	123	124	125	126	127	128	129	130	131		
Segment Length (ft)	1,500	900	2,000	4,840	2,000	740	1,500	525	2,000	1,165	570	750	510	840	550	1,500	2,700	277,130	
Number of lanes	2	2	2	2	2	2	2	2	2	2	2	2	2	2	2	2	2		
Free Flow Speed (mph)	70	70	70	70	70	70	70	70	70	70	70	70	70	70	70	70	70		
Segment demand (vph)	2,908	2,908	2,908	2,908	2,908	2,908	2,908	1,979	1,979	2,305	2,305	2,305	1,802	1,802	1,239	1,424	1,424		
On-Ramp demand (vph)	461									326						185			
Off-Ramp demand (vph)							929					503		563					
Ramp-to-Ramp demand (vph)																			
Travel time per vehicle (min)	0.31	0.22	0.48	1.16	0.48	0.18	0.31	0.10	0.40	0.23	0.12	0.15	0.10	0.19	0.10	0.29	0.51	68.95	
VMTD Veh-miles (Demand)	826	496	1,102	2,666	1,102	408	826	197	750	509	249	327	174	287	129	405	728	188,389	
VMTV Veh-miles (Volume)	826	496	1,102	2,666	1,102	408	826	197	750	509	249	327	174	287	129	405	728	187,587	
VHT travel (hrs)	14.83	10.46	23.24	56.24	23.24	8.60	15.10	3.44	13.11	8.83	4.56	5.88	3.00	5.67	2.13	6.95	12.14	4,117.56	
VHD delay (hrs)	3.02	3.38	7.50	18.16	7.50	2.78	3.30	0.63	2.40	1.56	1.01	1.21	0.51	1.57	0.29	1.17	1.74	1,358.81	
Space mean speed (mph)	56	47	47	47	47	47	55	57	57	58	55	56	58	51	61	58	60	46	
Segment density (veh/mi/lane)	22	31	31	31	31	31	14	17	17	15	21	19	16	13	10	9	12	30	
Segment density (pc/mi/lane)	25	35	35	35	35	35	16	20	20	17	24	22	18	15	12	10	14	34	
Tolled Express Lane	GP	GP	GP	GP	GP	GP	GP	GP	GP	GP	GP	GP	GP	GP	GP	GP	GP	GP	TEL
Space mean speed (mph)	56	47	47	47	47	47	55	57	57	58	55	56	58	51	61	58	60	61	
Travel time per vehicle (min)	0.31	0.22	0.48	1.16	0.48	0.18	0.31	0.10	0.40	0.23	0.12	0.15	0.10	0.19	0.10	0.29	0.51	62.81	
Volume (vph)	-	-	-	-	-	-	-	-	-	-	-	-	-	-	-	-	-	-	6.14
Level of Service (LOS)																			

SEGMENT	1	2	3	4	5	6	7	8	9	10	11	12	13	14	15	16	17	18	19	20	21	22	23	24	25	26	27	28	
Segment Length (ft)	2,700	1,500	1,865	1,100	2,530	715	750	1,835	750	2,900	1,045	1,735	1,010	2,190	3,100	95	800	1,500	1,575	1,500	1,400	3,000	1,315	1,500	2,095	750	1,390	750	
Number of lanes	4	4	3	3	4	3	3	3	3	4	3	3	3	3	4	3	4	3	3	3	3	4	3	3	3	3	3	3	
Free Flow Speed (mph)	60	60	60	60	60	60	60	60	60	60	60	60	60	60	60	60	60	60	65	65	65	65	65	65	65	65	65	65	
Segment demand (vph)	7,539	7,539	5,994	6,650	8,397	6,695	6,695	5,520	6,457	8,159	6,554	5,071	6,059	6,059	7,663	6,215	6,215	6,215	5,062	6,289	6,289	7,737	6,371	6,371	5,124	5,971	5,971	5,971	
On-Ramp demand (vph)		1,545			1,702			1,175		1,605	1,483				1,448			1,153				1,366		1,247				1,019	
Off-Ramp demand (vph)				656	1,747					937	1,702		988		1,604					1,227		1,448				847			
Ramp-to-Ramp demand (vph)					1,413					1,459					1,319							1,220							
Travel time per vehicle (min)	0.76	0.29	0.52	0.24	0.75	0.20	0.17	0.69	0.19	1.16	0.26	0.58	0.24	0.76	0.74	0.03	0.20	0.35	0.37	0.31	0.52	0.86	0.47	0.33	0.48	0.16	0.31	0.17	
VMTD Veh-miles (Demand)	3,855	2,142	2,117	1,385	4,024	907	951	1,918	917	4,481	1,297	1,666	1,159	2,513	4,499	112	942	1,766	1,510	1,787	1,668	4,396	1,587	1,810	2,033	848	1,572	848	
VMTV Veh-miles (Volume)	3,158	1,755	1,636	1,067	3,101	731	767	1,562	758	3,709	1,068	1,462	1,027	2,230	4,003	97	818	1,534	1,305	1,564	1,459	3,858	1,359	1,550	1,791	750	1,390	750	
VHT travel (hrs)	77.95	29.88	40.35	20.71	80.55	17.66	15.42	51.46	17.10	130.65	23.41	43.19	21.06	68.00	83.58	2.99	18.32	31.15	27.23	28.88	47.32	97.15	43.16	30.26	35.93	13.81	27.26	14.71	
VHD delay (hrs)	25.31	0.63	13.09	2.94	466.15	5.47	186.41	25.43	4.47	139.23	423.36	18.83	3.94	30.84	16.86	1.37	4.68	57.74	7.16	4.83	24.87	37.79	22.25	329.96	8.38	2.26	5.87	3.17	
Space mean speed (mph)	41	59	41	51	38	41	50	30	44	28	46	34	49	33	48	32	45	49	48	54	31	40	31	51	50	54	51	51	
Segment density (veh/mi/lane)	38	26	38	33	53	43	36	49	40	59	39	44	37	55	35	55	30	37	30	34	59	43	58	36	30	32	35	35	
Segment density (pc/mi/lane)	44	30	44	38	60	50	42	57	46	68	45	50	42	63	41	64	35	42	35	39	68	49	66	41	35	37	40	40	
Tolled Express Lane	TEL				TEL-W					TEL-W					TEL-W						TEL-W								
Space mean speed (mph)	41	60	60	56	38	60	60	60	51	28	60	60	60	60	48	60	60	60	65	65	62	40	65	65	65	65	65	65	
Travel time per vehicle (min)	0.76	0.28	0.35	0.22	0.75	0.14	0.14	0.35	0.17	1.16	0.20	0.33	0.19	0.42	0.74	0.02	0.15	0.28	0.28	0.26	0.26	0.86	0.23	0.26	0.37	0.13	0.24	0.13	
Volume (vph)	1,747	1,747	1,747	1,747	1,413	1,702	1,702	1,702	1,702	1,459	1,605	1,605	1,605	1,605	1,319	1,449	1,449	1,449	1,449	1,449	1,449	1,220	1,366	1,366	1,366	1,366	1,366	1,366	
Level of Service (LOS)	E	D	D	D	E	D	D	D	D	F	D	D	D	D	D	C	C	C	C	C	C	D	C	C	C	C	C	C	

6:45 AM	E	D	F	F	F	F	F	E	F	F	F	D	D	F	F	F	D	C	D	F	F	E	F	F	E	E	E	D
7:00 AM	F	F	F	F	F	F	F	F	F	F	F	E	F	F	F	F	D	F	E	F	F	F	F	F	E	F	F	F
7:15 AM	E	D	E	F	F	F	F	E	F	F	F	E	D	F	D	F	D	F	D	F	F	F	F	D	E	E	D	D
7:30 AM	E	F	F	F	F	F	F	F	F	F	F	D	F	F	F	F	D	F	E	F	F	F	F	D	F	F	F	F
7:45 AM	E	F	F	F	F	F	F	F	F	F	F	F	F	F	F	F	D	F	E	F	F	F	F	F	E	F	F	F
8:00 AM	E	F	F	F	F	F	F	F	F	F	F	F	F	F	F	F	D	F	D	F	F	F	F	D	F	F	F	F
8:15 AM	E	F	F	F	F	F	F	F	F	F	F	F	F	F	F	F	D	F	F	F	F	F	F	F	F	F	F	F
8:30 AM	E	D	F	F	F	F	F	F	F	F	F	F	F	F	F	F	D	F	F	F	F	F	F	F	F	F	F	F



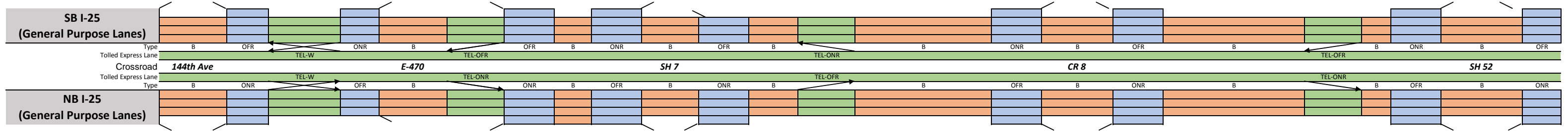
6:45 AM	C	C	C	C	C	B	C	C	C	C	B	C	C	E	C	E	C	B	C	D	D	E	D	E	D	D	D	D
7:00 AM	D	C	D	C	D	C	B	D	D	D	C	D	D	F	D	F	D	B	D	D	D	F	D	E	D	D	D	D
7:15 AM	C	C	C	C	D	C	B	C	C	D	B	D	C	E	D	E	C	B	C	D	E	C	F	E	D	C	D	D
7:30 AM	D	C	D	C	D	C	B	D	C	E	C	D	D	E	E	F	D	B	D	D	F	E	E	E	D	D	D	D
7:45 AM	D	C	D	D	E	D	B	D	D	E	C	D	D	F	E	F	D	B	D	D	F	E	E	E	D	D	D	D
8:00 AM	D	C	E	D	E	D	C	E	D	E	C	E	D	F	E	F	D	B	D	D	F	E	F	F	E	D	E	E
8:15 AM	D	C	E	D	E	D	B	E	D	E	C	E	D	F	D	F	D	B	E	D	F	E	F	E	E	D	D	D
8:30 AM	D	D	E	D	E	D	C	E	D	E	C	E	D	F	D	F	D	B	E	D	F	D	E	E	E	D	D	D

SEGMENT	1	2	3	4	5	6	7	8	9	10	11	12	13	14	15	16	17	18	19	20	21	22	23	24	25	26	27	28	
Segment Length (ft)	2,700	1,100	1,875	750	2,200	170	1,500	2,180	1,350	2,450	995	1,700	1,500	1,765	3,000	310	715	1,500	1,525	1,500	1,400	3,000	1,380	1,500	2,040	1,015	1,070	745	
Number of lanes	4	4	3	3	4	4	3	3	3	4	3	3	3	3	4	3	4	3	3	3	3	4	3	3	3	3	3	3	
Free Flow Speed (mph)	60	60	60	60	60	60	60	60	60	60	60	60	60	60	60	60	60	60	65	65	65	65	65	65	65	65	65	65	
Segment demand (vph)	4,722	4,722	3,816	4,426	5,660	4,367	4,367	3,738	4,459	5,752	4,447	3,851	4,678	4,678	5,983	4,830	4,830	4,830	3,828	4,870	4,870	6,023	5,314	5,314	4,320	4,987	4,987	4,987	
On-Ramp demand (vph)				610	1,234				721	1,293			827		1,305					1,042		1,153				667			
Off-Ramp demand (vph)		906			1,293		629			1,305	596				1,153			1,002				709		994				1,048	
Ramp-to-Ramp demand (vph)					1,151					1,186					1,056							567							
Travel time per vehicle (min)	0.65	0.21	0.47	0.17	0.56	0.04	0.33	0.54	0.31	0.63	0.22	0.43	0.35	0.51	0.79	0.09	0.17	0.33	0.36	0.33	0.40	0.70	0.47	0.31	0.51	0.22	0.24	0.16	
VMTD Veh-miles (Demand)	2,415	984	1,355	629	2,358	141	1,241	1,543	1,140	2,669	838	1,240	1,329	1,564	3,399	284	654	1,372	1,106	1,384	1,291	3,422	1,389	1,510	1,669	959	1,011	704	
VMTV Veh-miles (Volume)	2,415	984	1,355	629	2,358	141	1,241	1,543	1,140	2,669	838	1,240	1,329	1,564	3,399	284	654	1,372	1,106	1,384	1,291	3,418	1,387	1,507	1,666	957	1,009	703	
VHT travel (hrs)	51.54	16.56	30.10	12.78	53.05	2.93	23.99	33.79	23.05	60.16	16.20	27.36	26.98	39.38	78.76	7.41	13.98	26.79	22.66	26.61	32.68	70.55	41.53	27.72	36.92	18.52	19.53	12.96	
VHD delay (hrs)	11.30	0.17	7.52	2.30	13.74	0.58	3.31	8.07	4.05	15.68	2.23	6.70	4.83	13.31	22.10	2.68	3.08	3.92	5.65	5.32	12.81	17.97	20.19	4.53	11.28	3.80	4.00	2.15	
Space mean speed (mph)	47	59	45	49	44	48	52	46	49	44	52	45	49	40	43	38	47	51	49	52	40	48	33	54	45	52	52	54	
Segment density (veh/mi/lane)	25	20	28	30	31	23	28	27	30	32	29	28	32	39	34	42	26	31	26	31	41	31	53	33	32	32	31	31	
Segment density (pc/mi/lane)	29	23	32	34	36	26	32	31	35	36	33	33	36	45	39	48	30	36	30	36	47	35	61	37	37	37	35	35	
Tolled Express Lane	TEL				TEL-W					TEL-W					TEL-W						TEL-W								
Space mean speed (mph)	47	58	60	60	44	48	59	60	60	44	57	60	60	60	43	50	57	60	65	65	65	48	63	65	65	65	65	65	
Travel time per vehicle (min)	0.65	0.22	0.36	0.14	0.56	0.04	0.29	0.41	0.26	0.63	0.20	0.32	0.28	0.33	0.79	0.07	0.14	0.29	0.27	0.26	0.24	0.70	0.25	0.26	0.36	0.18	0.19	0.13	
Volume (vph)	1																												

SEGMENT	29	30	31	32	33	34	35	36	37	38	39	40	41	42	43	44	45	46	47	48	49	50	51		
Segment Length (ft)	2,720	1,280	3,000	1,280	3,650	2,000	750	685	750	2,535	1,500	520	2,000		7,390	1,500	2,750	1,500		7,610	2,000	295	1,500	3,030	1,500
Number of lanes	3	3	4	3	3	4	3	3	3	3	3	3	4		3	3	3	3		3	4	3	3	3	3
Free Flow Speed (mph)	65	65	65	65	70	70	70	70	70	70	70	70	70		70	70	70	70		70	70	70	70	70	70
Segment demand (vph)	4,952	5,712	7,077	6,455	5,345	5,967	5,879	5,879	5,879	4,798	6,461	6,461	6,894		6,261	6,261	5,317	5,724		5,724	6,351	5,861	5,861	4,502	4,859
On-Ramp demand (vph)			622	1,110			433			1,081											490			1,359	
Off-Ramp demand (vph)		760	1,365				622	345				1,663									631				357
Ramp-to-Ramp demand (vph)			594				433						433								490				
Travel time per vehicle (min)	0.67	0.26	0.80	0.29	1.93	1.19	0.21	0.23	0.19	0.55	0.30	0.21	1.18		2.49	0.49	1.65	0.73		3.60	0.43	0.12	0.32	0.76	0.29
VMTD Veh-miles (Demand)	2,551	1,385	4,021	1,565	3,695	2,260	835	763	835	2,304	1,836	636	2,611		8,763	1,779	2,769	1,626		8,250	2,406	327	1,665	2,584	1,380
VMTV Veh-miles (Volume)	2,196	1,200	3,488	1,338	3,178	1,970	738	676	743	1,999	1,601	555	2,279		7,540	1,530	2,321	1,370		6,960	2,305	313	1,589	2,573	1,375
VHT travel (hrs)	47.73	21.84	81.51	26.28	147.78	103.06	18.47	20.04	16.57	38.22	28.23	19.44	118.38		223.38	44.10	122.70	58.38		290.02	43.40	11.55	29.63	56.46	23.31
VHD delay (hrs)	13.94	3.38	27.85	82.27	102.37	74.92	7.93	10.38	6.50	9.66	5.36	11.51	85.82		115.67	38.79	89.54	38.81		190.60	10.47	7.09	162.71	19.71	3.67
Space mean speed (mph)	46	55	43	51	22	19	40	34	45	52	57	29	19		34	35	19	23		24	53	27	54	46	59
Segment density (veh/mi/lane)	31	30	41	36	71	68	43	51	39	27	33	66	78		53	52	79	68		67	30	69	35	33	27
Segment density (pc/mi/lane)	36	35	47	42	82	78	50	59	45	31	38	76	90		61	60	90	79		77	34	80	40	38	32

Tolled Express Lane	TEL-W					TEL-OR					TEL-ONR					TEL-OFR										
Space mean speed (mph)	65	62	43	66	70	19	70	70	70	70	68	48	19	70	70	70	70	70	70	70	53	70	70	70	70	69
Travel time per vehicle (min)	0.48	0.23	0.80	0.22	0.59	1.19	0.12	0.11	0.12	0.41	0.25	0.12	1.18	1.20	0.24	0.45	0.24	0.45	0.24	1.24	0.43	0.05	0.24	0.49	0.25	
Volume (vph)	1,366	1,366	594	622	622	433	433	433	433	433	433	433	433	633	633	633	633	633	633	633	490	491	491	491	491	
Level of Service (LOS)	C	C	B	A	A	C	A	A	A	A	A	A	C	A	A	A	A	A	A	A	A	A	A	A	A	

6:45 AM	D	D	E	F	E	D	D	F	D	D	F	F	F	F	F	F	F	D	F	D	D	D	C		
7:00 AM	E	F	F	F	E	D	F	F	F	D	F	F	F	F	F	F	F	F	F	F	D	F	F	E	C
7:15 AM	D	D	F	F	F	C	F	F	F	D	F	F	F	F	F	F	F	F	F	F	D	F	F	E	C
7:30 AM	E	F	F	F	F	F	F	F	F	D	F	F	F	F	F	F	F	F	F	F	D	F	F	E	C
7:45 AM	E	F	F	F	F	F	F	F	F	D	F	F	F	F	F	F	F	F	F	F	D	F	F	E	C
8:00 AM	E	F	F	F	F	F	F	F	F	C	F	F	F	F	F	F	F	F	F	F	D	F	F	E	C
8:15 AM	C	D	E	F	F	F	F	F	F	E	F	F	F	F	F	F	F	F	F	F	D	F	D	D	C
8:30 AM	D	D	E	F	F	F	F	F	F	E	F	F	F	F	F	F	F	F	F	F	D	F	D	D	C



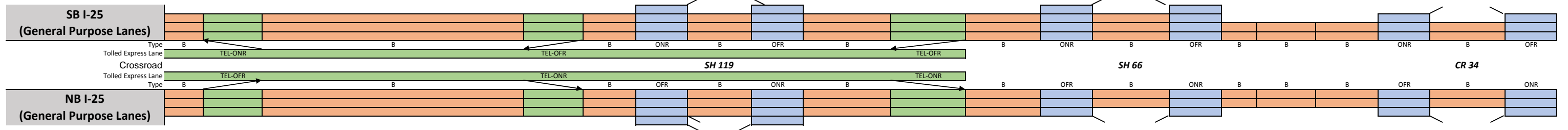
6:45 AM	C	C	C	D	D	C	D	D	C	C	E	C	D	C	C	B	D	D	C	D	C	C	C	B
7:00 AM	D	C	C	D	E	C	D	D	D	D	C	C	D	C	D	C	D	D	C	C	D	C	C	B
7:15 AM	D	C	C	D	D	B	D	D	D	D	C	E	C	D	C	D	C	D	D	C	D	C	C	B
7:30 AM	D	C	C	D	E	C	D	D	D	E	C	F	D	E	C	D	C	E	E	C	E	D	C	B
7:45 AM	D	C	C	D	E	D	F	D	D	F	C	D	D	E	C	D	C	D	D	C	D	C	C	B
8:00 AM	D	C	C	D	D	C	D	D	D	D	C	E	C	D	C	C	C	D	D	D	C	D	C	B
8:15 AM	D	C	C	D	D	C	D	D	C	D	C	F	D	E	C	D	C	D	D	D	C	D	C	B
8:30 AM	D	C	C	D	D	C	D	D	C	D	C	E	C	D	C	C	B	D	D	C	C	D	C	B

SEGMENT	29	30	31	32	33	34	35	36	37	38	39	40	41	42	43	44	45	46	47	48	49	50	51		
Segment Length (ft)	2,714	935	2,976	750	2,725	2,000	1,500	645	1,500	2,005	1,500	1,470	2,000		7,240	1,500	2,955	1,500		7,555	2,000	155	1,500	3,580	750
Number of lanes	3	3	4	3	3	4	3	4	3	3	3	3	4		3	3	3	3		3	4	3	3	3	3
Free Flow Speed (mph)	65	65	65	65	70	70	70	70	70	70	70	70	70		70	70	70	70		70	70	70	70	70	70
Segment demand (vph)	3,939	4,549	5,258	4,704	4,335	4,891	5,523	5,523	5,523	4,150	4,987	4,987	5,114		4,472	4,472	3,812	4,289		4,289	4,932	4,367	4,367	3,438	3,834
On-Ramp demand (vph)		610	709			556	760				837		127								643				396
Off-Ramp demand (vph)			554	369		128			1,373				642		660						565			929	
Ramp-to-Ramp demand (vph)			534			128							127								565				
Travel time per vehicle (min)	0.64	0.20	0.56	0.15	0.64	0.38	0.32	0.15	0.30	0.46	0.30	0.42	0.44		1.77	0.29	0.64	0.30		1.77	0.41	0.04	0.29	0.74	0.15
VMTD Veh-miles (Demand)	2,025	806	2,964	668	2,237	1,853	1,569	675	1,569	1,576	1,417	1,388	1,937		6,132	1,270	2,133	1,218		6,137	1,868	128	1,241	2,331	545
VMTV Veh-miles (Volume)	2,022	805	2,961	668	2,235	1,851	1,568	674	1,568	1,575	1,416	1,388	1,936		6,129	1,270	2,132	1,218		6,137	1,868	128	1,241	2,331	545
VHT travel (hrs)	41.76	15.18	49.35	12.04	46.22	30.85	29.76	13.43	27.62	31.56	25.31	34.96	37.37		131.54	21.67	40.47	21.20		126.31	33.59	2.68	21.35	42.30	9.28
VHD delay (hrs)	10.65	2.80	3.80	1.77	14.29	4.41	7.36	3.80	5.22	9.06	5.08	15.13	9.71		43.99	3.53	10.01	3.80		38.63	6.90	0.85	3.63	9.00	1.50
Space mean speed (mph)	48	53	60	55	48	60	53	50	57	50	56	40	52		47	59	53	57		49	56	48	58	55	59
Segment density (veh/mi/lane)	27	29	22	28	30	20	36	27	32	28	30	42	25		32	25	24	25		29	22	30	25	21	22
Segment density (pc/mi/lane)	31	33	25	32	34	23	41	32	37	32	34	48	28		37	29	28	29		34	25	35	29	24	25

Tolled Express Lane	TEL-W					TEL-ONR					TEL-OFR					TEL-ONR									
Space mean speed (mph)	65	65	60	64	70	60	69	70	70	70	70	70	52		70	70	70	70		70	56	59	69	70	70
Travel time per vehicle (min)	0.47	0.16	0.56	0.13	0.44	0.38	0.25	0.11	0.24	0.33	0.24	0.24	0.44		1.18	0.24	0.48	0.24		1.23	0.41	0.03	0.25	0.58	0.12
Volume (vph)	709	709	534	554	554	128	128	128	128	128	128	128	127		643	643	643	643		643	565	565	565	565	565
Level of Service (LOS)	A	A	A	A	A	A	A	A	A	A	A	A	A	A	A	A	A	A	A	A	A	A	A	A	A

SEGMENT	52	53	54	55	56	57	58	59	60	61	62	63	64	65	66	67	68	69	70	71		
Segment Length (ft)	400	2,000		14,995	2,000	745	750	4,315	1,500	3,500	3,000	3,240	1,500	2,995	1,500	490	2,000	2,280	1,500	2,995	1,500	
Number of lanes	3	4		3	4	3	3	3	3	3	4	3	3	3	3	2	2	2	2	2	2	
Free Flow Speed (mph)	70	70		70	70	70	70	70	70	70	70	70	70	70	70	70	70	70	70	70	70	
Segment demand (vph)	4,859	5,350		4,847	5,351	5,021	5,021	3,036	3,994	3,994	4,323	4,319	4,319	3,286	3,796	3,796	3,796	3,796	3,796	2,920	3,172	
On-Ramp demand (vph)		503			330			1,985				4	1,033							876		
Off-Ramp demand (vph)		491			504				958			329			510							
Ramp-to-Ramp demand (vph)		491			330																252	
Travel time per vehicle (min)	0.11	0.41		4.15	0.42	0.22	0.16	0.86	0.29	0.78	0.62	0.75	0.30	0.61	0.29	0.20	0.80	0.91	0.33	1.35	0.30	
VMTD Veh-miles (Demand)	368	2,027		13,765	2,027	708	713	2,481	1,135	2,648	2,456	2,650	1,227	1,864	1,078	352	1,438	1,639	1,078	1,656	901	
VMTV Veh-miles (Volume)	367	2,018		13,703	2,018	705	710	2,461	1,126	2,627	2,437	2,629	1,217	1,845	1,067	349	1,423	1,622	1,067	1,634	901	
VHT travel (hrs)	8.97	36.34		333.62	37.25	18.35	13.30	43.35	19.38	51.74	44.54	53.82	21.37	32.85	18.08	12.21	49.85	56.83	20.58	65.01	15.89	
VHD delay (hrs)	3.74	7.50		137.86	8.43	8.28	4.02	8.19	3.30	14.21	9.73	16.25	3.98	6.50	2.84	7.23	29.52	33.65	12.67	41.67	3.01	
Space mean speed (mph)	41	56		41	54	38	53	57	58	51	55	49	57	56	59	29	29	29	29	52	25	
Segment density (veh/mi/lane)	39	24		39	24	43	31	18	23	26	20	29	25	19	21	66	66	66	29	57	27	
Segment density (pc/mi/lane)	46	28		45	28	50	36	21	26	30	22	34	29	22	24	76	76	76	33	66	31	
Tolled Express Lane	TEL-ONR		TEL-OFR							TEL-OFR			GP	GP	GP	GP	GP	GP	GP	GP	GP	GP
Space mean speed (mph)	62	56		70	54	70	70	70	70	70	55	49	57	56	59	29	29	29	29	52	25	
Travel time per vehicle (min)	0.07	0.41		2.43	0.42	0.12	0.12	0.70	0.24	0.57	0.62	0.75	0.30	0.61	0.29	0.20	0.80	0.91	0.33	1.35	0.30	
Volume (vph)	491	491		503	330	329	329	329	329	329	-	-	-	-	-	-	-	-	-	-	-	
Level of Service (LOS)	A	A		A	A	A	A	A	A	A												

6:45 AM	E	C		E	C	D	B	C	C	B	D	C	B	B	E	E	E	C	C	C
7:00 AM	E	C		E	D	D	C	C	D	C	D	C	C	C	F	F	F	D	E	D
7:15 AM	F	D		F	D	D	C	C	D	C	D	C	C	C	F	F	F	F	F	D
7:30 AM	E	C		E	D	D	C	C	D	C	D	C	C	C	F	F	F	F	F	E
7:45 AM	F	C		F	D	D	C	C	D	C	E	C	C	C	F	F	F	D	F	C
8:00 AM	E	C		E	C	F	D	C	D	C	D	C	C	C	F	F	F	D	F	D
8:15 AM	E	C		E	C	E	D	C	D	C	B	C	C	C	F	F	F	D	D	C
8:30 AM	D	C		D	C	D	C	B	C	C	B	C	B	B	E	E	E	C	C	C

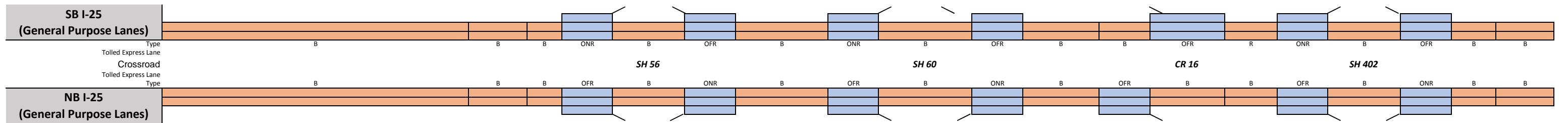


6:45 AM	C	B		C	B	C	B	B	C	B	C	C	E	D	F	F	F	D	E	D
7:00 AM	C	C		C	D	D	B	C	C	C	D	C	F	F	F	F	F	F	F	F
7:15 AM	D	C		D	C	D	B	C	C	C	D	F	F	F	F	F	F	F	F	F
7:30 AM	D	C		D	C	D	B	C	C	D	B	F	F	F	F	F	F	F	F	F
7:45 AM	D	C		D	C	D	B	C	C	C	D	F	F	F	F	F	F	F	F	F
8:00 AM	C	C		C	D	D	B	C	B	C	F	F	F	F	F	F	F	F	F	D
8:15 AM	D	C		D	C	D	B	C	C	D	F	F	F	F	F	F	F	F	F	F
8:30 AM	C	C		C	D	D	B	C	B	C	F	F	F	F	F	F	F	F	F	D

SEGMENT	52	53	54	55	56	57	58	59	60	61	62	63	64	65	66	67	68	69	70	71	
Segment Length (ft)	735	2,000		15,000	2,000	1,635	1,500	2,325	1,500	3,850	3,000	3,040	1,500	3,185	1,500	500	2,000	2,245	1,500	3,035	1,500
Number of lanes	3	4		3	4	3	3	3	3	3	4	3	3	2	2	2	2	2	2	2	2
Free Flow Speed (mph)	70	70		70	70	70	70	70	70	70	70	70	70	70	70	70	70	70	70	70	70
Segment demand (vph)	3,834	4,397		3,823	4,397	3,966	3,966	2,990	3,687	3,687	4,118	4,118	4,118	3,497	4,056	4,056	4,056	4,056	4,056	3,738	3,893
On-Ramp demand (vph)		563			574			697			431				559						155
Off-Ramp demand (vph)		574			431			976				621									318
Ramp-to-Ramp demand (vph)		563			431																
Travel time per vehicle (min)	0.16	0.40		3.24	0.41	0.36	0.29	0.46	0.29	0.82	0.96	1.83	1.14	1.59	0.32	0.18	0.73	0.82	0.30	0.88	0.33
VMTD Veh-miles (Demand)	534	1,666		10,861	1,666	1,228	1,127	1,317	1,047	2,688	2,340	2,371	1,170	2,109	1,152	384	1,536	1,725	1,152	2,149	1,106
VMTV Veh-miles (Volume)	534	1,666		10,861	1,666	1,228	1,127	1,317	1,047	2,688	2,285	2,240	1,091	1,961	1,082	361	1,443	1,620	1,082	2,020	1,042
VHT travel (hrs)	10.17	29.26		206.57	29.86	23.85	19.38	22.98	18.09	50.18	64.16	118.84	73.24	86.23	20.57	11.54	46.15	51.81	19.29	51.53	19.87
VHD delay (hrs)	2.54	5.46		51.42	6.07	6.31	3.28	4.17	3.13	11.77	31.53	86.84	57.66	58.22	5.11	6.38	25.54	28.67	3.83	22.67	4.98
Space mean speed (mph)	52	57		53	56	51	58	57	58	54	36	19	15	23	53	31	31	31	31	39	52
Segment density (veh/mi/lane)	24	19		24	19	26	23	17	21	23	28	69	86	71	27	61	61	61	32	45	29
Segment density (pc/mi/lane)	28	22		28	22	30	26	20	24	26	32	78	97	81	31	69	69	69	36	51	33
Tolled Express Lane	TEL-OFR		TEL-ONR							TEL-ONR			GP	GP	GP	GP	GP	GP	GP	GP	GP
Space mean speed (mph)	70	57		70	56	69	70	70	70	70	36	19	15	23	53	31	31	31	31	39	52
Travel time per vehicle (min)	0.12	0.40		2.44	0.41	0.27	0.24	0.38	0.24	0.63	0.96	1.83	1.14	1.59	0.32	0.18	0.73	0.82	0.30	0.88	0.33
Volume (vph)	565	563		575	431	431	431	431	431	431	-	-	-	-	-	-	-	-	-	-	-
Level of Service (LOS)	A	A		A	A	A	A	A	A	A											

SEGMENT	72	73	74	75	76	77	78	79	80	81	82	83	84	85	86	87	88	89	90
Segment Length (ft)	18,155	2,000	425	1,500	3,020	1,500	4,340	1,500	3,245	1,500	5,790	3,075	750	895	1,165	2,870	750	705	2,000
Number of lanes	2	2	2	2	2	2	2	2	2	2	2	2	2	2	2	2	2	2	2
Free Flow Speed (mph)	70	70	70	70	70	70	70	70	70	70	70	70	70	70	70	70	70	70	70
Segment demand (vph)	3,172	3,176	3,176	3,176	2,959	3,527	3,527	3,527	2,884	3,441	3,441	3,441	3,716	3,716	3,716	2,935	3,526	3,526	3,526
On-Ramp demand (vph)				217				643							781				
Off-Ramp demand (vph)						568				557			275				591		
Ramp-to-Ramp demand (vph)																			
Travel time per vehicle (min)	4.81	0.53	0.11	0.32	0.73	0.31	1.42	0.32	0.76	0.31	1.75	0.93	0.15	0.19	0.25	0.60	0.15	0.23	0.65
VMTD Veh-miles (Demand)	10,907	1,203	256	902	1,692	1,002	2,899	1,002	1,772	978	3,773	2,004	528	630	820	1,595	501	471	1,336
VMTV Veh-miles (Volume)	10,907	1,202	255	901	1,691	1,001	2,896	1,001	1,770	976	3,768	2,001	527	629	819	1,593	501	471	1,336
VHT travel (hrs)	254.09	27.97	5.94	16.76	36.06	18.03	83.28	18.75	36.59	17.58	100.30	53.27	9.39	11.96	15.57	29.38	9.03	13.51	38.33
VHD delay (hrs)	98.28	10.80	2.29	3.89	11.91	3.73	41.91	4.45	11.30	3.63	46.46	24.67	1.86	2.98	3.88	6.63	1.88	6.79	19.25
Space mean speed (mph)	43	43	43	54	47	56	35	53	48	56	38	38	56	53	53	54	55	35	35
Segment density (veh/mi/lane)	37	37	37	27	32	28	51	26	30	29	46	46	31	37	27	27	30	51	51
Segment density (pc/mi/lane)	42	42	42	31	36	32	58	30	34	33	53	53	35	43	31	31	34	58	58
Tolled Express Lane	GP	GP	GP	GP	GP	GP	GP	GP	GP	GP	GP	GP	GP	GP	GP	GP	GP	GP	GP
Space mean speed (mph)	43	43	43	54	47	56	35	53	48	56	38	38	56	53	53	54	55	35	35
Travel time per vehicle (min)	4.81	0.53	0.11	0.32	0.73	0.31	1.42	0.32	0.76	0.31	1.75	0.93	0.15	0.19	0.25	0.60	0.15	0.23	0.65
Volume (vph)	-	-	-	-	-	-	-	-	-	-	-	-	-	-	-	-	-	-	-
Level of Service (LOS)																			

6:45 AM	C	C	C	C	C	C	D	C	C	D	E	E	D	D	C	D	D	E	E
7:00 AM	E	E	E	D	E	D	F	D	D	D	F	F	D	D	D	D	D	F	F
7:15 AM	F	F	F	D	E	D	F	D	D	D	F	F	F	F	F	D	D	F	F
7:30 AM	F	F	F	D	E	D	F	D	D	D	F	F	E	E	D	D	D	F	F
7:45 AM	D	E	E	D	D	D	F	D	D	D	F	F	D	D	D	C	D	F	F
8:00 AM	E	E	E	D	D	D	F	D	E	D	F	F	F	F	F	D	E	F	F
8:15 AM	D	D	D	C	D	C	E	C	D	D	E	E	D	D	D	C	D	E	E
8:30 AM	D	D	D	C	C	C	E	C	D	C	E	E	D	D	C	D	D	E	E

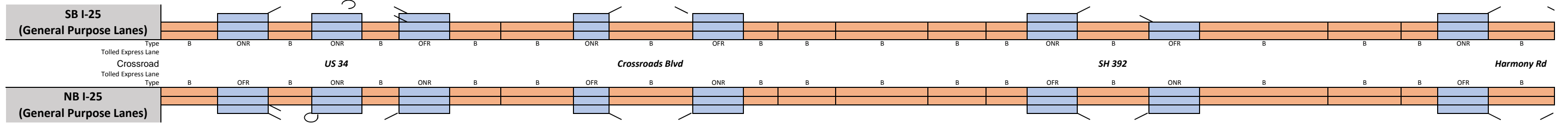


6:45 AM	F	F	F	D	D	F	F	F	F	F	F	F	F	F	F	F	D	D	F	F
7:00 AM	F	F	F	F	F	F	F	F	F	F	F	F	F	F	F	F	D	D	F	F
7:15 AM	F	F	F	F	F	F	F	F	F	F	F	F	F	F	F	F	D	F	F	F
7:30 AM	F	F	F	F	F	F	F	F	F	F	F	F	F	F	F	F	D	F	F	F
7:45 AM	F	F	F	F	F	F	F	F	F	F	F	F	F	F	F	F	C	F	F	F
8:00 AM	F	F	F	F	F	F	F	F	F	F	F	F	F	F	F	F	C	E	E	F
8:15 AM	F	F	F	F	F	F	F	F	F	F	F	F	F	F	F	F	D	F	F	F
8:30 AM	F	F	F	F	F	F	F	F	F	F	F	F	F	F	F	F	D	D	F	F

SEGMENT	72	73	74	75	76	77	78	79	80	81	82	83	84	85	86	87	88	89	90
Segment Length (ft)	18,150	2,000	500	1,500	2,890	1,500	4,225	1,500	4,255	1,500	3,160	1,500	3,095	1,610	1,500	2,930	1,500	1,095	2,000
Number of lanes	2	2	2	2	2	2	2	2	2	2	2	2	2	2	2	2	2	2	2
Free Flow Speed (mph)	70	70	70	70	70	70	70	70	70	70	70	70	70	70	70	70	70	70	70
Segment demand (vph)	3,893	3,893	3,893	3,893	3,695	4,255	4,255	4,255	3,749	4,459	4,459	4,459	4,127	4,127	4,127	3,310	4,011	4,011	4,011
On-Ramp demand (vph)						560				710									
Off-Ramp demand (vph)				198				506				332			817				
Ramp-to-Ramp demand (vph)																			
Travel time per vehicle (min)	9.74	1.12	0.27	0.84	1.91	0.58	1.67	0.60	2.38	0.33	1.26	0.30	0.97	0.51	0.31	0.58	0.34	0.34	0.59
VMTD Veh-miles (Demand)	13,382	1,475	369	1,106	2,022	1,209	3,405	1,209	3,021	1,267	2,669	1,267	2,419	1,258	1,172	1,837	1,139	832	1,519
VMTV Veh-miles (Volume)	10,655	1,171	293	877	1,599	988	2,771	983	2,455	1,067	2,248	1,067	2,051	1,067	994	1,536	986	719	1,314
VHT travel (hrs)	503.06	57.59	13.86	43.14	93.09	33.39	96.33	34.54	120.86	20.57	78.76	19.00	56.64	29.47	18.02	26.94	19.83	19.57	34.20
VHD delay (hrs)	350.84	40.85	9.68	30.61	70.25	19.27	56.75	20.50	85.79	5.32	46.64	3.75	27.35	14.23	3.82	5.00	5.75	9.29	15.43
Space mean speed (mph)	21	20	21	20	17	30	29	28	20	52	29	56	36	36	55	57	50	37	38
Segment density (veh/mi/lane)	73	76	73	76	85	59	60	61	75	29	66	31	48	48	29	24	32	47	45
Segment density (pc/mi/lane)	84	87	84	87	98	68	69	70	86	33	76	36	56	56	34	27	37	54	52
Tolled Express Lane	GP	GP	GP	GP	GP	GP	GP	GP	GP	GP	GP	GP	GP	GP	GP	GP	GP	GP	GP
Space mean speed (mph)	21	20	21	20	17	30	29	28	20	52	29	56	36	36	55	57	50	37	38
Travel time per vehicle (min)	9.74	1.12	0.27	0.84	1.91	0.58	1.67	0.60	2.38	0.33	1.26	0.30	0.97	0.51	0.31	0.58	0.34	0.34	0.59
Volume (vph)	-	-	-	-	-	-	-	-	-	-	-	-	-	-	-	-	-	-	-
Level of Service (LOS)																			

SEGMENT	91	92	93	94	95	96	97	98	99	100	101	102	103	104	105	106	107	108	109	110	111	112	113	114	
Segment Length (ft)	2,640	1,500	405	755	1,250	1,500	1,435	3,000	1,500	3,480	1,500	700	2,000	4,255	2,000	460	1,500	3,240	1,500	6,730	3,000	455	1,500	3,025	
Number of lanes	2	2	2	2	2	2	2	2	2	2	2	2	2	2	2	2	2	2	2	2	2	2	2	2	
Free Flow Speed (mph)	70	70	70	70	70	70	70	70	70	70	70	70	70	70	70	70	70	70	70	70	70	70	70	70	
Segment demand (vph)	3,526	3,526	2,942	2,942	2,330	3,354	3,354	3,354	3,354	2,670	3,308	3,308	3,308	3,308	3,316	3,316	3,316	2,694	3,307	3,307	3,307	3,307	3,307	2,339	
On-Ramp demand (vph)		584		612						684							622						968		
Off-Ramp demand (vph)						1,024					638									613					
Ramp-to-Ramp demand (vph)																									
Travel time per vehicle (min)	0.86	0.32	0.10	0.16	0.26	0.31	0.42	0.88	0.32	0.77	0.31	0.20	0.58	1.23	0.50	0.11	0.31	0.68	0.31					1.66	
VMTD Veh-miles (Demand)	1,763	1,002	226	421	552	953	912	1,906	953	1,760	940	439	1,253	2,666	1,256	289	942	1,653	939					4,215	
VMTV Veh-miles (Volume)	1,763	1,002	226	421	552	953	912	1,906	953	1,760	940	439	1,253	2,666	1,256	289	942	1,653	939					4,215	
VHT travel (hrs)	50.60	18.72	4.81	7.71	10.15	17.48	23.45	49.02	17.71	34.47	16.99	11.14	31.83	67.72	27.59	6.35	17.14	30.64	16.96					91.48	
VHD delay (hrs)	25.42	4.41	1.59	1.70	2.27	3.87	10.43	21.80	4.10	9.33	3.56	4.88	13.93	29.63	9.64	2.22	3.68	7.02	3.53					31.27	
Space mean speed (mph)	35	54	47	55	54	55	39	39	54	51	55	39	39	39	46	46	55	54	55					46	
Segment density (veh/mi/lane)	51	26	31	23	21	22	43	43	26	26	26	42	42	42	36	36	24	25	30					36	
Segment density (pc/mi/lane)	58	30	36	27	25	25	50	50	30	30	30	48	48	48	40	40	27	27	34					40	
Tolled Express Lane	GP	GP	GP	GP	GP	GP	GP	GP	GP	GP	GP	GP	GP	GP	GP	GP	GP	GP	GP	GP	GP	GP	GP	GP	
Space mean speed (mph)	35	54	47	55	54	55	39	39	54	51	55	39	39	39	46	46	55	54	55					46	
Travel time per vehicle (min)	0.86	0.32	0.10	0.16	0.26	0.31	0.42	0.88	0.32	0.77	0.31	0.20	0.58	1.23	0.50	0.11	0.31	0.68	0.31					1.66	
Volume (vph)	-	-	-	-	-	-	-	-	-	-	-	-	-	-	-	-	-	-	-	-					-
Level of Service (LOS)																									

6:45 AM	E	C	D	C	B	B	D	D	C	C	C	E	E	E	D	D	C	C	D	D	D	D	C	B
7:00 AM	F	D	D	C	C	C	E	E	D	D	C	E	E	E	D	D	C	C	D	D	D	D	C	B
7:15 AM	F	D	D	C	C	C	E	E	C	D	C	D	D	D	D	C	C	D	D	D	D	D	C	B
7:30 AM	F	D	D	C	C	C	F	F	D	D	D	F	F	F	E	E	C	D	D	D	D	E	C	C
7:45 AM	F	D	E	C	C	C	F	F	D	D	D	F	F	F	F	F	D	D	D	E	E	E	C	C
8:00 AM	F	D	E	D	D	C	F	F	D	D	D	F	F	F	E	E	C	D	D	D	D	E	C	D
8:15 AM	E	C	D	C	C	C	E	E	D	D	D	F	F	F	E	E	C	D	D	D	D	E	C	C
8:30 AM	E	C	D	C	C	C	E	E	D	D	D	E	E	E	E	E	C	C	D	D	E	E	C	C

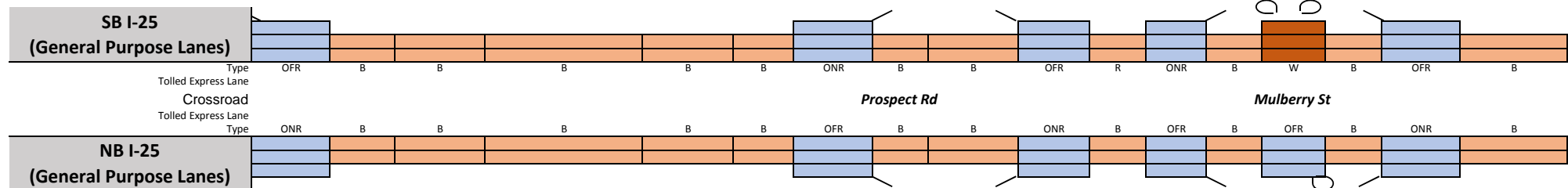


6:45 AM	F	C	D	C	E	F	F	F	F	D	C	F	F	F	F	F	D	D	D	F	F	F	D	C
7:00 AM	F	F	D	D	F	F	F	F	F	E	F	F	F	F	F	F	F	D	D	F	F	F	F	D
7:15 AM	F	F	C	F	F	F	F	F	F	E	F	F	F	F	F	F	F	F	F	F	F	F	F	D
7:30 AM	F	F	F	F	F	F	F	F	F	F	F	F	F	F	F	F	F	F	F	F	F	F	F	D
7:45 AM	F	F	F	F	F	F	F	F	F	D	F	F	F	F	F	F	F	F	F	F	F	F	F	D
8:00 AM	F	F	F	F	F	F	F	F	F	C	F	F	F	F	F	F	F	F	F	F	F	F	F	D
8:15 AM	F	F	F	F	F	F	F	F	F	E	F	F	F	F	F	F	F	F	F	F	F	F	F	D
8:30 AM	F	F	F	F	F	F	F	F	F	E	D	F	F	F	F	F	F	F	F	F	F	F	F	D

SEGMENT	91	92	93	94	95	96	97	98	99	100	101	102	103	104	105	106	107	108	109	110	111	112	113	114	
Segment Length (ft)	1,925	1,500	1,050	1,500	600	1,500	1,545	3,000	540	3,680	1,500	500	2,000	4,255	2,000	900	1,500	2,900	1,500	6,630	3,000	600	1,500	2,565	
Number of lanes	2	2	2	2	2	2	2	2	2	2	2	2	2	2	2	2	2	2	2	2	2	2	2	2	
Free Flow Speed (mph)	70	70	70	70	70	70	70	70	70	70	70	70	70	70	70	70	70	70	70	70	70	70	70	70	
Segment demand (vph)	4,011	4,011	3,081	3,646	3,646	4,265	4,265	4,265	4,265	3,447	4,026	4,026	4,026	4,026	4,026	4,026	4,026	3,441	4,144					3,057	
On-Ramp demand (vph)				565		619																			
Off-Ramp demand (vph)		930									818														
Ramp-to-Ramp demand (vph)																									
Travel time per vehicle (min)	0.66	0.52	0.68	0.74	0.31	0.33	0.62	1.19	0.11	0.69	0.32	0.18	0.70	2.46	0.68	0.31	0.44	1.41	0.33					2.63	
VMTD Veh-miles (Demand)	1,462	1,139	613	1,036	414	1,212	1,248	2,423	436	2,402	1,144	381	1,525	3,244	1,525	686	1,144	1,890	1,177					5,204	
VMTV Veh-miles (Volume)	1,265	980	516	892	357	1,067	1,099	2,134	384	2,114	1,026	342	1,368	2,953	1,384	622	1,034	1,675	1,066					4,712	
VHT travel (hrs)	38.19	30.09	29.61	38.73	16.15	20.46	38.51	74.77	6.96	34.73	19.18	10.54	42.16	150.20	41.21	18.62	26.89	71.77	20.41					164.26	
VHD delay (hrs)	20.12	16.10	22.23	25.99	11.06	5.22	22.80	44.28	1.48	4.54	4.52	5.66	22.62	108.01	21.44	9.74	12.11	47.85	5.18					96.95	
Space mean speed (mph)	33	33	17	23	22	52	29	29	55	61	53	32	32	20	34	33	38	23	52					29	
Segment density (veh/mi/lane)	52	51	74	68	71	28	66	66	31	25	25	56	56	93	54	55	46	65	28					65	
Segment density (pc/mi/lane)	60	59	86	78	82	32	76	76	35	29	29	64	64	107	63	63	53	75	32					75	
Tolled Express Lane	GP	GP	GP	GP	GP	GP	GP	GP	GP	GP	GP	GP	GP	GP	GP	GP	GP	GP	GP	GP	GP	GP	GP	GP	
Space mean speed (mph)	33	33	17	23	22	52	29	29	55	61	53	32	32	20	34	33	38	23	52					29	
Travel time per vehicle (min)	0.66	0.52	0.68	0.74	0.31	0.33	0.62	1.19	0.11	0.69	0.32	0.18	0.70	2.46	0.68	0.31	0.44	1.41	0.33					2.63	
Volume (vph)	-	-	-	-	-	-	-	-	-	-	-	-	-	-	-	-	-	-	-	-					-
Level of Service (LOS)																									

SEGMENT	115	116	117	118	119	120	121	122	123	124	125	126	127	128	129	130	131	
Segment Length (ft)	1,500	500	2,000	4,840	2,000	500	1,500	535	2,000	775	715	1,160	700	420	750	1,500	2,700	276,955
Number of lanes	2	2	2	2	2	2	2	2	2	2	2	2	2	3	2	2	2	
Free Flow Speed (mph)	70	70	70	70	70	70	70	70	70	70	70	70	70	70	70	70	70	
Segment demand (vph)	3,239	3,239	3,239	3,239	3,239	3,239	3,239	2,471	2,471	2,664	2,664	2,664	2,144	2,188	1,226	1,825	1,825	
On-Ramp demand (vph)							768					520		962				
Off-Ramp demand (vph)	900									193				44		599		
Ramp-to-Ramp demand (vph)														1				
Travel time per vehicle (min)	0.31	0.12	0.49	1.18	0.49	0.12	0.31	0.11	0.41	0.16	0.14	0.23	0.14	0.09	0.14	0.31	0.53	76.72
VMTD Veh-miles (Demand)	920	307	1,227	2,969	1,227	307	920	250	936	391	361	585	284	174	174	518	933	230,004
VMTV Veh-miles (Volume)	920	307	1,227	2,969	1,227	307	920	250	936	391	361	585	284	174	174	518	933	214,231
VHT travel (hrs)	16.80	6.59	26.35	63.77	26.35	6.59	16.92	4.50	16.82	6.94	6.41	10.30	4.92	3.46	2.88	9.35	16.09	5,363.30
VHD delay (hrs)	3.65	2.21	8.82	21.36	8.82	2.21	3.77	0.92	3.45	1.36	1.26	1.94	0.86	0.97	0.40	1.94	2.75	3,946.46
Space mean speed (mph)	55	47	47	47	47	47	54	56	56	56	56	57	58	50	60	55	58	40
Segment density (veh/mi/lane)	25	35	35	35	35	35	26	22	22	20	58	19	19	14	10	15	16	39
Segment density (pc/mi/lane)	28	39	39	39	39	39	29	24	24	22	64	21	20	15	12	18	18	45
Tolled Express Lane	GP	GP	GP	GP	GP	GP	GP	GP	GP	GP	GP	GP	GP	GP	GP	GP	GP	TEL
Space mean speed (mph)	55	47	47	47	47	47	54	56	56	56	57	58	50	60	55	58	58	59
Travel time per vehicle (min)	0.31	0.12	0.49	1.18	0.49	0.12	0.31	0.11	0.41	0.16	0.14	0.23	0.14	0.09	0.14	0.31	0.53	61.98
Volume (vph)	-	-	-	-	-	-	-	-	-	-	-	-	-	-	-	-	-	14.73
Level of Service (LOS)																		

6:45 AM	C	D	D	D	D	D	C	C	C	B	B	B	B	B	A	B	B
7:00 AM	C	D	D	D	D	D	C	C	C	B	B	B	B	B	A	B	B
7:15 AM	C	D	D	D	D	D	C	C	C	C	C	B	B	B	A	B	B
7:30 AM	C	D	D	D	D	D	C	C	C	C	C	B	B	B	A	B	B
7:45 AM	D	F	F	F	F	F	D	C	C	C	C	C	C	B	B	B	C
8:00 AM	D	E	E	E	E	E	D	D	D	C	C	C	C	B	B	C	C
8:15 AM	C	E	E	E	E	E	C	C	C	C	C	C	C	B	B	B	B
8:30 AM	C	D	D	D	D	D	C	C	C	C	C	C	C	B	B	B	C

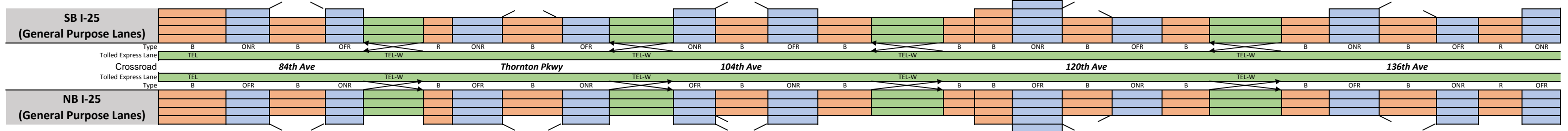


6:45 AM	C	D	D	D	D	D	B	C	C	B	D	C	B	B	A	A	A
7:00 AM	C	E	E	E	E	E	B	C	C	B	D	C	B	B	A	B	B
7:15 AM	C	E	E	E	E	E	B	C	C	B	D	C	B	B	A	A	B
7:30 AM	F	F	F	F	F	F	F	D	D	C	D	C	C	B	B	B	B
7:45 AM	D	E	E	E	E	E	B	D	D	C	D	C	C	B	B	B	B
8:00 AM	C	E	E	E	E	E	B	C	C	B	D	C	B	B	A	B	B
8:15 AM	C	E	E	E	E	E	B	D	D	C	D	C	C	B	B	B	B
8:30 AM	C	E	E	E	E	E	B	D	D	C	D	C	C	B	B	B	B

SEGMENT	115	116	117	118	119	120	121	122	123	124	125	126	127	128	129	130	131	
Segment Length (ft)	1,500	900	2,000	4,840	2,000	740	1,500	525	2,000	1,165	570	750	510	840	550	1,500	2,700	277,130
Number of lanes	2	2	2	2	2	2	2	2	2	2	2	2	2	2	2	2	2	
Free Flow Speed (mph)	70	70	70	70	70	70	70	70	70	70	70	70	70	70	70	70	70	
Segment demand (vph)	3,451	3,451	3,451	3,451	3,451	3,451	3,451	2,687	2,687	2,887	2,887	2,887	2,004	2,004	1,300	1,622	1,622	
On-Ramp demand (vph)	394									200						322		
Off-Ramp demand (vph)							764					883		704				
Ramp-to-Ramp demand (vph)																		
Travel time per vehicle (min)	0.31	0.23	0.52	1.26	0.52	0.19	0.31	0.11	0.42	0.23	0.13	0.15	0.10	0.19	0.10	0.29	0.51	85.22
VMTD Veh-miles (Demand)	980	588	1,307	3,163	1,307	484	980	267	1,018	637	312	410	194	319	135	461	829	214,375
VMTV Veh-miles (Volume)	899	539	1,199	2,901	1,199	443	899	244	931	586	287	378	179	295	125	433	780	200,723
VHT travel (hrs)	16.34	12.37	27.49	66.52	27.49	10.17	16.28	4.56	17.38	10.28	5.60	6.87	3.08	5.85	2.06	7.45	13.07	5,274.62
VHD delay (hrs)	3.50	4.66	10.36	25.08	10.36	3.83	3.44	1.07	4.08	1.90	1.50	1.47	0.53	1.64	0.27	1.26	1.93	2,324.31
Space mean speed (mph)	55	44	44	44	44	44	55	54	54	57	51	55	58	50	61	58	60	38
Segment density (veh/mi/lane)	24	36	36	36	36	36	16	23	23	18	26	22	16	13	10	10	13	38
Segment density (pc/mi/lane)	27	42	42	42	42	42	18	26	26	21	30	25	18	15	11	11	15	44
Tolled Express Lane	GP	GP	GP	GP	GP	GP	GP	GP	GP	GP	GP	GP	GP	GP	GP	GP	GP	TEL
Space mean speed (mph)	55	44	44	44	44	44	55	54	54	57	51	55	58	50	61	58	60	60
Travel time per vehicle (min)	0.31	0.23	0.52	1.26	0.52	0.19	0.31	0.11	0.42	0.23	0.13	0.15	0.10	0.19	0.10	0.29	0.51	77.92
Volume (vph)	-	-	-	-	-	-	-	-	-	-	-	-	-	-	-	-	-	7.30
Level of Service (LOS)																		

SEGMENT	1	2	3	4	5	6	7	8	9	10	11	12	13	14	15	16	17	18	19	20	21	22	23	24	25	26	27	28	
Segment Length (ft)	2,700	1,500	1,865	1,100	2,530	715	750	1,835	750	2,900	1,045	1,735	1,010	2,190	3,100	95	800	1,500	1,575	1,500	1,400	3,000	1,315	1,500	2,095	750	1,390	750	
Number of lanes	4	4	3	3	4	3	3	3	3	4	3	3	3	3	4	3	4	3	3	3	3	4	3	3	3	3	3	3	
Free Flow Speed (mph)	60	60	60	60	60	60	60	60	60	60	60	60	60	60	60	60	60	60	65	65	65	65	65	65	65	65	65	65	
Segment demand (vph)	5,081	5,081	3,884	4,651	5,514	4,715	4,715	3,871	4,664	5,470	4,758	3,599	4,434	4,434	5,142	4,670	4,670	4,670	3,301	4,418	4,418	4,890	4,519	4,519	3,689	4,372	4,372	4,372	
On-Ramp demand (vph)		1,197			799		844			712	1,159				472			1,369				371		830				831	
Off-Ramp demand (vph)			767		863				793	806			835		708					1,117		472				683			
Ramp-to-Ramp demand (vph)				593						645					406							321							
Travel time per vehicle (min)	0.67	0.29	0.47	0.24	0.67	0.17	0.17	0.46	0.17	0.74	0.24	0.42	0.22	0.59	0.80	0.03	0.19	0.34	0.34	0.31	0.36	0.63	0.34	0.32	0.48	0.16	0.30	0.16	
VMTD Veh-miles (Demand)	2,598	1,443	1,372	969	2,642	638	670	1,345	663	3,004	942	1,183	848	1,839	3,019	84	708	1,327	985	1,255	1,171	2,778	1,125	1,284	1,464	621	1,151	621	
VMTV Veh-miles (Volume)	2,598	1,443	1,372	969	2,642	638	670	1,345	663	3,004	942	1,183	848	1,839	3,019	84	708	1,327	985	1,255	1,171	2,778	1,125	1,284	1,464	621	1,151	621	
VHT travel (hrs)	56.59	24.44	30.11	18.81	61.96	13.01	13.65	29.48	12.86	67.25	19.15	25.16	16.45	43.74	68.60	2.09	14.92	26.31	18.94	23.03	26.25	51.20	25.77	24.11	29.29	11.36	21.63	11.67	
VHD delay (hrs)	13.29	0.38	7.25	2.66	17.92	2.37	2.49	7.06	1.82	17.17	3.45	5.45	2.32	13.09	18.28	0.69	3.12	4.20	3.79	3.72	8.23	8.46	8.46	4.36	6.77	1.81	3.92	2.11	
Space mean speed (mph)	46	59	46	52	43	49	49	46	51	45	49	47	52	42	44	40	47	50	52	55	45	54	44	53	50	55	53	53	
Segment density (veh/mi/lane)	28	22	28	30	32	32	32	28	30	30	32	26	29	35	29	39	25	31	21	27	33	22	34	28	25	27	27	27	
Segment density (pc/mi/lane)	32	25	33	35	37	37	37	33	35	35	37	29	33	40	33	45	28	36	24	31	38	26	40	33	28	31	31	31	
Tolled Express Lane	TEL			TEL-W						TEL-W					TEL-W							TEL-W							
Space mean speed (mph)	46	60	60	57	43	60	60	60	55	45	60	60	60	60	44	60	60	60	65	65	64	54	65	65	65	65	65	65	65
Travel time per vehicle (min)	0.67	0.28	0.35	0.22	0.67	0.14	0.14	0.35	0.15	0.74	0.20	0.33	0.19	0.42	0.80	0.02	0.15	0.28	0.28	0.26	0.25	0.63	0.23	0.26	0.37	0.13	0.24	0.13	
Volume (vph)	863	863	863	863	593	807	807	807	807	645	710	710	710	710	406	471	471	471	471	471	471	471	321	369	369	369	369	369	369
Level of Service (LOS)	C	B	B	B	B	B	B	B	B	B	B	B	B	B	A	A	A	A	A	A	A	A	A	A	A	A	A	A	A

4:30 PM	D	C	E	C	E	D	D	D	D	D	D	D	C	E	D	E	D	B	C	D	E	C	E	C	D	E	E	C
4:45 PM	D	C	E	C	E	D	D	D	D	D	D	D	C	E	D	F	D	B	C	D	E	C	E	C	D	E	E	C
5:00 PM	D	C	D	C	D	D	D	D	D	D	D	D	C	E	D	E	D	B	C	D	E	C	E	C	D	E	E	C
5:15 PM	D	C	D	C	E	D	D	D	D	D	D	D	C	E	D	E	D	B	C	D	E	C	E	C	D	D	D	C
5:30 PM	D	C	D	C	E	D	D	D	D	E	D	D	C	E	D	E	D	B	C	D	E	C	E	C	D	E	E	C
5:45 PM	D	C	D	C	E	D	D	D	D	E	D	D	C	E	D	F	D	C	C	D	E	D	E	C	D	E	E	C
6:00 PM	D	C	D	C	E	D	D	D	D	E	D	D	C	F	E	F	D	C	C	D	E	D	E	C	D	E	E	C
6:15 PM	D	C	D	C	E	D	D	D	D	E	D	D	C	E	D	F	D	C	C	D	E	D	E	C	D	E	E	D



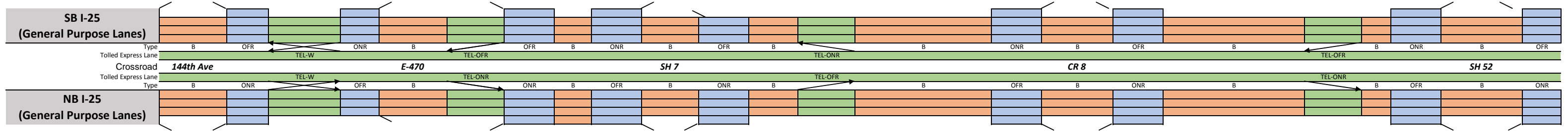
4:30 PM	D	C	E	D	E	D	C	E	C	E	C	D	C	E	E	F	D	B	D	D	E	D	F	D	D	C	D	D
4:45 PM	D	C	E	D	E	D	C	E	D	E	C	D	D	F	E	F	D	B	D	C	E	D	F	E	D	C	D	D
5:00 PM	D	C	E	D	E	D	C	E	D	E	C	E	D	F	E	F	D	B	D	D	F	D	F	E	D	D	D	D
5:15 PM	D	C	E	D	E	D	C	E	D	E	D	E	D	F	E	F	D	B	D	D	F	E	F	E	D	D	D	D
5:30 PM	E	D	E	D	E	D	C	F	F	F	F	D	D	F	D	F	D	F	E	D	F	D	F	E	D	E	D	E
5:45 PM	E	D	E	D	E	F	F	F	F	F	F	E	F	F	D	F	D	F	E	D	F	D	F	E	D	D	E	E
6:00 PM	E	D	E	D	F	F	F	F	F	F	F	E	F	F	D	F	D	F	E	D	F	E	F	F	D	D	D	D
6:15 PM	E	D	E	D	F	F	F	F	F	F	F	E	F	F	D	F	D	F	E	D	F	E	F	E	D	D	E	E

SEGMENT	1	2	3	4	5	6	7	8	9	10	11	12	13	14	15	16	17	18	19	20	21	22	23	24	25	26	27	28
Segment Length (ft)	2,700	1,100	1,875	750	2,200	170	1,500	2,180	1,350	2,450	995	1,700	1,500	1,765	3,000	310	715	1,500	1,525	1,500	1,400	3,000	1,380	1,500	2,040	1,015	1,070	745
Number of lanes	4	4	3	3	4	4	3	3	3	4	3	3	3	3	4	3	4	3	3	3	3	4	3	3	3	3	3	3
Free Flow Speed (mph)	60	60	60	60	60	60	60	60	60	60	60	60	60	60	60	60	60	60	65	65	65	65	65	65	65	65	65	65
Segment demand (vph)	5,490	5,490	4,363	5,080	6,257	5,202	5,202	4,440	5,239	6,302	5,436	4,464	5,139	5,139	6,004	5,280	5,280	5,280	4,274	5,036	5,036	5,775	5,315	5,315	4,259	5,009	5,009	5,009
On-Ramp demand (vph)				717	1,177				799	1,063			675		865					762		739				750		
Off-Ramp demand (vph)		1,127			1,055		762			866	972				724			1,006				460		1,056				1,064
Ramp-to-Ramp demand (vph)				997						820					686							412						
Travel time per vehicle (min)	0.70	0.21	0.50	0.18	0.56	0.06	0.35	0.73	0.33	0.87	0.22	0.45	0.35	0.54	0.70	0.10	0.18	0.33	0.37	0.33	0.40	0.72	0.44	0.31	0.50	0.22	0.23	0.16
VMTD Veh-miles (Demand)	2,807	1,144	1,549	722	2,607	167	1,478	1,833	1,340	2,924	1,024	1,437	1,460	1,718	3,411	310	715	1,500	1,234	1,431	1,335	3,281	1,389	1,510	1,646	963	1,015	707
VMTV Veh-miles (Volume)	2,807	1,144	1,549	722	2,602	167	1,468	1,797	1,312	2,827	987	1,385	1,413	1,663	3,318	301	695	1,458	1,199	1,395	1,302	3,211	1,359	1,477	1,609	945	996	693
VHT travel (hrs)	63.84	19.30	36.53	14.90	58.16	4.92	30.34	52.98	28.00	87.96	19.32	32.28	28.92	44.63	68.07	8.46	15.18	28.52	25.62	26.77	33.01	67.50	38.10	27.17	34.37	18.19	19.18	12.81
VHD delay (hrs)	17.05	0.24	10.71	2.87	14.86	2.14	5.87	23.02	8.01	42.17	2.87	9.20	5.36	16.91	12.77	3.44	3.60	4.22	7.18	5.30	12.97	18.11	17.19	4.44	9.62	3.66	3.86	2.14
Space mean speed (mph)	44	59	42	48	45	34	48	34	47	32	51	43	49	37	49	36	46	51	47	52	39	48	36	54	47	52	52	54
Segment density (veh/mi/lane)	31	23	34	35	34	38	36	43	37	47	34	33	34	45	30	48	28	33	30	31	41	30	49	32	30	32	32	30

SEGMENT	29	30	31	32	33	34	35	36	37	38	39	40	41	42	43	44	45	46	47	48	49	50	51				
Segment Length (ft)	2,720	1,280	3,000	1,280	3,650	2,000	750	685	750	2,535	1,500	520	2,000		7,390	1,500	2,750	1,500		7,610	2,000	295	1,500		3,030	1,500	
Number of lanes	3	3	4	3	3	4	3	3	3	3	3	3	4		3	3	3	3		3	4	3	3		3	3	
Free Flow Speed (mph)	65	65	65	65	70	70	70	70	70	70	70	70	70		70	70	70	70		70	70	70	70		70	70	
Segment demand (vph)	3,541	4,045	4,414	4,089	3,956	4,281	4,365	4,365	4,365	3,382	4,002	4,002	4,176		3,836	3,836	3,440	3,669		3,669	4,009	3,734	3,734		2,828	3,100	
On-Ramp demand (vph)			325	133			173			983			340			396					275			906			
Off-Ramp demand (vph)		504	369			325	257				620		174					229			344					272	
Ramp-to-Ramp demand (vph)			295			173							174								275						
Travel time per vehicle (min)	0.61	0.26	0.57	0.27	0.80	0.41	0.14	0.16	0.15	0.52	0.29	0.12	0.41		1.60	0.29	0.57	0.29		1.61	0.40	0.06	0.29		0.60	0.29	
VMTD Veh-miles (Demand)	1,824	981	2,508	991	2,735	1,622	620	566	620	1,624	1,137	394	1,582		5,369	1,090	1,792	1,042		5,288	1,519	209	1,061		1,623	881	
VMTV Veh-miles (Volume)	1,824	981	2,508	991	2,735	1,622	620	566	620	1,624	1,137	394	1,582		5,369	1,090	1,792	1,042		5,288	1,519	209	1,061		1,623	881	
VHT travel (hrs)	35.89	17.67	41.80	18.52	52.86	29.13	10.43	11.79	10.94	29.29	19.35	7.69	28.41		102.18	18.74	32.58	17.50		98.63	26.71	3.96	18.08		28.15	14.79	
VHD delay (hrs)	7.82	2.58	3.22	3.27	13.79	5.96	1.57	3.70	2.08	6.10	3.11	2.06	5.81		25.48	3.18	6.99	2.61		23.08	5.01	0.98	2.93		4.97	2.21	
Space mean speed (mph)	51	56	60	54	52	56	59	48	57	55	59	51	56		53	58	55	60		54	57	53	59		58	60	
Segment density (veh/mi/lane)	23	24	18	25	25	19	24	30	26	20	23	26	19		24	22	21	21		23	17	24	21		16	17	
Segment density (pc/mi/lane)	27	28	21	29	29	22	28	35	30	23	26	30	21		28	25	24	24		26	20	27	25		19	20	

Tolled Express Lane	TEL-W					TEL-OFR					TEL-ONR					TEL-OFR										
Space mean speed (mph)	65	64	60	66	70	56	70	70	70	70	69	64	56	70	70	70	70	70		70	57	70	70		70	69
Travel time per vehicle (min)	0.48	0.23	0.57	0.22	0.59	0.41	0.12	0.11	0.12	0.41	0.25	0.09	0.41		1.20	0.24	0.45	0.24		1.24	0.40	0.05	0.24		0.49	0.25
Volume (vph)	369	369	295	324	324	173	174	174	174	174	174	174	174		343	343	343	343		343	275	275	275		275	275
Level of Service (LOS)	A	A	A	A	A	A	A	A	A	A	A	A	A		A	A	A	A		A	A	A	A		A	A

4:30 PM	C	C	B	C	D	C	C	D	C	C	C	C	B	C	B	C	B	C	B	C	B	C	B	B	B	B
4:45 PM	D	C	C	C	D	C	C	D	C	C	C	D	B	C	B	C	B	C	B	C	B	C	B	C	B	B
5:00 PM	D	C	C	C	D	C	C	D	C	C	C	D	B	C	B	C	B	C	B	C	B	C	B	B	B	B
5:15 PM	D	C	C	C	D	C	C	D	C	C	C	D	B	C	B	C	B	C	B	C	B	C	B	C	B	B
5:30 PM	D	C	C	C	D	C	C	D	C	C	C	D	B	C	B	C	B	C	B	C	B	C	B	C	B	B
5:45 PM	D	C	C	C	D	C	C	D	C	C	C	D	B	C	B	C	B	C	B	C	B	C	B	C	B	B
6:00 PM	D	C	C	C	D	C	C	D	C	C	C	D	B	C	B	C	B	C	B	C	B	C	B	C	B	B
6:15 PM	D	C	C	C	D	C	C	D	C	C	C	D	B	C	B	C	B	C	B	C	B	C	B	C	B	B

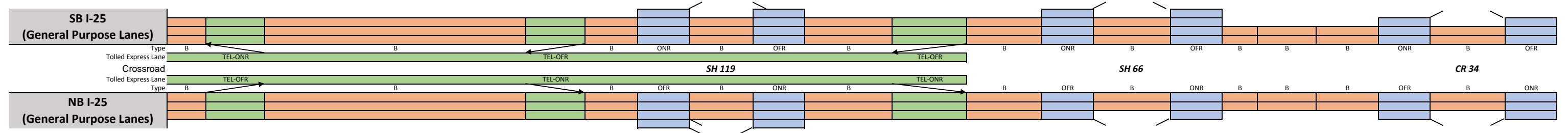


4:30 PM	C	C	C	C	D	C	C	C	B	C	B	D	C	D	C	C	B	C	B	C	C	C	C	C	B	B
4:45 PM	D	C	C	D	D	C	C	C	B	C	C	D	C	D	C	C	B	D	D	C	D	C	C	C	C	B
5:00 PM	D	C	C	D	D	C	C	C	C	D	C	E	C	D	C	D	B	D	D	C	D	C	C	C	B	B
5:15 PM	D	C	C	D	D	C	C	C	C	D	C	E	C	D	C	C	C	D	D	C	D	C	C	C	B	B
5:30 PM	D	C	C	D	D	C	C	D	C	D	C	E	C	D	C	C	C	D	D	C	E	C	C	C	B	B
5:45 PM	D	C	C	D	E	C	C	D	C	D	C	F	D	E	D	C	D	C	E	D	E	D	D	D	B	B
6:00 PM	D	C	C	D	E	C	C	D	C	D	C	F	D	E	D	C	D	C	E	D	E	C	D	D	B	B
6:15 PM	D	C	C	D	D	C	C	D	C	D	C	E	C	E	D	C	D	C	D	C	D	C	C	C	B	B

SEGMENT	29	30	31	32	33	34	35	36	37	38	39	40	41	42	43	44	45	46	47	48	49	50	51				
Segment Length (ft)	2,714	935	2,976	750	2,725	2,000	1,500	645	1,500	2,005	1,500	1,470	2,000		7,240	1,500	2,955	1,500		7,555	2,000	155	1,500		3,580	750	
Number of lanes	3	3	4	3	3	4	3	4	3	3	3	3	4		3	3	3	3		3	4	3	3		3	3	
Free Flow Speed (mph)	65	65	65	65	70	70	70	70	70	70	70	70	70		70	70	70	70		70	70	70	70		70	70	
Segment demand (vph)	3,945	4,461	4,924	4,547	4,367	4,752	4,888	4,888	4,888	4,019	4,766	4,766	5,008		4,468	4,468	3,932	4,265		4,265	4,807	4,354	4,354		3,448	3,837	
On-Ramp demand (vph)		516	463			385	384				747		242								542			906			389
Off-Ramp demand (vph)			377	180		248			869				540		536						453						
Ramp-to-Ramp demand (vph)			353			248							242								453						
Travel time per vehicle (min)	0.63	0.20	0.56	0.15	0.64	0.41	0.30	0.14	0.29	0.44	0.30	0.38	0.42		1.74	0.29	0.64	0.30		1.77	0.41	0.04	0.29		0.74	0.15	
VMTD Veh-miles (Demand)	2,028	790	2,775	646	2,254	1,800	1,389	597	1,389	1,526	1,354	1,327	1,897		6,127	1,269	2,201	1,212		6,103	1,821	128	1,237		2,338	545	
VMTV Veh-miles (Volume)	1,989	777	2,733	636	2,219	1,774	1,370	589	1,370	1,506	1,339	1,312	1,876		6,060	1,255	2,177	1,199		6,103	1,821	128	1,237		2,338	545	
VHT travel (hrs)	40.72	14.59	45.55	11.40	45.70	32.12	24.41	10.90	23.56	29.26	23.62	30.07	35.06		128.33	21.34	41.76	20.83		125.58	32.71	2.68	21.27		42.62	9.29	
VHD delay (hrs)	10.11	2.64	3.50	1.62	14.01	6.77	4.84	2.49	3.99	7.75	4.49	11.33	8.25		41.77	3.40	10.67	3.70		38.40	6.70	0.85	3.60		9.22	1.51	
Space mean speed (mph)	49	53	60	56	49	55	56	54	58	51	57	44	54		47	59	52	58		49	56	48	58		55	59	
Segment density (veh/mi/lane)	26	27	20	27	30	21	30	22	28	26	28	36	23		31	25	25	24		29	21	30	25		21	22	
Segment density (pc/mi/lane)	30	32	23	31	34	25	35	26	32	30	32	41	27		36	29	29	28		34	25	35	29		24	25	
Tolled Express Lane	TEL-W					TEL-ONR					TEL-OFR					TEL-ONR											
Space mean speed (mph)	65	65	60	64	70	55	69	70	70	70	70	70	54		70	70	70	70		70	56	59	69		70	70	
Travel time per vehicle (min)	0.47	0.16	0.56	0.13	0.44	0.41	0.25	0.11	0.24	0.33	0.24	0.24	0.42		1.18	0.24	0.48	0.24		1.23	0.41	0.03	0.25		0.58	0.12	
Volume (vph)	459	459	353	377	377	248	248	248	248	248	248	248	242		541	541	541	541		541	453	453	453		453	453	
Level of Service (LOS)	A	A	A	A	A	A	A	A	A	A	A	A	A		A	A	A	A		A	A	A	A		A	A	

SEGMENT	52	53	54	55	56	57	58	59	60	61	62	63	64	65	66	67	68	69	70	71		
Segment Length (ft)	400	2,000		14,995	2,000	745	750	4,315	1,500	3,500	3,000	3,240	1,500	2,995	1,500	490	2,000	2,280	1,500	2,995	1,500	
Number of lanes	3	4		3	4	3	3	3	3	3	4	3	3	3	3	2	2	2	2	2	2	
Free Flow Speed (mph)	70	70		70	70	70	70	70	70	70	70	70	70	70	70	70	70	70	70	70	70	
Segment demand (vph)	3,100	3,375		3,090	3,376	3,192	3,192	2,138	2,652	2,652	2,837	2,833	2,325	2,820	2,820	2,820	2,820	2,820	2,820	2,641	2,775	
On-Ramp demand (vph)		285			184			1,054				4	508							179		
Off-Ramp demand (vph)		275			286				514		185				495							134
Ramp-to-Ramp demand (vph)		275			184																	
Travel time per vehicle (min)	0.08	0.39		3.02	0.40	0.15	0.15	0.82	0.29	0.68	0.59	0.64	0.29	0.57	0.29	0.11	0.46	0.53	0.30	0.66	0.30	
VMTD Veh-miles (Demand)	235	1,278		8,775	1,279	450	453	1,747	753	1,758	1,612	1,738	805	1,319	801	262	1,068	1,218	801	1,498	788	
VMTV Veh-miles (Volume)	235	1,278		8,775	1,279	450	453	1,747	753	1,758	1,612	1,738	805	1,319	801	262	1,068	1,218	801	1,498	788	
VHT travel (hrs)	4.16	21.95		155.31	22.28	8.04	7.78	29.15	12.81	30.11	27.97	30.00	13.68	22.12	13.59	5.32	21.70	24.73	14.33	29.04	13.97	
VHD delay (hrs)	0.81	3.69		29.95	4.01	1.61	1.30	4.19	2.05	5.00	4.94	5.16	2.18	3.28	2.15	1.58	6.44	7.34	2.89	7.64	2.70	
Space mean speed (mph)	56	58		57	57	56	58	60	59	58	58	59	60	59	49	49	49	49	49	56	52	
Segment density (veh/mi/lane)	18	14		18	15	19	18	12	15	15	12	16	16	13	16	29	29	29	22	26	23	
Segment density (pc/mi/lane)	21	17		21	17	22	21	14	17	18	14	19	18	15	18	33	33	33	25	29	26	
Tolled Express Lane	TEL-ONR		TEL-OFR							TEL-OFR			GP	GP	GP	GP	GP	GP	GP	GP	GP	GP
Space mean speed (mph)	64	58		70	57	70	70	70	70	70	58	59	60	59	49	49	49	49	56	52	56	
Travel time per vehicle (min)	0.07	0.39		2.43	0.40	0.12	0.12	0.70	0.24	0.57	0.59	0.64	0.29	0.57	0.29	0.11	0.46	0.53	0.30	0.66	0.30	
Volume (vph)	275	275		285	184	185	185	185	185	185	-	-	-	-	-	-	-	-	-	-	-	
Level of Service (LOS)	A	A		A	A	A	A	A	A	A												

4:30 PM	C	B	C	B	C	B	B	B	B	B	B	B	B	B	D	D	D	C	C	C
4:45 PM	C	B	C	B	C	B	B	B	B	B	C	B	B	B	D	D	D	C	D	C
5:00 PM	C	B	C	B	C	B	B	B	B	B	C	B	B	B	D	D	D	C	D	C
5:15 PM	C	B	C	B	C	B	B	B	C	B	C	B	B	B	E	E	E	C	D	C
5:30 PM	C	B	C	B	C	B	B	B	B	B	B	B	B	B	D	D	D	C	D	C
5:45 PM	C	B	C	B	C	B	B	B	B	B	C	B	B	B	D	D	D	C	D	C
6:00 PM	C	B	C	B	C	B	B	B	B	B	B	B	B	B	D	D	D	C	C	C
6:15 PM	C	B	C	B	C	B	B	B	B	B	B	B	B	B	D	D	D	C	C	C

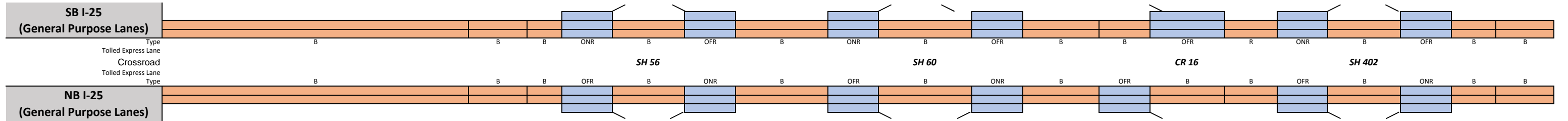


4:30 PM	C	B	C	B	C	B	B	B	C	B	C	B	D	C	E	E	E	D	D	C
4:45 PM	C	B	C	B	C	B	B	B	C	B	C	C	E	C	F	F	F	D	E	D
5:00 PM	C	B	C	C	D	B	B	B	C	B	D	C	E	D	F	F	F	D	E	D
5:15 PM	D	C	D	C	D	B	B	B	C	B	D	C	E	C	F	F	F	D	E	D
5:30 PM	D	C	D	C	D	B	C	B	C	B	D	C	E	C	F	F	F	D	E	D
5:45 PM	D	C	D	C	D	B	C	C	D	C	D	C	F	D	F	F	F	E	F	D
6:00 PM	D	C	D	C	D	B	C	C	D	C	D	C	F	D	F	F	F	E	F	D
6:15 PM	D	C	D	C	D	B	B	C	C	B	D	C	E	D	F	F	F	D	E	D

SEGMENT	52	53	54	55	56	57	58	59	60	61	62	63	64	65	66	67	68	69	70	71	
Segment Length (ft)	735	2,000		15,000	2,000	1,635	1,500	2,325	1,500	3,850	3,000	3,040	1,500	3,185	1,500	500	2,000	2,245	1,500	3,035	1,500
Number of lanes	3	4		3	4	3	3	3	3	3	4	3	3	2	2	2	2	2	2	2	2
Free Flow Speed (mph)	70	70		70	70	70	70	70	70	70	70	70	70	70	70	70	70	70	70	70	70
Segment demand (vph)	3,837	4,292		3,827	4,290	3,982	3,982	2,790	3,560	3,560	3,866	3,866	3,866	3,177	3,567	3,567	3,567	3,567	3,567	3,253	3,361
On-Ramp demand (vph)		455			463				770		306				390						108
Off-Ramp demand (vph)		465			308		1,192					689									
Ramp-to-Ramp demand (vph)		455			308															314	
Travel time per vehicle (min)	0.16	0.40		3.25	0.41	0.36	0.30	0.46	0.29	0.81	0.61	0.65	0.25	0.80	0.32	0.15	0.62	0.70	0.30	0.79	0.32
VMTD Veh-miles (Demand)	534	1,626		10,872	1,625	1,233	1,131	1,229	1,011	2,596	2,197	2,226	1,098	1,916	1,013	338	1,351	1,517	1,013	1,870	955
VMTV Veh-miles (Volume)	534	1,626		10,872	1,625	1,233	1,131	1,229	1,011	2,596	2,197	2,226	1,098	1,916	1,013	338	1,351	1,517	1,013	1,870	955
VHT travel (hrs)	10.21	28.50		207.48	29.13	24.08	19.64	21.17	17.43	47.76	39.56	41.97	15.89	42.46	18.77	9.20	36.82	41.33	18.08	42.78	17.72
VHD delay (hrs)	2.58	5.27		52.17	5.92	6.46	3.48	3.62	2.98	10.68	8.18	10.17	0.20	15.08	4.30	4.38	17.52	19.66	3.60	16.07	4.08
Space mean speed (mph)	52	57		52	56	51	58	58	58	54	56	53	69	45	54	37	37	37	37	44	54
Segment density (veh/mi/lane)	24	19		24	19	26	23	16	20	22	17	24	19	35	25	49	49	49	30	37	27
Segment density (pc/mi/lane)	28	21		28	22	30	27	18	24	25	20	28	21	40	29	55	55	55	34	42	30
Tolled Express Lane	TEL-OFR		TEL-ONR							TEL-ONR			GP	GP	GP	GP	GP	GP	GP	GP	GP
Space mean speed (mph)	70	57		70	56	69	70	70	70	70	56	53	69	45	54	37	37	37	37	44	54
Travel time per vehicle (min)	0.12	0.40		2.44	0.41	0.27	0.24	0.38	0.24	0.63	0.61	0.65	0.25	0.80	0.32	0.15	0.62	0.70	0.30	0.79	0.32
Volume (vph)	453	455		463	308	308	308	308	308	308	-	-	-	-	-	-	-	-	-	-	-
Level of Service (LOS)	A	A		A	A	A	A	A	A	A											

SEGMENT	72	73	74	75	76	77	78	79	80	81	82	83	84	85	86	87	88	89	90
Segment Length (ft)	18,155	2,000	425	1,500	3,020	1,500	4,340	1,500	3,245	1,500	5,790	3,075	750	895	1,165	2,870	750	705	2,000
Number of lanes	2	2	2	2	2	2	2	2	2	2	2	2	2	2	2	2	2	2	2
Free Flow Speed (mph)	70	70	70	70	70	70	70	70	70	70	70	70	70	70	70	70	70	70	70
Segment demand (vph)	2,775	2,779	2,779	2,779	2,589	3,207	3,207	3,207	2,992	3,360	3,360	3,360	4,005	4,005	4,005	3,356	4,069	4,069	4,069
On-Ramp demand (vph)				190				215							649				
Off-Ramp demand (vph)						618				368			645				713		
Ramp-to-Ramp demand (vph)																			
Travel time per vehicle (min)	4.13	0.44	0.09	0.31	0.64	0.31	1.06	0.31	0.74	0.30	1.49	0.79	0.15	0.19	0.25	0.61	0.15	0.28	0.79
VMTD Veh-miles (Demand)	9,542	1,053	224	789	1,481	911	2,636	911	1,839	955	3,685	1,957	569	679	884	1,824	578	543	1,541
VMTV Veh-miles (Volume)	9,542	994	211	745	1,392	854	2,472	854	1,716	890	3,437	1,825	531	633	824	1,678	533	501	1,422
VHT travel (hrs)	191.11	19.17	4.07	13.47	25.83	15.40	53.22	15.37	34.54	15.90	77.87	41.35	9.57	12.08	15.72	31.48	9.64	17.51	49.67
VHD delay (hrs)	54.80	4.97	1.06	2.82	5.95	3.19	17.90	3.17	10.02	3.18	28.77	15.28	1.99	3.03	3.94	7.51	2.02	10.35	29.36
Space mean speed (mph)	50	52	52	55	54	55	46	56	50	56	44	44	55	52	52	53	55	29	29
Segment density (veh/mi/lane)	28	25	25	23	23	23	32	23	28	26	36	36	31	37	27	29	31	66	66
Segment density (pc/mi/lane)	32	29	29	26	26	27	37	26	32	30	41	41	35	42	31	33	36	75	75
Tolled Express Lane	GP	GP	GP	GP	GP	GP	GP	GP	GP	GP	GP	GP	GP	GP	GP	GP	GP	GP	GP
Space mean speed (mph)	50	52	52	55	54	55	46	56	50	56	44	44	55	52	52	53	55	29	29
Travel time per vehicle (min)	4.13	0.44	0.09	0.31	0.64	0.31	1.06	0.31	0.74	0.30	1.49	0.79	0.15	0.19	0.25	0.61	0.15	0.28	0.79
Volume (vph)	-	-	-	-	-	-	-	-	-	-	-	-	-	-	-	-	-	-	-
Level of Service (LOS)																			

4:30 PM	D	D	D	C	C	C	E	C	D	D	E	E	D	D	D	E	F	F	F
4:45 PM	D	D	D	C	D	C	E	C	D	D	E	E	F	F	F	D	D	F	F
5:00 PM	D	D	D	C	D	C	E	C	D	D	E	E	F	F	F	D	F	F	F
5:15 PM	D	D	D	C	D	C	E	C	D	D	E	E	F	F	F	D	F	F	F
5:30 PM	D	D	D	C	C	C	D	C	D	D	E	E	F	F	F	E	F	F	F
5:45 PM	D	D	D	C	C	C	E	C	D	D	E	E	F	F	F	D	F	F	F
6:00 PM	D	D	D	C	C	C	E	C	D	D	E	E	F	F	F	D	F	F	F
6:15 PM	C	C	C	C	C	C	D	C	D	D	E	E	F	F	F	E	F	F	F

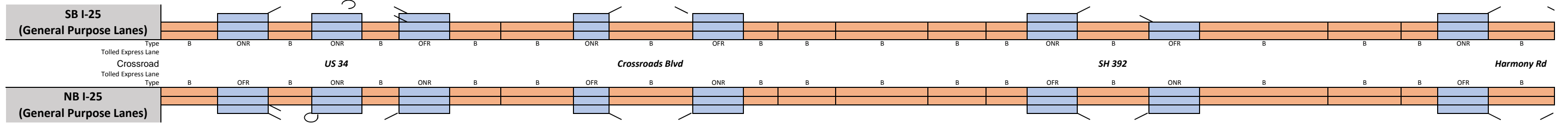


4:30 PM	D	D	D	D	C	D	C	D	C	D	E	D	D	D	C	D	C	D	D
4:45 PM	E	E	E	D	E	D	E	D	E	D	F	D	E	E	D	D	D	E	E
5:00 PM	F	F	F	D	E	D	F	D	E	D	F	D	E	E	D	D	D	E	E
5:15 PM	F	F	F	D	E	D	F	D	E	D	F	D	E	E	D	D	D	F	F
5:30 PM	F	F	F	D	E	D	F	D	E	D	F	D	E	E	D	D	D	E	E
5:45 PM	F	F	F	E	F	D	F	E	F	D	F	E	F	F	D	E	D	F	F
6:00 PM	F	F	F	D	E	D	F	D	E	D	F	D	E	E	D	D	D	F	F
6:15 PM	F	F	F	D	E	D	F	D	E	D	F	D	D	D	C	D	C	E	E

SEGMENT	72	73	74	75	76	77	78	79	80	81	82	83	84	85	86	87	88	89	90
Segment Length (ft)	18,150	2,000	500	1,500	2,890	1,500	4,225	1,500	4,255	1,500	3,160	1,500	3,095	1,610	1,500	2,930	1,500	1,095	2,000
Number of lanes	2	2	2	2	2	2	2	2	2	2	2	2	2	2	2	2	2	2	2
Free Flow Speed (mph)	70	70	70	70	70	70	70	70	70	70	70	70	70	70	70	70	70	70	70
Segment demand (vph)	3,361	3,361	3,361	3,361	3,086	3,442	3,442	3,442	3,249	3,538	3,538	3,538	3,161	3,161	3,161	2,755	3,318	3,318	3,318
On-Ramp demand (vph)						356				289									
Off-Ramp demand (vph)				275				193				377			406				
Ramp-to-Ramp demand (vph)																			
Travel time per vehicle (min)	5.28	0.58	0.15	0.30	0.73	0.32	1.29	0.30	1.16	0.32	1.03	0.30	0.81	0.42	0.31	0.66	0.32	0.31	0.57
VMTD Veh-miles (Demand)	11,553	1,273	318	955	1,689	978	2,754	978	2,618	1,005	2,117	1,005	1,853	964	898	1,529	943	688	1,257
VMTV Veh-miles (Volume)	11,553	1,273	318	955	1,689	978	2,754	978	2,618	1,005	2,117	1,005	1,853	964	898	1,529	943	688	1,257
VHT travel (hrs)	295.54	32.57	8.14	17.01	37.61	18.35	74.28	17.36	62.74	18.89	61.02	17.97	42.56	22.14	16.08	30.52	17.43	17.20	31.42
VHD delay (hrs)	130.49	14.38	3.59	3.37	13.48	4.38	34.94	3.39	25.33	4.54	30.77	3.61	16.09	8.37	3.25	8.68	3.97	7.37	13.47
Space mean speed (mph)	39	39	39	56	45	53	37	56	42	53	35	56	44	44	56	50	54	40	40
Segment density (veh/mi/lane)	43	43	43	29	34	27	46	29	39	27	51	30	36	36	26	28	26	41	41
Segment density (pc/mi/lane)	49	49	49	34	40	31	53	33	45	31	59	34	42	42	30	32	30	48	48
Tolled Express Lane	GP	GP	GP	GP	GP	GP	GP	GP	GP	GP	GP	GP	GP	GP	GP	GP	GP	GP	GP
Space mean speed (mph)	39	39	39	56	45	53	37	56	42	53	35	56	44	44	56	50	54	40	40
Travel time per vehicle (min)	5.28	0.58	0.15	0.30	0.73	0.32	1.29	0.30	1.16	0.32	1.03	0.30	0.81	0.42	0.31	0.66	0.32	0.31	0.57
Volume (vph)	-	-	-	-	-	-	-	-	-	-	-	-	-	-	-	-	-	-	-
Level of Service (LOS)																			

SEGMENT	91	92	93	94	95	96	97	98	99	100	101	102	103	104	105	106	107	108	109	110	111	112	113	114
Segment Length (ft)	2,640	1,500	405	755	1,250	1,500	1,435	3,000	1,500	3,480	1,500	700	2,000	4,255	2,000	460	1,500	3,240	1,500	6,730	3,000	455	1,500	3,025
Number of lanes	2	2	2	2	2	2	2	2	2	2	2	2	2	2	2	2	2	2	2	2	2	2	2	2
Free Flow Speed (mph)	70	70	70	70	70	70	70	70	70	70	70	70	70	70	70	70	70	70	70	70	70	70	70	70
Segment demand (vph)	4,069	4,069	3,378	3,378	3,025	3,893	3,893	3,893	3,893	3,102	4,027	4,027	4,027	4,027	4,035	4,035	4,035	3,461	4,341	4,341	4,341	4,341	4,341	2,963
On-Ramp demand (vph)		691		353					791								574						1,378	
Off-Ramp demand (vph)						868					925								880					
Ramp-to-Ramp demand (vph)																								
Travel time per vehicle (min)	1.05	0.33	0.21	0.34	0.70	0.47	0.45	0.96	0.38	0.95	0.31	0.28	0.80	1.69	0.60	0.14	0.32	0.76	0.31	2.38	1.06	0.16	0.32	1.05
VMTD Veh-miles (Demand)	2,035	1,156	259	483	716	1,106	1,058	2,212	1,106	2,045	1,144	534	1,525	3,245	1,528	352	1,146	2,124	1,233	5,533	2,466	374	1,233	1,698
VMTV Veh-miles (Volume)	1,877	1,066	235	439	647	1,011	971	2,037	1,024	1,860	1,067	498	1,423	3,027	1,373	316	1,030	1,872	1,088	4,880	2,175	330	1,088	1,636
VHT travel (hrs)	65.56	20.44	10.93	17.59	32.04	28.06	26.84	57.26	22.88	44.49	19.46	17.45	49.85	106.05	36.53	8.40	19.25	38.42	19.75	151.67	67.61	10.25	20.70	50.13
VHD delay (hrs)	38.75	5.20	7.58	11.32	22.80	13.61	12.96	28.15	8.25	17.92	4.22	10.33	29.52	62.80	16.92	3.89	4.54	11.67	4.22	81.97	36.54	5.54	380.28	26.76
Space mean speed (mph)	29	52	21	25	20	36	36	36	45	42	55	29	29	29	38	38	53	49	55	32	32	32	53	33
Segment density (veh/mi/lane)	66	28	71	62	68	47	49	50	37	34	30	66	66	66	48	48	27	31	35	59	59	59	27	44
Segment density (pc/mi/lane)	75	32	82	71	78	54	57	58	43	39	35	76	76	76	54	54	30	35	39	67	67	67	31	49
Tolled Express Lane	GP	GP	GP	GP	GP	GP	GP	GP	GP	GP	GP	GP	GP	GP	GP	GP	GP	GP	GP	GP	GP	GP	GP	GP
Space mean speed (mph)	29	52	21	25	20	36	36	36	45	42	55	29	29	29	38	38	53	49	55	32	32	32	53	33
Travel time per vehicle (min)	1.05	0.33	0.21	0.34	0.70	0.47	0.45	0.96	0.38	0.95	0.31	0.28	0.80	1.69	0.60	0.14	0.32	0.76	0.31	2.38	1.06	0.16	0.32	1.05
Volume (vph)	-	-	-	-	-	-	-	-	-	-	-	-	-	-	-	-	-	-	-	-	-	-	-	-
Level of Service (LOS)																								

4:30 PM	F	F	E	C	D	C	F	F	D	D	F	F	F	F	F	F	F	E	F	F	F	F	C
4:45 PM	F	D	D	C	D	C	F	F	D	D	F	F	F	F	F	F	F	E	F	F	F	F	D
5:00 PM	F	F	F	E	D	C	F	F	D	D	F	F	F	F	F	F	F	E	F	F	F	F	D
5:15 PM	F	F	F	F	F	F	F	F	F	D	F	F	F	F	F	F	F	D	F	F	F	F	D
5:30 PM	F	F	F	F	F	F	F	F	F	D	F	F	F	F	F	F	F	D	F	F	F	F	F
5:45 PM	F	F	F	F	F	F	F	F	F	F	F	F	F	F	F	F	F	E	F	F	F	F	F
6:00 PM	F	F	F	F	F	F	F	F	F	F	F	F	F	F	F	F	F	E	F	F	F	F	F
6:15 PM	F	F	F	F	F	F	F	F	F	F	F	F	F	F	F	F	F	D	F	F	F	F	F

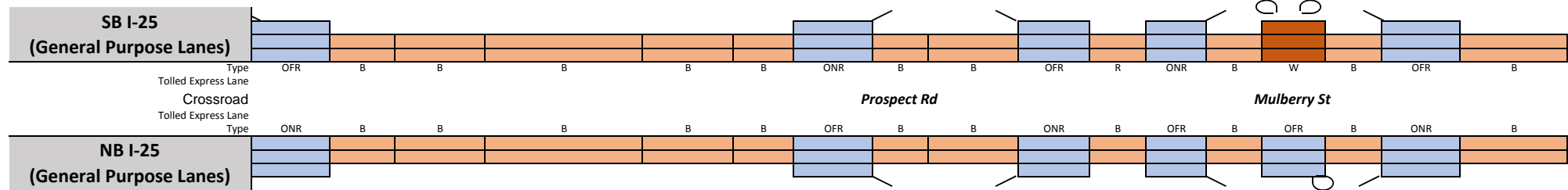


4:30 PM	D	C	C	B	C	C	E	E	D	C	C	F	F	F	F	F	D	D	D	F	F	D	C
4:45 PM	E	C	C	C	D	C	F	F	D	D	C	F	F	F	F	F	D	D	E	D	F	F	C
5:00 PM	E	C	C	C	D	D	F	F	D	D	D	F	F	F	F	F	D	D	E	D	F	F	C
5:15 PM	F	C	C	C	D	D	F	F	D	D	D	F	F	F	F	F	D	D	D	F	F	D	C
5:30 PM	E	C	C	C	D	D	F	F	D	D	D	F	F	F	F	F	D	D	E	D	F	F	C
5:45 PM	F	C	D	C	E	F	F	F	F	F	F	F	F	F	F	F	F	E	F	F	F	F	D
6:00 PM	F	C	D	C	D	D	F	F	D	F	F	F	F	F	F	F	F	E	F	F	F	F	D
6:15 PM	E	C	C	B	D	D	F	F	D	F	D	F	F	F	F	F	E	E	D	F	F	F	C

SEGMENT	91	92	93	94	95	96	97	98	99	100	101	102	103	104	105	106	107	108	109	110	111	112	113	114
Segment Length (ft)	1,925	1,500	1,050	1,500	600	1,500	1,545	3,000	540	3,680	1,500	500	2,000	4,255	2,000	900	1,500	2,900	1,500	6,630	3,000	600	1,500	2,565
Number of lanes	2	2	2	2	2	2	2	2	2	2	2	2	2	2	2	2	2	2	2	2	2	2	2	2
Free Flow Speed (mph)	70	70	70	70	70	70	70	70	70	70	70	70	70	70	70	70	70	70	70	70	70	70	70	70
Segment demand (vph)	3,318	3,318	2,445	2,820	2,820	3,585	3,585	3,585	3,585	2,852	3,680	3,680	3,680	3,680	3,680	3,680	3,680	3,039	3,529	3,529	3,529	3,529	3,529	2,322
On-Ramp demand (vph)				375		765						828												
Off-Ramp demand (vph)		873							733								641						1,207	
Ramp-to-Ramp demand (vph)																								
Travel time per vehicle (min)	0.55	0.31	0.22	0.31	0.14	0.32	0.53	1.03	0.11	0.94	0.32	0.18	0.71	1.50	0.71	0.32	0.31	0.71	0.32	2.09	0.94	0.19	0.31	0.53
VMTD Veh-miles (Demand)	1,210	943	486	801	320	1,018	1,049	2,037	367	1,988	1,045	348	1,394	2,966	1,394	627	1,045	1,669	1,003	4,431	2,005	401	1,003	1,128
VMTV Veh-miles (Volume)	1,210	943	486	801	320	1,017	1,047	2,034	366	1,950	1,030	343	1,374	2,922	1,374	618	1,030	1,644	990	4,375	1,979	396	990	1,113
VHT travel (hrs)	30.25	17.19	9.06	14.39	6.74	19.12	31.51	61.18	6.64	43.62	19.28	10.66	42.66	90.75	42.66	19.20	18.61	35.26	18.40	121.16	54.83	10.97	18.28	20.25
VHD delay (hrs)	12.96	3.72	2.11	2.95	2.17	4.59	16.55	32.13	1.41	15.76	4.57	5.76	23.04	49.01	23.04	10.37	3.89	11.77	4.26	58.67	26.55	5.31	4.14	4.36
Space mean speed (mph)	40	55	54	56	47	53	33	33	55	45	53	32	32	32	32	32	55	47	54	36	36	36	54	55
Segment density (veh/mi/lane)	41	22	23	19	30	26	54	54	29	31	25	56	56	56	56	56	29	32	26	48	48	48	28	21
Segment density (pc/mi/lane)	48	25	26	22	34	30	62	62	34	36	29	65	65	65	65	65	34	37	30	55	55	55	32	24
Tolled Express Lane	GP	GP	GP	GP	GP	GP	GP	GP	GP	GP	GP	GP	GP	GP	GP	GP	GP	GP	GP	GP	GP	GP	GP	GP
Space mean speed (mph)	40	55	54	56	47	53	33	33	55	45	53	32	32	32	32	32	55	47	54	36	36	36	54	55
Travel time per vehicle (min)	0.55	0.31	0.22	0.31	0.14	0.32	0.53	1.03	0.11	0.94	0.32	0.18	0.71	1.50	0.71	0.32	0.31	0.71	0.32	2.09	0.94	0.19	0.31	0.53
Volume (vph)	-	-	-	-	-	-	-	-	-	-	-	-	-	-	-	-	-	-	-	-	-	-	-	-
Level of Service (LOS)																								

SEGMENT	115	116	117	118	119	120	121	122	123	124	125	126	127	128	129	130	131		
Segment Length (ft)	1,500	500	2,000	4,840	2,000	500	1,500	535	2,000	775	715	1,160	700	420	750	1,500	2,700	276,955	
Number of lanes	2	2	2	2	2	2	2	2	2	2	2	2	2	3	2	2	2		
Free Flow Speed (mph)	70	70	70	70	70	70	70	70	70	70	70	70	70	70	70	70	70		
Segment demand (vph)	3,638	3,638	3,638	3,638	3,638	3,638	3,638	2,612	2,612	2,771	2,771	2,771	2,245	2,296	1,621	1,796	1,796		
On-Ramp demand (vph)							1,026					526		675					
Off-Ramp demand (vph)	675									159				51		175			
Ramp-to-Ramp demand (vph)														1					
Travel time per vehicle (min)	0.35	0.15	0.58	1.35	0.60	0.15	0.32	0.11	0.42	0.16	0.14	0.23	0.14	0.09	0.14	0.30	0.52	66.53	
VMTD Veh-miles (Demand)	1,034	345	1,378	3,335	1,378	345	1,034	265	989	407	375	609	298	183	230	510	918	186,007	
VMTV Veh-miles (Volume)	1,020	341	1,365	3,319	1,378	345	1,034	265	989	407	375	609	298	183	230	510	918	181,077	
VHT travel (hrs)	20.93	8.80	34.67	81.28	36.54	9.14	19.64	4.88	18.26	7.21	6.65	10.75	5.22	3.47	3.88	9.05	15.70	3,861.61	
VHD delay (hrs)	6.36	3.92	15.16	33.87	16.86	4.21	4.87	1.10	4.13	1.40	1.29	2.05	0.96	0.86	0.59	1.76	2.58	1,569.08	
Space mean speed (mph)	49	39	39	41	38	38	53	54	54	56	56	57	57	53	59	56	58	47	
Segment density (veh/mi/lane)	34	46	46	44	48	48	29	24	24	21	21	20	20	14	14	15	15	28	
Segment density (pc/mi/lane)	38	52	51	50	54	54	32	27	27	24	23	22	22	16	16	17	18	32	
Tolled Express Lane	GP	GP	GP	GP	GP	GP	GP	GP	GP	GP	GP	GP	GP	GP	GP	GP	GP	GP	TEL
Space mean speed (mph)	49	39	39	41	38	38	53	54	54	56	56	57	57	53	59	56	58	61	
Travel time per vehicle (min)	0.35	0.15	0.58	1.35	0.60	0.15	0.32	0.11	0.42	0.16	0.14	0.23	0.14	0.09	0.14	0.30	0.52	60.59	
Volume (vph)	-	-	-	-	-	-	-	-	-	-	-	-	-	-	-	-	-	-	5.94
Level of Service (LOS)																			

4:30 PM	C	E	E	E	E	E	D	C	C	B	B	B	B	B	B	B	B	B
4:45 PM	D	F	F	F	F	F	D	C	C	C	C	C	C	B	B	B	B	B
5:00 PM	D	F	F	F	F	F	D	C	C	C	C	C	C	B	B	B	B	B
5:15 PM	D	F	F	F	F	F	D	D	D	C	C	C	C	B	B	B	B	C
5:30 PM	D	F	F	F	F	F	D	D	D	C	C	C	C	B	B	B	B	B
5:45 PM	F	F	F	F	F	F	D	D	D	C	C	C	C	B	B	B	B	B
6:00 PM	F	F	F	F	F	F	F	F	D	C	C	C	C	B	B	B	B	B
6:15 PM	F	F	F	F	F	F	F	F	F	F	E	C	C	B	B	B	B	B

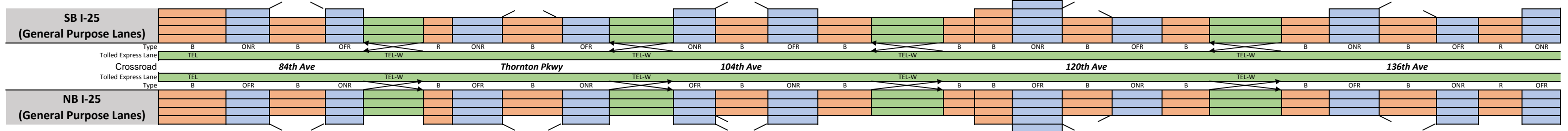


4:30 PM	C	E	E	E	E	E	B	C	C	B	D	C	C	B	B	B	B	C
4:45 PM	C	E	E	E	E	E	B	C	C	C	E	D	C	B	B	B	B	C
5:00 PM	C	E	E	E	E	E	B	C	C	C	D	C	C	B	B	B	B	C
5:15 PM	C	E	E	E	E	E	B	C	C	C	D	C	C	B	B	B	B	C
5:30 PM	C	E	E	E	E	E	B	C	C	C	D	C	C	B	B	B	B	B
5:45 PM	D	F	F	F	F	F	C	D	D	C	E	D	D	C	C	B	B	C
6:00 PM	D	F	F	F	F	F	C	D	D	C	E	D	D	C	C	B	B	C
6:15 PM	C	E	E	E	E	E	B	C	C	C	D	C	C	B	B	B	B	C

SEGMENT	115	116	117	118	119	120	121	122	123	124	125	126	127	128	129	130	131		
Segment Length (ft)	1,500	900	2,000	4,840	2,000	740	1,500	525	2,000	1,165	570	750	510	840	550	1,500	2,700	277,130	
Number of lanes	2	2	2	2	2	2	2	2	2	2	2	2	2	2	2	2	2	2	
Free Flow Speed (mph)	70	70	70	70	70	70	70	70	70	70	70	70	70	70	70	70	70		
Segment demand (vph)	3,254	3,254	3,254	3,254	3,254	3,254	3,254	2,306	2,306	2,915	2,915	2,915	2,291	2,291	1,776	1,985	1,985		
On-Ramp demand (vph)	932									609						209			
Off-Ramp demand (vph)							948					624		515					
Ramp-to-Ramp demand (vph)																			
Travel time per vehicle (min)	0.31	0.24	0.54	1.31	0.54	0.20	0.31	0.11	0.41	0.23	0.14	0.15	0.11	0.19	0.11	0.29	0.53	68.68	
VMTD Veh-miles (Demand)	924	555	1,233	2,983	1,233	456	924	229	873	643	315	414	221	364	185	564	1,015	201,947	
VMTV Veh-miles (Volume)	915	549	1,221	2,954	1,221	452	915	227	865	638	312	411	220	362	183	560	1,008	200,244	
VHT travel (hrs)	16.73	13.09	29.08	70.38	29.08	10.76	16.74	4.12	15.70	11.30	6.52	7.42	3.98	7.13	3.13	9.68	17.56	4,362.30	
VHD delay (hrs)	3.65	5.24	11.65	28.19	11.65	4.31	3.66	0.88	3.35	2.18	2.06	1.55	0.85	1.96	0.51	1.68	3.17	1,416.86	
Space mean speed (mph)	55	42	42	42	42	42	55	55	55	56	48	55	55	51	59	58	57	46	
Segment density (veh/mi/lane)	24	38	38	38	38	38	16	21	21	20	30	24	21	17	15	13	17	32	
Segment density (pc/mi/lane)	28	44	44	44	44	44	19	24	24	23	35	28	24	19	17	15	20	36	
Tolled Express Lane	GP	GP	GP	GP	GP	GP	GP	GP	GP	GP	GP	GP	GP	GP	GP	GP	GP	GP	TEL
Space mean speed (mph)	55	42	42	42	42	42	55	55	55	56	48	55	55	51	59	58	57	60	
Travel time per vehicle (min)	0.31	0.24	0.54	1.31	0.54	0.20	0.31	0.11	0.41	0.23	0.14	0.15	0.11	0.19	0.11	0.29	0.53	61.16	
Volume (vph)	-	-	-	-	-	-	-	-	-	-	-	-	-	-	-	-	-	-	7.53
Level of Service (LOS)																			

SEGMENT	1	2	3	4	5	6	7	8	9	10	11	12	13	14	15	16	17	18	19	20	21	22	23	24	25	26	27	28	
Segment Length (ft)	2,700	1,500	1,865	1,100	2,530	715	750	1,835	750	2,900	1,045	1,735	1,010	2,190	3,100	95	800	1,500	1,575	1,500	1,400	3,000	1,315	1,500	2,095	750	1,390	750	
Number of lanes	4	4	3	3	4	3	3	3	3	4	3	3	3	3	4	3	4	3	3	3	3	4	3	3	3	3	3	3	
Free Flow Speed (mph)	60	60	60	60	60	60	60	60	60	60	60	60	60	60	60	60	60	60	65	65	65	65	65	65	65	65	65	65	
Segment demand (vph)	5,462	5,462	4,203	5,005	6,486	5,027	5,027	4,140	4,949	6,419	5,041	3,854	4,750	4,750	6,125	4,983	4,983	4,983	3,580	4,676	4,676	5,817	4,916	4,916	3,811	4,524	4,524	4,524	
On-Ramp demand (vph)		1,259			1,459		887			1,378	1,187				1,142			1,403				901		1,105				976	
Off-Ramp demand (vph)				802	1,481				809	1,470			896		1,375					1,096		1,141				713			
Ramp-to-Ramp demand (vph)					1,123					1,230					997							791							
Travel time per vehicle (min)	0.69	0.29	0.49	0.24	0.72	0.17	0.18	0.47	0.17	0.78	0.24	0.43	0.22	0.63	0.85	0.03	0.20	0.34	0.35	0.31	0.38	0.73	0.38	0.33	0.48	0.16	0.30	0.16	
VMTD Veh-miles (Demand)	2,793	1,552	1,485	1,043	3,108	681	714	1,439	703	3,526	998	1,266	909	1,970	3,596	90	755	1,416	1,068	1,328	1,240	3,305	1,224	1,397	1,512	643	1,191	643	
VMTV Veh-miles (Volume)	2,793	1,552	1,485	1,043	3,108	681	714	1,439	703	3,526	998	1,266	909	1,970	3,596	90	755	1,416	1,068	1,328	1,240	3,305	1,224	1,397	1,512	643	1,191	643	
VHT travel (hrs)	63.18	26.33	33.99	20.32	77.86	14.01	14.69	32.71	13.69	83.36	20.49	27.70	17.69	50.02	86.29	2.41	16.29	28.35	21.13	24.39	29.53	70.44	31.24	26.68	30.73	11.81	22.52	12.15	
VHD delay (hrs)	16.63	0.47	9.25	2.94	26.06	2.66	2.79	8.73	1.98	24.60	3.86	6.60	2.55	17.18	26.35	0.92	3.71	4.76	4.70	3.95	10.46	19.59	12.40	5.20	7.47	1.92	4.20	2.27	
Space mean speed (mph)	44	59	44	51	40	49	49	44	51	42	49	46	51	39	42	37	46	50	51	54	42	47	39	52	49	54	53	53	
Segment density (veh/mi/lane)	31	23	32	33	40	34	34	31	32	37	35	28	31	40	36	45	27	33	24	29	37	30	42	31	26	28	29	29	
Segment density (pc/mi/lane)	36	27	37	37	46	40	40	36	37	43	40	32	35	46	41	51	31	38	27	33	43	35	48	36	30	32	33	33	
Tolled Express Lane	TEL				TEL-W					TEL-W					TEL-W						TEL-W								
Space mean speed (mph)	44	60	60	57	40	60	60	60	55	42	60	60	60	59	42	60	60	60	65	65	63	47	65	65	65	65	65	65	
Travel time per vehicle (min)	0.69	0.28	0.35	0.22	0.72	0.14	0.14	0.35	0.16	0.78	0.20	0.33	0.19	0.42	0.85	0.02	0.15	0.28	0.28	0.26	0.25	0.73	0.23	0.26	0.37	0.13	0.24	0.13	
Volume (vph)	1,481	1,481	1,481	1,481	1,123	1,471	1,471	1,471	1,471	1,230	1,373	1,373	1,373	1,373	997	1,139	1,139	1,139	1,139	1,139	1,139	791	902	902	902	902	902	902	
Level of Service (LOS)	D	C	C	D	D	C	C	C	D	D	C	C	C	C	C	C	C	C	B	B	C	B	B	B	B	B	B	B	

4:30 PM	E	D	E	C	F	D	D	E	D	E	D	D	C	E	E	F	D	C	C	D	E	D	E	C	D	E	E	C
4:45 PM	D	C	E	C	F	D	D	E	D	E	D	D	C	F	E	F	D	C	D	D	E	E	F	D	D	E	E	C
5:00 PM	D	C	E	C	F	D	D	D	D	E	D	D	C	F	E	F	D	C	D	D	F	E	F	D	D	E	E	C
5:15 PM	D	C	E	C	F	D	D	D	D	E	D	D	C	E	E	F	D	C	C	D	E	D	F	C	D	E	E	C
5:30 PM	E	D	E	C	F	D	D	E	D	E	D	D	C	E	E	F	D	C	C	D	E	D	E	C	D	E	E	C
5:45 PM	E	D	E	C	F	D	D	E	D	F	D	D	C	F	E	F	D	C	D	D	F	E	F	D	D	E	E	D
6:00 PM	E	D	E	D	F	F	F	E	E	F	D	E	D	F	F	F	D	C	D	D	F	E	F	D	D	E	E	D
6:15 PM	E	D	E	F	F	F	F	E	D	F	D	D	D	F	E	F	D	C	D	D	F	E	F	D	D	E	E	D



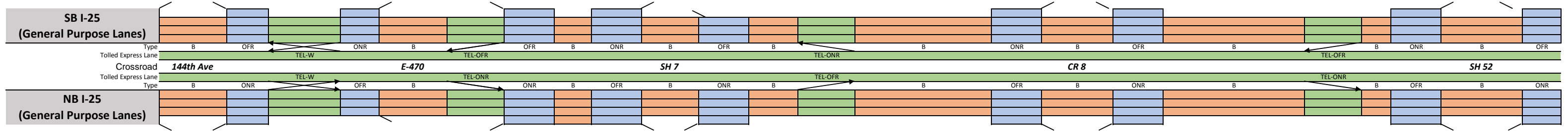
4:30 PM	E	D	F	F	F	F	F	E	F	F	F	E	F	F	D	F	D	F	E	D	F	E	F	F	E	D	D	D
4:45 PM	D	F	F	F	F	F	F	E	F	F	F	E	F	F	D	F	D	F	E	D	F	E	F	F	E	D	D	D
5:00 PM	E	F	F	F	F	F	F	F	F	F	F	E	F	F	E	F	D	F	E	F	F	E	F	F	E	D	D	D
5:15 PM	F	F	F	F	F	D	F	F	F	F	F	E	F	F	E	F	D	F	E	F	F	F	F	F	E	F	F	F
5:30 PM	F	F	F	F	F	D	F	F	F	F	F	E	F	F	E	F	D	F	E	F	F	F	F	E	F	F	F	F
5:45 PM	F	F	F	F	F	D	F	F	F	F	F	E	F	F	D	F	D	F	E	F	F	F	F	F	E	F	F	F
6:00 PM	F	F	F	F	F	D	F	F	F	F	F	F	F	F	F	F	D	F	E	F	F	F	F	F	E	F	F	F
6:15 PM	F	F	F	F	F	D	F	F	F	F	F	E	F	F	D	F	D	F	E	F	F	F	F	F	E	F	F	F

SEGMENT	1	2	3	4	5	6	7	8	9	10	11	12	13	14	15	16	17	18	19	20	21	22	23	24	25	26	27	28
Segment Length (ft)	2,700	1,100	1,875	750	2,200	170	1,500	2,180	1,350	2,450	995	1,700	1,500	1,765	3,000	310	715	1,500	1,525	1,500	1,400	3,000	1,380	1,500	2,040	1,015	1,070	745
Number of lanes	4	4	3	3	4	4	3	3	3	4	3	3	3	3	4	3	4	3	3	3	3	4	3	3	3	3	3	3
Free Flow Speed (mph)	60	60	60	60	60	60	60	60	60	60	60	60	60	60	60	60	60	60	65	65	65	65	65	65	65	65	65	65
Segment demand (vph)	6,109	6,109	4,956	5,669	7,214	5,854	5,854	4,991	5,920	7,286	6,144	5,113	5,779	5,779	6,918	5,928	5,928	5,928	5,000	5,744	5,744	6,750	6,000	6,000	4,800	5,631	5,631	5,631
On-Ramp demand (vph)				713	1,545				929	1,366			666		1,139					744		1,006				831		
Off-Ramp demand (vph)		1,153			1,360		863			1,142	1,031				990			928				750		1,200				1,138
Ramp-to-Ramp demand (vph)					1,304					1,087					942								678					
Travel time per vehicle (min)	1.23	0.66	0.90	0.21	0.64	0.06	0.37	1.01	0.36	0.79	0.22	0.46	0.35	0.57	0.70	0.11	0.18	0.33	0.40	0.33	0.46	1.01	0.51	0.31	0.52	0.23	0.24	0.16
VMTD Veh-miles (Demand)	3,124	1,273	1,760	805	3,006	188	1,663	2,061	1,514	3,381	1,158	1,646	1,642	1,932	3,931	348	803	1,684	1,444	1,632	1,523	3,835	1,568	1,705	1,855	1,082	1,141	795
VMTV Veh-miles (Volume)	2,960	1,205	1,664	767	2,714	171	1,508	1,858	1,380	2,962	1,016	1,447	1,466	1,725	3,580	317	731	1,533	1,309	1,499	1,399	3,531	1,442	1,567	1,702	1,007	1,061	739
VHT travel (hrs)	118.24	63.41	70.19	18.75	70.02	4.96	33.12	75.63	32.80	84.16	19.90	34.75	30.16	48.80	73.57	9.73	16.35	30.01	30.02	29.15	40.55	105.00	47.11	28.95	38.00	19.80	20.88	13.67
VHD delay (hrs)	68.90	43.33	42.45	5.97	265.30	2.11	7.98	44.66	29.68	267.28	2.97	10.63	5.73	20.05	13.90	4.45	4.17	4.47	9.87	6.08	19.02	50.68	24.92	4.83	11.81	4.31	4.55	2.31
Space mean speed (mph)	25	19	24	41	39	34	46	25	42	35	51	42	49	35	49	33	45	51	44	51	35	34	31	54	45	51	54	
Segment density (veh/mi/lane)	58	76	66	44	45	39	39	61	43	48	35	36	35	49	32	55	30	35	35	34	51	46	60	34	33	34	32	
Segment density (pc/mi/lane)	66	88	76	51	52	44	44	70	49	56	40	41	41	56	37	64	35	40	40	39	59	53	69	39	38	39	37	
Tolled Express Lane	TEL				TEL-W					TEL-W					TEL-W						TEL-W							
Space mean speed (mph)	25	54	60	60	39	44	59	60	60	35	55	60	60	60	49	53	58	60	65	65	65	34	62	65	65	65	65	65
Travel time per vehicle (min)	1.23	0.23	0.36	0.14	0.64	0.04	0.29	0.41	0.26	0.79	0.21	0.32	0.28	0.33	0.70	0.07	0.14	0.28	0.27	0.26	0.24	1.01	0.25	0.26	0.36	0.18	0.19	0.13
Volume (vph)	1,524	1,524	1,524	1,524	1,304	1,358	1,358	1,358	1,358	1,087	1,143	1,143	1,143	1,143	942	988	988	988	988	988	988	678</						

SEGMENT	29	30	31	32	33	34	35	36	37	38	39	40	41	42	43	44	45	46	47	48	49	50	51		
Segment Length (ft)	2,720	1,280	3,000	1,280	3,650	2,000	750	685	750	2,535	1,500	520	2,000		7,390	1,500	2,750	1,500		7,610	2,000	295	1,500	3,030	1,500
Number of lanes	3	3	4	3	3	4	3	3	3	3	3	3	4		3	3	3	3		3	4	3	3	3	3
Free Flow Speed (mph)	65	65	65	65	70	70	70	70	70	70	70	70	70		70	70	70	70		70	70	70	70	70	70
Segment demand (vph)	3,548	4,129	5,030	4,224	3,977	4,785	4,865	4,865	4,865	3,546	4,471	4,471	4,872		4,182	4,182	3,613	3,922		3,922	4,614	4,042	4,042	3,038	3,322
On-Ramp demand (vph)			806	247			399			1,319											572			1,004	
Off-Ramp demand (vph)		581	901				808	479				925									696				284
Ramp-to-Ramp demand (vph)			764				399						401								572				
Travel time per vehicle (min)	0.61	0.26	0.63	0.27	0.80	0.43	0.14	0.18	0.15	0.53	0.29	0.13	0.42		1.69	0.30	0.58	0.29		1.67	0.41	0.07	0.29	0.61	0.29
VMTD Veh-miles (Demand)	1,828	1,001	2,858	1,024	2,749	1,813	691	631	691	1,702	1,270	440	1,845		5,853	1,188	1,882	1,114		5,653	1,748	226	1,148	1,743	944
VMTV Veh-miles (Volume)	1,828	1,001	2,858	1,024	2,749	1,813	691	631	691	1,702	1,270	440	1,845		5,853	1,188	1,882	1,114		5,653	1,748	226	1,148	1,743	944
VHT travel (hrs)	35.99	18.08	52.46	19.18	53.31	34.34	11.75	14.99	12.54	31.24	21.86	9.40	34.38		117.74	20.61	34.93	18.77		109.30	31.44	4.56	19.77	30.96	15.86
VHD delay (hrs)	7.87	2.68	8.50	3.43	14.03	8.45	1.88	5.97	2.67	6.92	3.72	3.11	8.01		34.12	3.64	8.05	2.85		28.54	6.47	1.34	3.36	6.06	2.38
Space mean speed (mph)	51	55	54	53	52	53	59	42	55	55	58	47	54		50	58	54	59		52	56	50	58	56	59
Segment density (veh/mi/lane)	23	25	23	26	26	22	28	39	29	22	26	32	22		28	24	22	22		25	20	27	23	18	19
Segment density (pc/mi/lane)	27	29	26	30	30	26	32	44	34	25	29	37	26		32	28	26	25		29	24	32	27	21	22

Tolled Express Lane	TEL-W					TEL-OR					TEL-ONR					TEL-OFR									
Space mean speed (mph)	65	64	54	66	70	53	70	70	70	70	69	63	54	70	70	70	70	70	70	70	56	70	70	70	69
Travel time per vehicle (min)	0.48	0.23	0.63	0.22	0.59	0.43	0.12	0.11	0.12	0.41	0.25	0.09	0.42	1.20	0.24	0.45	0.24	1.24	0.41	0.05	0.24	0.49	0.25	0.49	0.25
Volume (vph)	902	902	764	809	809	399	401	401	401	401	401	401	401	697	697	697	697	697	697	572	568	568	568	568	568
Level of Service (LOS)	B	B	B	B	B	A	A	A	A	A	A	A	A	A	A	A	A	A	A	A	A	A	A	A	A

4:30 PM	C	C	C	C	C	C	C	E	C	C	C	D	C	D	B	C	B	C	C	C	B	B	B	B
4:45 PM	C	C	C	C	D	C	C	E	D	C	C	D	C	D	B	C	B	C	C	D	B	C	B	B
5:00 PM	D	C	C	C	D	C	C	E	D	C	C	D	C	D	C	C	B	C	C	D	B	B	B	B
5:15 PM	C	C	C	C	D	C	C	E	D	C	C	D	C	D	C	C	C	D	D	C	E	C	C	B
5:30 PM	C	C	C	C	D	C	C	E	D	C	C	D	C	D	C	C	C	D	D	C	D	B	C	B
5:45 PM	D	C	D	C	D	C	D	F	D	C	C	E	C	D	C	D	C	D	D	C	D	C	C	B
6:00 PM	D	C	D	C	D	C	D	F	D	D	C	E	C	D	C	D	C	D	D	C	D	C	C	B
6:15 PM	D	C	C	C	E	C	D	F	D	D	C	E	C	E	C	C	C	D	D	C	D	C	C	B

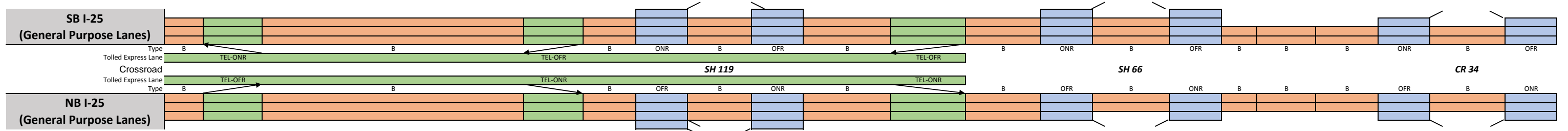


4:30 PM	D	C	D	D	D	C	C	D	C	D	D	F	F	D	F	D	C	E	E	C	C	C	B	
4:45 PM	D	C	D	D	E	C	D	D	C	D	D	F	F	D	F	D	E	F	F	D	F	D	C	C
5:00 PM	D	C	D	D	E	C	D	D	C	D	D	F	F	D	F	D	E	F	F	D	F	D	B	B
5:15 PM	D	C	D	D	E	C	D	D	C	D	D	F	F	E	F	F	E	F	F	D	F	D	C	C
5:30 PM	D	C	E	D	E	C	D	D	C	D	D	F	F	E	F	F	E	C	F	F	D	D	C	C
5:45 PM	E	D	E	F	E	D	F	D	F	E	F	F	F	E	F	F	E	F	F	F	F	F	E	C
6:00 PM	D	C	E	F	E	D	F	D	F	E	F	F	F	E	F	F	E	C	F	F	F	F	E	C
6:15 PM	D	C	E	D	E	D	F	D	F	C	F	F	E	F	F	D	C	F	F	F	F	D	E	C

SEGMENT	29	30	31	32	33	34	35	36	37	38	39	40	41	42	43	44	45	46	47	48	49	50	51		
Segment Length (ft)	2,714	935	2,976	750	2,725	2,000	1,500	645	1,500	2,005	1,500	1,470	2,000		7,240	1,500	2,955	1,500		7,555	2,000	155	1,500	3,580	750
Number of lanes	3	3	4	3	3	4	3	4	3	3	3	3	4		3	3	3	3		3	4	3	3	3	3
Free Flow Speed (mph)	65	65	65	65	70	70	70	70	70	70	70	70	70		70	70	70	70		70	70	70	70	70	70
Segment demand (vph)	4,493	5,099	5,856	5,359	4,880	5,387	5,593	5,593	5,593	4,624	6,121	6,121	6,468		5,690	5,690	4,878	5,353		5,353	6,134	5,486	5,486	4,335	4,784
On-Ramp demand (vph)		606	757			507	562				1,497		347								781			449	
Off-Ramp demand (vph)			497	479		356			969				778		812						648			1,151	
Ramp-to-Ramp demand (vph)			459			356							347								648				
Travel time per vehicle (min)	0.66	0.20	0.71	0.15	0.68	0.42	0.32	0.14	0.29	0.48	0.32	0.59	0.45		2.28	0.29	0.72	0.30		2.55	0.46	0.06	0.30	0.84	0.15
VMTD Veh-miles (Demand)	2,309	903	3,301	761	2,519	2,041	1,589	683	1,589	1,756	1,739	1,704	2,450		7,802	1,616	2,730	1,521		7,659	2,323	161	1,559	2,939	680
VMTV Veh-miles (Volume)	2,147	847	3,122	719	2,381	1,940	1,517	652	1,517	1,675	1,601	1,569	2,266		7,212	1,494	2,521	1,415		7,639	2,305	160	1,545	2,914	674
VHT travel (hrs)	45.97	16.09	65.37	13.04	52.60	35.69	28.08	12.71	26.25	35.26	30.08	54.96	44.72		200.09	25.69	54.04	25.16		227.12	46.64	4.99	26.93	60.19	11.79
VHD delay (hrs)	12.95	3.06	17.33	1.98	18.58	7.97	6.40	3.39	4.57	11.33	121.96	32.55	12.35		97.06	4.34	18.03	4.95		117.99	13.70	2.71	4.85	18.57	2.16
Space mean speed (mph)	47	53	48	55	45	54	54	51	58	48	53	29	51		36	58	47	56		34	49	32	57	48	57
Segment density (veh/mi/lane)	30	30	30	31	34	25	35	26	31	31	35	66	32		49	30	32	30		53	30	57	32	30	28
Segment density (pc/mi/lane)	34	35	35	35	39	28	40	30	35	36	41	76	36		56	35	37	34		61	35	65	36	34	32
Tolled Express Lane	TEL-W					TEL-ONR					TEL-OFR					TEL-ONR									
Space mean speed (mph)	65	65	48	60	70	54	69	70	70	70	70	70	51		70	70	70	70		70	49	54	69	70	70
Travel time per vehicle (min)	0.47	0.16	0.71	0.14	0.44	0.42	0.25	0.11	0.24	0.33	0.24	0.24	0.45		1.18	0.24	0.48	0.24		1.23	0.46	0.03	0.25	0.58	0.12
Volume (vph)	750	750	459	496	496	356	356	356	356	356	356	356	347		781	781	781	781		781	648	648	648	648	648
Level of Service (LOS)	B	B	A	A	A	A	A	A	A	A	A	A	A		B	B	B	B		B	B	A	A	A	A

SEGMENT	52	53	54	55	56	57	58	59	60	61	62	63	64	65	66	67	68	69	70	71		
Segment Length (ft)	400	2,000		14,995	2,000	745	750	4,315	1,500	3,500	3,000	3,240	1,500	2,995	1,500	490	2,000	2,280	1,500	2,995	1,500	
Number of lanes	3	4		3	4	3	3	3	3	3	4	3	3	3	3	2	2	2	2	2	2	
Free Flow Speed (mph)	70	70		70	70	70	70	70	70	70	70	70	70	70	70	70	70	70	70	70	70	
Segment demand (vph)	3,322	3,890		3,312	3,890	3,480	3,480	2,352	2,948	2,948	3,361	3,357	2,732	3,368	3,368	3,368	3,368	3,368	3,032	3,178	3,178	
On-Ramp demand (vph)		578			410		1,128				4	625							336			
Off-Ramp demand (vph)		568			578				596		413				636						146	
Ramp-to-Ramp demand (vph)		568			410																	
Travel time per vehicle (min)	0.08	0.39		3.11	0.40	0.16	0.15	0.83	0.29	0.70	0.62	0.66	0.29	0.58	0.29	0.14	0.59	0.67	0.32	0.74	0.30	
VMTD Veh-miles (Demand)	252	1,473		9,406	1,473	491	494	1,922	838	1,954	1,910	2,060	954	1,550	957	313	1,276	1,454	957	1,720	903	
VMTV Veh-miles (Volume)	252	1,473		9,406	1,473	491	494	1,922	838	1,954	1,910	2,060	954	1,550	957	313	1,276	1,454	957	1,720	903	
VHT travel (hrs)	4.59	25.60		171.49	26.24	9.12	8.54	32.53	14.25	34.36	34.48	37.09	16.34	26.58	16.29	8.06	32.90	37.50	17.72	37.47	16.00	
VHD delay (hrs)	1.00	4.55		37.11	5.19	2.11	1.48	5.07	2.29	6.45	7.20	7.67	2.72	4.44	2.62	3.59	14.67	16.73	4.05	12.90	3.10	
Space mean speed (mph)	55	58		55	56	54	58	59	59	57	55	56	58	58	59	39	39	39	39	54	46	
Segment density (veh/mi/lane)	20	17		20	17	22	20	13	17	17	15	20	19	16	19	43	43	43	26	33	26	
Segment density (pc/mi/lane)	24	19		24	20	25	23	16	20	20	17	23	22	18	22	50	50	50	30	38	30	
Tolled Express Lane	TEL-ONR		TEL-OFR							TEL-OFR			GP	GP	GP	GP	GP	GP	GP	GP	GP	GP
Space mean speed (mph)	63	58		70	56	70	70	70	70	70	55	56	58	58	59	39	39	39	54	46	56	
Travel time per vehicle (min)	0.07	0.39		2.43	0.40	0.12	0.12	0.70	0.24	0.57	0.62	0.66	0.29	0.58	0.14	0.59	0.67	0.32	0.74	0.30	0.30	
Volume (vph)	568	568		579	410	413	413	413	413	413	-	-	-	-	-	-	-	-	-	-	-	
Level of Service (LOS)	A	A		A	A	A	A	A	A	A												

4:30 PM	C	B	C	B	C	B	B	B	B	B	C	B	B	B	D	D	D	C	D	C
4:45 PM	C	B	C	B	C	B	B	B	C	B	C	B	B	C	E	E	E	D	D	D
5:00 PM	C	B	C	B	C	B	B	B	C	B	C	B	B	C	F	F	F	D	E	D
5:15 PM	C	C	C	C	D	C	B	B	C	B	C	B	C	C	F	F	F	D	E	D
5:30 PM	C	B	C	B	C	C	B	B	C	B	C	B	B	C	E	E	E	C	D	D
5:45 PM	D	C	C	C	D	C	B	B	C	B	C	B	C	C	F	F	F	D	E	D
6:00 PM	C	B	C	C	D	C	B	B	C	B	C	B	B	C	F	F	F	D	D	C
6:15 PM	C	B	C	B	C	C	B	B	C	B	C	B	B	B	E	E	E	C	D	C

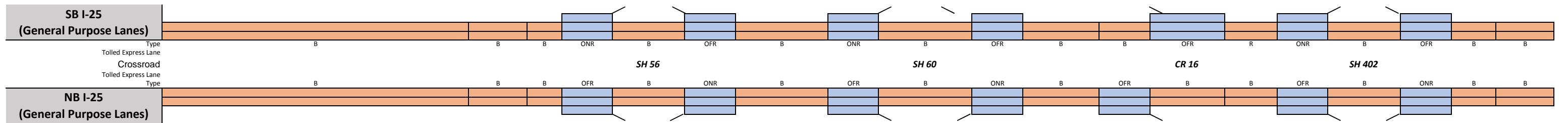


4:30 PM	D	C	D	C	D	B	C	C	C	C	D	C	E	D	F	F	F	D	D	C
4:45 PM	E	C	E	C	E	C	C	C	D	C	D	F	F	F	F	F	F	F	E	D
5:00 PM	E	C	E	C	E	C	C	C	D	B	F	F	F	F	F	F	F	F	E	D
5:15 PM	E	C	E	C	D	F	C	C	D	F	F	F	F	F	F	F	F	F	E	D
5:30 PM	E	C	E	C	D	F	C	C	D	F	F	F	F	F	F	F	F	F	E	D
5:45 PM	F	D	F	D	F	C	C	F	F	F	F	F	F	F	F	F	F	F	F	F
6:00 PM	F	D	F	D	F	E	F	F	F	F	F	F	F	F	F	F	F	F	E	D
6:15 PM	F	D	F	E	F	F	F	F	F	F	F	F	F	F	F	F	F	F	D	C

SEGMENT	52	53	54	55	56	57	58	59	60	61	62	63	64	65	66	67	68	69	70	71	
Segment Length (ft)	735	2,000		15,000	2,000	1,635	1,500	2,325	1,500	3,850	3,000	3,040	1,500	3,185	1,500	500	2,000	2,245	1,500	3,035	1,500
Number of lanes	3	4		3	4	3	3	3	3	3	4	3	3	2	2	2	2	2	2	2	2
Free Flow Speed (mph)	70	70		70	70	70	70	70	70	70	70	70	70	70	70	70	70	70	70	70	70
Segment demand (vph)	4,784	5,433		4,772	5,433	4,979	4,979	3,403	4,239	4,239	4,688	4,688	4,688	3,801	4,284	4,284	4,284	4,284	4,284	3,543	3,654
On-Ramp demand (vph)		649			661				836		449				483						111
Off-Ramp demand (vph)		661			454		1,576					887									
Ramp-to-Ramp demand (vph)		649			454																
Travel time per vehicle (min)	0.19	0.41		3.93	0.42	0.46	0.30	0.45	0.36	1.38	2.28	2.08	1.12	1.47	0.32	0.18	0.73	0.82	0.31	0.74	0.31
VMTD Veh-miles (Demand)	666	2,058		13,557	2,058	1,542	1,414	1,498	1,204	3,091	2,664	2,699	1,332	2,293	1,217	406	1,623	1,822	1,217	2,037	1,038
VMTV Veh-miles (Volume)	661	2,044		13,462	2,045	1,532	1,406	1,479	1,173	2,894	2,389	2,368	1,168	2,006	1,082	361	1,443	1,619	1,082	1,806	924
VHT travel (hrs)	15.26	36.82		310.36	37.99	37.96	24.83	25.28	24.66	90.95	160.04	142.29	76.51	81.25	20.57	11.55	46.20	51.85	19.57	38.78	16.98
VHD delay (hrs)	5.82	7.63		118.04	8.77	16.07	4.75	4.15	8.14	49.61	125.91	108.46	59.82	52.59	5.11	6.40	25.59	28.72	4.11	12.98	3.77
Space mean speed (mph)	43	55		43	54	40	57	59	48	32	15	17	15	25	53	31	31	31	55	47	54
Segment density (veh/mi/lane)	37	24		36	25	41	29	19	29	42	70	82	90	67	27	61	61	61	32	34	26
Segment density (pc/mi/lane)	42	28		42	29	47	34	22	33	48	80	94	102	76	31	69	69	69	36	38	29
Tolled Express Lane	TEL-OFR		TEL-ONR							TEL-ONR			GP	GP	GP	GP	GP	GP	GP	GP	GP
Space mean speed (mph)	70	55		70	54	69	70	70	70	70	15	17	15	25	53	31	31	31	55	47	54
Travel time per vehicle (min)	0.12	0.41		2.44	0.42	0.27	0.24	0.38	0.24	0.63	2.28	2.08	1.12	1.47	0.32	0.18	0.73	0.82	0.31	0.74	0.31
Volume (vph)	648	649		661	454	454	454	454	454	454	-	-	-	-	-	-	-	-	-	-	-
Level of Service (LOS)	A	B		A	A	A	A	A	A	A											

SEGMENT	72	73	74	75	76	77	78	79	80	81	82	83	84	85	86	87	88	89	90
Segment Length (ft)	18,155	2,000	425	1,500	3,020	1,500	4,340	1,500	3,245	1,500	5,790	3,075	750	895	1,165	2,870	750	705	2,000
Number of lanes	2	2	2	2	2	2	2	2	2	2	2	2	2	2	2	2	2	2	2
Free Flow Speed (mph)	70	70	70	70	70	70	70	70	70	70	70	70	70	70	70	70	70	70	70
Segment demand (vph)	3,178	3,182	3,182	3,182	2,762	3,461	3,461	3,461	3,118	3,586	3,586	3,586	4,409	4,409	4,409	3,727	4,473	4,473	4,473
On-Ramp demand (vph)				420				343							682				
Off-Ramp demand (vph)						699				468			823				746		
Ramp-to-Ramp demand (vph)																			
Travel time per vehicle (min)	4.77	0.46	0.10	0.31	0.63	0.31	1.06	0.31	0.72	0.30	1.44	0.76	0.15	0.19	0.25	1.37	0.17	0.26	0.74
VMTD Veh-miles (Demand)	10,927	1,205	256	904	1,580	983	2,845	983	1,916	1,019	3,932	2,088	626	747	973	2,026	635	597	1,694
VMTV Veh-miles (Volume)	10,927	1,069	227	802	1,374	852	2,466	852	1,633	866	3,343	1,776	534	637	829	1,671	529	498	1,414
VHT travel (hrs)	252.50	21.67	4.60	14.60	25.34	15.37	52.93	15.33	31.73	15.50	73.00	38.77	9.67	12.17	15.85	70.41	10.63	16.31	45.92
VHD delay (hrs)	96.40	6.40	1.36	3.15	5.72	3.20	17.70	3.15	8.40	3.12	25.24	13.40	2.04	3.08	4.01	46.53	3.07	9.20	25.72
Space mean speed (mph)	43	49	49	55	54	55	47	56	51	56	46	46	55	52	52	24	50	31	31
Segment density (veh/mi/lane)	37	29	29	24	22	23	32	22	26	25	33	33	31	37	27	65	36	61	61
Segment density (pc/mi/lane)	42	33	33	28	25	26	37	26	30	29	38	38	36	43	32	74	41	70	70
Tolled Express Lane	GP	GP	GP	GP	GP	GP	GP	GP	GP	GP	GP	GP	GP	GP	GP	GP	GP	GP	GP
Space mean speed (mph)	43	49	49	55	54	55	47	56	51	56	46	46	55	52	52	24	50	31	31
Travel time per vehicle (min)	4.77	0.46	0.10	0.31	0.63	0.31	1.06	0.31	0.72	0.30	1.44	0.76	0.15	0.19	0.25	1.37	0.17	0.26	0.74
Volume (vph)	-	-	-	-	-	-	-	-	-	-	-	-	-	-	-	-	-	-	-
Level of Service (LOS)																			

4:30 PM	D	C	C	C	C	C	E	C	D	D	E	E	F	F	F	E	F	F	F
4:45 PM	E	D	D	C	D	C	E	C	D	D	E	E	F	F	F	E	F	F	F
5:00 PM	E	D	D	D	C	C	E	C	D	D	E	E	F	F	F	F	F	F	F
5:15 PM	F	E	E	D	C	C	E	C	D	D	E	E	F	F	F	F	F	F	F
5:30 PM	E	D	D	C	C	C	E	C	D	D	E	E	F	F	F	F	F	F	F
5:45 PM	E	D	D	C	C	C	E	C	D	D	E	E	F	F	F	F	F	F	F
6:00 PM	E	D	D	C	C	C	E	C	D	D	E	E	F	F	F	F	F	F	F
6:15 PM	D	D	D	C	C	C	E	C	D	D	E	E	F	F	F	F	F	F	F

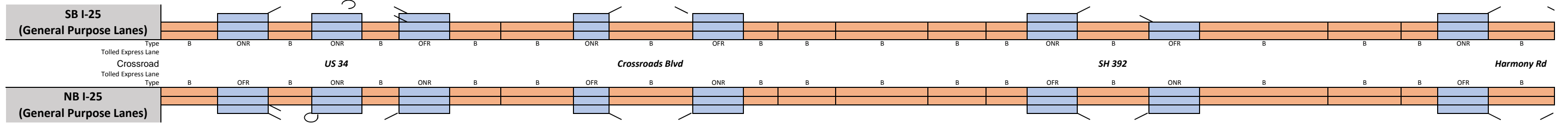


4:30 PM	E	E	E	D	D	D	E	D	E	D	F	D	D	D	C	D	C	E	E
4:45 PM	F	F	F	E	E	F	F	F	F	F	F	F	F	F	D	D	D	F	F
5:00 PM	F	F	F	E	D	D	F	E	F	D	F	E	E	E	D	D	D	F	F
5:15 PM	F	F	F	E	E	D	F	F	F	F	F	F	E	E	D	D	D	F	F
5:30 PM	F	F	F	E	D	D	F	F	F	F	F	F	E	E	D	D	D	F	F
5:45 PM	F	F	F	F	F	F	F	F	F	F	F	F	F	F	D	C	F	F	F
6:00 PM	E	F	F	F	F	F	F	F	F	D	F	E	F	F	D	F	F	F	F
6:15 PM	F	E	F	F	F	F	F	F	F	D	F	E	E	E	D	F	F	F	F

SEGMENT	72	73	74	75	76	77	78	79	80	81	82	83	84	85	86	87	88	89	90
Segment Length (ft)	18,150	2,000	500	1,500	2,890	1,500	4,225	1,500	4,255	1,500	3,160	1,500	3,095	1,610	1,500	2,930	1,500	1,095	2,000
Number of lanes	2	2	2	2	2	2	2	2	2	2	2	2	2	2	2	2	2	2	2
Free Flow Speed (mph)	70	70	70	70	70	70	70	70	70	70	70	70	70	70	70	70	70	70	70
Segment demand (vph)	3,654	3,654	3,654	3,654	3,231	3,818	3,818	3,818	3,536	3,881	3,881	3,881	3,335	3,335	3,335	2,897	3,608	3,608	3,608
On-Ramp demand (vph)						587				345							711		
Off-Ramp demand (vph)				423				282				546			438				
Ramp-to-Ramp demand (vph)																			
Travel time per vehicle (min)	6.29	0.61	0.15	0.33	0.77	0.35	1.41	0.39	1.57	0.33	1.26	0.31	0.83	0.43	0.31	0.62	0.33	0.33	0.63
VMTD Veh-miles (Demand)	12,561	1,384	346	1,038	1,768	1,085	3,055	1,085	2,850	1,103	2,323	1,103	1,955	1,017	947	1,608	1,025	748	1,367
VMTV Veh-miles (Volume)	12,403	1,364	341	1,019	1,718	1,057	2,965	1,051	2,749	1,067	2,248	1,067	1,891	984	916	1,553	992	721	1,308
VHT travel (hrs)	378.36	36.74	9.27	19.69	40.35	21.99	86.89	23.84	89.11	20.57	78.76	19.20	44.49	23.14	16.42	28.87	19.14	19.10	36.03
VHD delay (hrs)	201.17	17.25	4.40	5.13	15.80	6.89	44.53	8.82	49.83	5.32	46.64	3.95	17.48	9.09	3.32	6.69	4.98	8.79	17.34
Space mean speed (mph)	33	37	37	52	43	48	34	44	31	52	29	56	43	43	56	54	52	38	36
Segment density (veh/mi/lane)	55	48	49	34	37	34	54	41	55	29	66	31	38	38	27	26	29	46	48
Segment density (pc/mi/lane)	63	56	56	39	42	39	62	48	64	33	76	36	44	44	31	30	34	53	55
Tolled Express Lane	GP	GP	GP	GP	GP	GP	GP	GP	GP	GP	GP	GP	GP	GP	GP	GP	GP	GP	GP
Space mean speed (mph)	33	37	37	52	43	48	34	44	31	52	29	56	43	43	56	54	52	38	36
Travel time per vehicle (min)	6.29	0.61	0.15	0.33	0.77	0.35	1.41	0.39	1.57	0.33	1.26	0.31	0.83	0.43	0.31	0.62	0.33	0.33	0.63
Volume (vph)	-	-	-	-	-	-	-	-	-	-	-	-	-	-	-	-	-	-	-
Level of Service (LOS)																			

SEGMENT	91	92	93	94	95	96	97	98	99	100	101	102	103	104	105	106	107	108	109	110	111	112	113	114
Segment Length (ft)	2,640	1,500	405	755	1,250	1,500	1,435	3,000	1,500	3,480	1,500	700	2,000	4,255	2,000	460	1,500	3,240	1,500	6,730	3,000	455	1,500	3,025
Number of lanes	2	2	2	2	2	2	2	2	2	2	2	2	2	2	2	2	2	2	2	2	2	2	2	2
Free Flow Speed (mph)	70	70	70	70	70	70	70	70	70	70	70	70	70	70	70	70	70	70	70	70	70	70	70	70
Segment demand (vph)	4,473	4,473	3,716	3,716	3,308	4,254	4,254	4,254	4,254	3,321	4,157	4,157	4,157	4,157	4,165	4,165	4,165	3,622	4,482	4,482	4,482	4,482	4,482	3,190
On-Ramp demand (vph)		757		408					933								543						1,292	
Off-Ramp demand (vph)						946					836								860					
Ramp-to-Ramp demand (vph)																								
Travel time per vehicle (min)	0.96	0.33	0.23	0.42	1.03	0.69	0.66	1.39	0.66	3.12	0.76	0.34	0.98	2.57	0.59	0.14	0.32	0.76	0.31	2.32	1.04	0.16	0.32	2.00
VMTD Veh-miles (Demand)	2,237	1,271	285	531	783	1,209	1,156	2,417	1,209	2,189	1,181	551	1,575	3,350	1,578	363	1,183	2,223	1,273	5,713	2,547	386	1,273	1,828
VMTV Veh-miles (Volume)	1,871	1,066	230	429	614	944	904	1,891	947	1,613	910	428	1,226	2,635	1,380	317	1,035	1,903	1,092	4,900	2,184	331	1,092	1,652
VHT travel (hrs)	59.81	20.93	11.52	21.23	44.47	38.37	36.61	77.24	36.91	127.30	40.81	18.20	52.69	140.20	35.96	8.27	19.35	39.14	19.81	148.79	66.32	10.06	20.80	95.89
VHD delay (hrs)	33.08	5.70	8.24	15.11	35.70	24.89	23.70	50.23	38.48	104.26	27.82	12.09	35.17	102.56	16.24	3.74	4.56	11.95	4.21	78.78	35.12	5.33	291.99	72.29
Space mean speed (mph)	31	51	20	20	14	25	25	24	26	13	22	24	23	19	38	38	38	49	55	33	33	33	53	17
Segment density (veh/mi/lane)	60	31	75	74	94	68	67	68	65	97	72	69	70	87	47	47	27	32	35	58	58	58	27	84
Segment density (pc/mi/lane)	69	35	86	85	108	78	77	78	75	111	83	79	80	100	53	53	30	36	39	66	66	66	31	93
Tolled Express Lane	GP	GP	GP	GP	GP	GP	GP	GP	GP	GP	GP	GP	GP	GP	GP	GP	GP	GP	GP	GP	GP	GP	GP	GP
Space mean speed (mph)	31	51	20	20	14	25	25	24	26	13	22	24	23	19	38	38	38	49	55	33	33	33	53	17
Travel time per vehicle (min)	0.96	0.33	0.23	0.42	1.03	0.69	0.66	1.39	0.66	3.12	0.76	0.34	0.98	2.57	0.59	0.14	0.32	0.76	0.31	2.32	1.04	0.16	0.32	2.00
Volume (vph)	-	-	-	-	-	-	-	-	-	-	-	-	-	-	-	-	-	-	-	-	-	-	-	-
Level of Service (LOS)																								

4:30 PM	F	F	F	F	F	F	F	F	F	D	F	F	F	F	F	F	D	E	F	F	F	F	D
4:45 PM	F	F	F	F	F	F	F	F	F	C	F	F	F	F	F	F	F	E	F	F	F	F	F
5:00 PM	F	F	F	F	F	F	F	F	F	F	F	F	F	F	F	F	F	E	F	F	F	F	F
5:15 PM	F	F	F	F	F	F	F	F	F	F	F	F	F	F	F	F	F	D	F	F	F	F	F
5:30 PM	F	F	F	F	F	F	F	F	F	F	F	F	F	F	F	F	F	D	F	F	F	F	F
5:45 PM	F	F	F	F	F	F	F	F	F	F	F	F	F	F	F	F	F	E	F	F	F	F	F
6:00 PM	F	F	F	F	F	F	F	F	F	F	F	F	F	F	F	F	F	E	F	F	F	F	F
6:15 PM	F	F	F	F	F	F	F	F	F	F	F	F	F	F	F	F	F	E	F	F	F	F	F

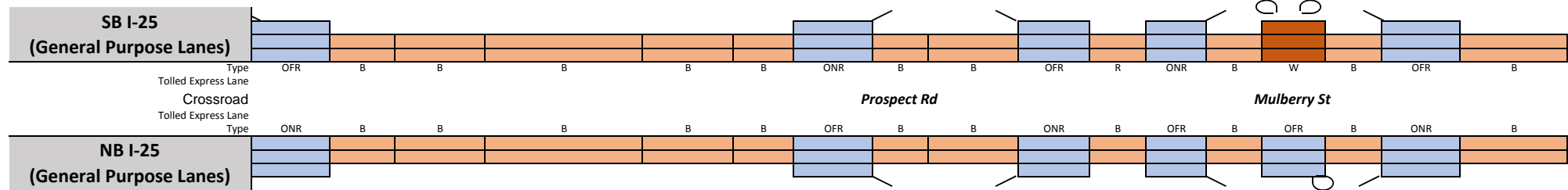


4:30 PM	E	C	C	B	D	D	F	F	D	D	D	F	F	F	F	F	D	E	D	F	F	D	D
4:45 PM	F	C	D	C	E	F	F	F	F	E	F	F	F	F	F	F	F	F	F	F	F	F	D
5:00 PM	F	C	D	C	F	F	F	F	F	F	F	F	F	F	F	F	F	F	F	F	F	F	D
5:15 PM	F	C	C	F	F	F	F	F	F	F	F	F	F	F	F	F	F	D	F	F	F	F	D
5:30 PM	F	E	F	F	F	F	F	F	F	F	F	F	F	F	F	F	F	E	F	F	F	F	D
5:45 PM	F	F	F	F	F	F	F	F	F	F	F	F	F	F	F	F	F	F	F	F	F	F	D
6:00 PM	F	F	F	F	F	F	F	F	F	F	F	F	F	F	F	F	F	F	F	F	F	F	D
6:15 PM	F	F	F	F	F	F	F	F	F	F	D	F	F	F	F	F	F	F	D	F	F	F	D

SEGMENT	91	92	93	94	95	96	97	98	99	100	101	102	103	104	105	106	107	108	109	110	111	112	113	114
Segment Length (ft)	1,925	1,500	1,050	1,500	600	1,500	1,545	3,000	540	3,680	1,500	500	2,000	4,255	2,000	900	1,500	2,900	1,500	6,630	3,000	600	1,500	2,565
Number of lanes	2	2	2	2	2	2	2	2	2	2	2	2	2	2	2	2	2	2	2	2	2	2	2	2
Free Flow Speed (mph)	70	70	70	70	70	70	70	70	70	70	70	70	70	70	70	70	70	70	70	70	70	70	70	70
Segment demand (vph)	3,608	3,608	2,724	3,067	3,067	3,988	3,988	3,988	3,988	3,176	4,007	4,007	4,007	4,007	4,007	4,007	4,007	3,301	3,988	3,988	3,988	3,988	3,988	2,803
On-Ramp demand (vph)				343		921							831											
Off-Ramp demand (vph)		884							812								706						1,185	
Ramp-to-Ramp demand (vph)																								
Travel time per vehicle (min)	0.63	0.40	0.50	0.73	0.38	0.33	0.55	1.10	0.12	1.68	0.32	0.20	0.80	1.69	0.80	0.36	0.32	0.90	0.33	2.63	1.19	0.24	0.31	0.56
VMTD Veh-miles (Demand)	1,315	1,025	542	871	349	1,133	1,167	2,266	408	2,214	1,138	379	1,518	3,229	1,518	683	1,138	1,813	1,133	5,008	2,266	453	1,133	1,362
VMTV Veh-miles (Volume)	1,251	969	505	810	322	1,067	1,097	2,121	382	2,039	1,067	356	1,423	3,027	1,423	640	1,067	1,684	1,066	4,712	2,132	426	1,066	1,276
VHT travel (hrs)	36.09	22.77	21.28	34.86	18.07	20.46	34.69	68.27	7.57	82.11	20.28	12.46	49.85	106.05	49.85	22.43	20.06	46.16	20.41	164.31	74.35	14.87	19.63	24.64
VHD delay (hrs)	18.23	8.92	14.06	23.30	13.46	15.67	19.01	37.97	2.12	52.98	5.03	7.38	29.52	62.80	29.52	13.28	4.82	22.11	5.18	97.00	43.89	8.78	4.40	6.41
Space mean speed (mph)	35	43	24	23	18	52	32	31	50	25	53	29	29	29	29	29	53	36	52	29	29	29	54	52
Segment density (veh/mi/lane)	50	36	53	61	79	28	59	60	34	59	26	66	66	66	66	66	33	42	28	65	65	65	30	25
Segment density (pc/mi/lane)	57	41	62	71	91	32	68	69	40	68	30	76	76	76	76	76	38	48	32	75	75	75	35	29
Tolled Express Lane	GP	GP	GP	GP	GP	GP	GP	GP	GP	GP	GP	GP	GP	GP	GP	GP	GP	GP	GP	GP	GP	GP	GP	GP
Space mean speed (mph)	35	43	24	23	18	52	32	31	50	25	53	29	29	29	29	29	53	36	52	29	29	29	54	52
Travel time per vehicle (min)	0.63	0.40	0.50	0.73	0.38	0.33	0.55	1.10	0.12	1.68	0.32	0.20	0.80	1.69	0.80	0.36	0.32	0.90	0.33	2.63	1.19	0.24	0.31	0.56
Volume (vph)	-	-	-	-	-	-	-	-	-	-	-	-	-	-	-	-	-	-	-	-	-	-	-	-
Level of Service (LOS)																								

SEGMENT	115	116	117	118	119	120	121	122	123	124	125	126	127	128	129	130	131		
Segment Length (ft)	1,500	500	2,000	4,840	2,000	500	1,500	535	2,000	775	715	1,160	700	420	750	1,500	2,700	276,955	
Number of lanes	2	2	2	2	2	2	2	2	2	2	2	2	2	3	2	2	2		
Free Flow Speed (mph)	70	70	70	70	70	70	70	70	70	70	70	70	70	70	70	70	70		
Segment demand (vph)	3,934	3,934	3,934	3,934	3,934	3,934	3,934	2,923	2,923	3,115	3,115	3,115	2,558	2,647	1,771	1,942	1,942		
On-Ramp demand (vph)							1,011					557		876					
Off-Ramp demand (vph)	744									192				89		171			
Ramp-to-Ramp demand (vph)														1					
Travel time per vehicle (min)	0.55	0.18	0.72	1.71	0.68	0.18	0.47	0.33	1.14	0.35	0.29	0.42	0.27	0.18	0.15	0.30	0.53	77.95	
VMTD Veh-miles (Demand)	1,118	373	1,490	3,606	1,490	373	1,118	296	1,107	457	422	684	339	211	252	552	993	203,118	
VMTV Veh-miles (Volume)	1,015	339	1,359	3,302	1,378	346	1,038	275	1,034	436	405	661	328	206	251	552	993	191,802	
VHT travel (hrs)	32.55	10.68	43.35	102.91	41.17	10.77	28.69	15.05	51.94	17.27	14.36	20.82	11.22	7.64	4.38	9.79	17.22	4,643.44	
VHD delay (hrs)	18.05	5.83	23.93	55.74	21.49	5.83	25.91	11.12	37.17	11.04	8.58	11.38	6.53	8.10	0.80	1.91	3.03	2,131.73	
Space mean speed (mph)	31	32	31	32	33	32	36	18	20	25	28	32	29	27	57	56	58	41	
Segment density (veh/mi/lane)	57	56	57	56	54	57	49	74	69	58	52	45	42	32	15	16	17	34	
Segment density (pc/mi/lane)	64	63	64	63	61	64	55	82	76	64	58	49	47	35	18	19	19	38	
Tolled Express Lane	GP	GP	GP	GP	GP	GP	GP	GP	GP	GP	GP	GP	GP	GP	GP	GP	GP	GP	TEL
Space mean speed (mph)	31	32	31	32	33	32	36	18	20	25	28	32	29	27	57	56	58	61	
Travel time per vehicle (min)	0.55	0.18	0.72	1.71	0.68	0.18	0.47	0.33	1.14	0.35	0.29	0.42	0.27	0.18	0.15	0.30	0.53	70.71	
Volume (vph)	-	-	-	-	-	-	-	-	-	-	-	-	-	-	-	-	-	-	7.25
Level of Service (LOS)																			

4:30 PM	D	F	F	F	F	F	D	C	C	C	C	C	C	B	B	B	B	
4:45 PM	D	F	F	F	F	F	D	D	D	C	C	C	C	B	B	B	B	
5:00 PM	F	F	F	F	F	F	D	D	D	C	C	C	C	B	B	B	C	
5:15 PM	F	F	F	F	F	F	F	F	F	E	D	C	D	C	C	B	C	
5:30 PM	F	F	F	F	F	F	F	F	F	F	F	F	C	B	B	B	C	
5:45 PM	F	F	F	F	F	F	F	F	F	F	F	F	F	F	C	B	C	
6:00 PM	F	F	F	F	F	F	F	F	F	F	F	F	F	F	C	B	C	
6:15 PM	F	F	F	F	F	F	F	F	F	F	F	F	F	F	C	B	C	

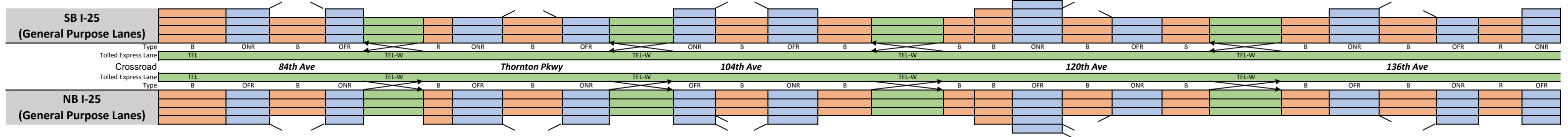


4:30 PM	D	F	F	F	F	F	C	C	C	C	E	D	C	C	C	B	C	
4:45 PM	F	F	F	F	F	F	F	D	D	C	F	D	D	C	C	B	D	
5:00 PM	F	F	F	F	F	F	F	D	D	C	F	D	D	C	C	B	C	
5:15 PM	D	F	F	F	F	F	C	D	D	C	F	D	D	C	C	B	C	
5:30 PM	F	F	F	F	F	F	F	D	D	C	E	D	D	C	C	B	C	
5:45 PM	F	F	F	F	F	F	F	D	D	F	F	F	D	C	C	B	C	
6:00 PM	F	F	F	F	F	F	F	D	D	C	F	D	D	C	C	B	C	
6:15 PM	D	F	F	F	F	F	C	D	D	C	F	D	D	C	C	B	C	

SEGMENT	115	116	117	118	119	120	121	122	123	124	125	126	127	128	129	130	131		
Segment Length (ft)	1,500	900	2,000	4,840	2,000	740	1,500	525	2,000	1,165	570	750	510	840	550	1,500	2,700	277,130	
Number of lanes	2	2	2	2	2	2	2	2	2	2	2	2	2	2	2	2	2		
Free Flow Speed (mph)	70	70	70	70	70	70	70	70	70	70	70	70	70	70	70	70	70		
Segment demand (vph)	3,932	3,932	3,932	3,932	3,932	3,932	3,932	2,877	2,877	3,443	3,443	3,443	2,730	2,730	2,153	2,391	2,391		
On-Ramp demand (vph)	1,129									566						238			
Off-Ramp demand (vph)							1,055					713		577					
Ramp-to-Ramp demand (vph)																			
Travel time per vehicle (min)	0.33	0.35	0.77	1.86	0.77	0.29	0.31	0.12	0.45	0.24	0.16	0.15	0.11	0.19	0.11	0.30	0.56	86.32	
VMTD Veh-miles (Demand)	1,117	670	1,489	3,604	1,489	551	1,117	286	1,090	760	372	489	264	434	224	679	1,223	234,551	
VMTV Veh-miles (Volume)	1,057	634	1,410	3,412	1,410	522	1,057	270	1,030	725	355	467	251	414	213	650	1,170	221,428	
VHT travel (hrs)	20.25	21.51	47.80	115.69	47.80	17.69	19.38	5.33	20.31	13.13	8.64	8.44	4.83	8.17	3.75	11.30	21.22	6,019.53	
VHD delay (hrs)	13.17	12.45	27.66	66.94	27.66	10.24	4.27	1.47	5.60	2.77	3.57	1.78	1.24	2.26	0.70	2.02	4.51	3,389.29	
Space mean speed (mph)	52	29	29	29	29	29	55	51	51	55	41	55	52	51	57	58	55	37	
Segment density (veh/mi/lane)	28	63	63	63	63	63	21	27	27	23	40	28	25	19	18	16	21	44	
Segment density (pc/mi/lane)	32	73	73	73	73	73	24	31	31	26	46	32	29	22	21	18	24	50	
Tolled Express Lane	GP	GP	GP	GP	GP	GP	GP	GP	GP	GP	GP	GP	GP	GP	GP	GP	GP	GP	TEL
Space mean speed (mph)	52	29	29	29	29	29	55	51	51	55	41	55	52	51	57	58	55	59	
Travel time per vehicle (min)	0.33	0.35	0.77	1.86	0.77	0.29	0.31	0.12	0.45	0.24	0.16	0.15	0.11	0.19	0.11	0.30	0.56	73.97	
Volume (vph)	-	-	-	-	-	-	-	-	-	-	-	-	-	-	-	-	-	-	12.35
Level of Service (LOS)																			

SEGMENT	1	2	3	4	5	6	7	8	9	10	11	12	13	14	15	16	17	18	19	20	21	22	23	24	25	26	27	28	
Segment Length (ft)	2,700	1,500	1,865	1,100	2,530	715	750	1,835	750	2,900	1,045	1,735	1,010	2,190	3,100	95	800	1,500	1,575	1,500	1,400	3,000	1,315	1,500	2,095	750	1,390	750	
Number of lanes	4	4	3	3	4	3	3	3	3	4	3	3	3	3	4	3	4	3	3	3	3	4	3	3	3	3	3	3	
Free Flow Speed (mph)	60	60	60	60	60	60	60	60	60	60	60	60	60	60	60	60	60	60	65	65	65	65	65	65	65	65	65	65	
Segment demand (vph)	5,609	5,609	4,275	5,113	6,595	5,095	5,095	4,255	5,072	6,586	5,138	3,995	4,902	4,902	6,344	5,087	5,087	5,087	3,742	4,852	4,852	6,108	5,113	5,113	3,931	4,715	4,715	4,715	
On-Ramp demand (vph)		1,334			1,500		840			1,448	1,143				1,257			1,345				995		1,182				1,057	
Off-Ramp demand (vph)			838		1,482				817	1,514			907		1,442					1,110		1,256				784			
Ramp-to-Ramp demand (vph)					1,157					1,286					1,085							843							
Travel time per vehicle (min)	0.70	0.29	0.49	0.24	0.72	0.17	0.18	0.48	0.17	0.78	0.24	0.44	0.22	0.66	0.85	0.03	0.20	0.34	0.36	0.31	0.40	0.75	0.41	0.33	0.49	0.16	0.30	0.16	
VMTD Veh-miles (Demand)	2,868	1,593	1,510	1,065	3,160	690	724	1,479	720	3,617	1,017	1,313	938	2,033	3,725	92	771	1,445	1,116	1,378	1,287	3,470	1,273	1,453	1,560	670	1,241	670	
VMTV Veh-miles (Volume)	2,868	1,593	1,510	1,065	3,160	690	724	1,479	720	3,617	1,017	1,313	938	2,033	3,725	92	771	1,445	1,116	1,378	1,287	3,470	1,273	1,453	1,560	670	1,241	670	
VHT travel (hrs)	65.69	27.05	35.02	20.79	79.09	14.22	14.92	34.13	14.05	85.99	20.94	29.24	18.28	53.56	90.07	2.54	16.78	29.04	22.50	25.34	32.18	75.84	34.96	28.05	32.20	12.36	23.68	12.78	
VHD delay (hrs)	17.89	0.50	9.85	3.04	26.43	2.72	2.86	9.48	2.04	25.70	3.99	7.36	2.66	19.67	27.99	1.01	3.93	4.96	5.32	4.13	12.39	22.45	15.37	5.71	8.21	2.05	4.58	2.47	
Space mean speed (mph)	44	59	43	51	40	49	49	43	51	42	49	45	51	38	41	36	46	50	50	54	40	46	36	52	48	54	52	52	
Segment density (veh/mi/lane)	32	24	33	33	40	35	35	33	33	38	35	30	32	43	37	47	28	34	25	30	40	33	47	33	27	29	30	30	
Segment density (pc/mi/lane)	37	27	38	38	46	40	40	38	38	44	41	34	37	50	43	54	32	39	29	34	47	38	54	38	31	33	34	34	
Tolled Express Lane	TEL				TEL-W					TEL-W					TEL-W							TEL-W							
Space mean speed (mph)	44	60	60	57	40	60	60	60	55	42	60	60	60	59	41	60	60	60	65	65	63	46	65	65	65	65	65	65	65
Travel time per vehicle (min)	0.70	0.28	0.35	0.22	0.72	0.14	0.14	0.35	0.16	0.78	0.20	0.33	0.19	0.42	0.85	0.02	0.15	0.28	0.28	0.26	0.25	0.75	0.23	0.26	0.37	0.13	0.24	0.13	
Volume (vph)	1,483	1,483	1,483	1,483	1,157	1,516	1,516	1,516	1,516	1,286	1,443	1,443	1,443	1,443	1,085	1,256	1,256	1,256	1,256	1,256	1,256	843	996	996	996	996	996	996	996
Level of Service (LOS)	D	C	C	D	D	C	C	C	D	D	C	C	C	C	D	C	C	C	C	C	C	C	B	B	B	B	B	B	

4:30 PM	E	D	E	C	F	D	D	E	D	E	D	D	C	F	E	F	D	C	D	D	E	E	F	D	D	E	E	C
4:45 PM	E	D	E	D	F	D	D	E	E	F	D	E	D	F	F	F	D	C	D	D	F	E	F	D	D	E	E	D
5:00 PM	E	D	E	C	F	D	D	E	E	F	D	E	C	F	F	F	D	C	D	D	F	E	F	D	D	E	E	D
5:15 PM	E	D	E	C	F	D	D	E	D	F	D	D	C	F	E	F	D	C	D	D	F	E	F	D	D	E	E	C
5:30 PM	E	D	E	C	F	D	D	E	D	F	D	D	C	F	E	F	D	C	D	D	E	E	E	C	D	E	E	D
5:45 PM	E	D	E	C	F	D	D	E	D	F	D	D	C	F	F	F	D	C	D	D	F	E	F	D	D	E	E	D
6:00 PM	E	D	E	F	F	F	F	E	E	F	F	E	D	F	F	F	D	F	D	E	F	F	F	D	E	F	F	D
6:15 PM	E	D	E	D	F	F	F	D	D	F	D	D	D	F	F	F	D	C	D	D	F	E	F	D	E	F	F	D



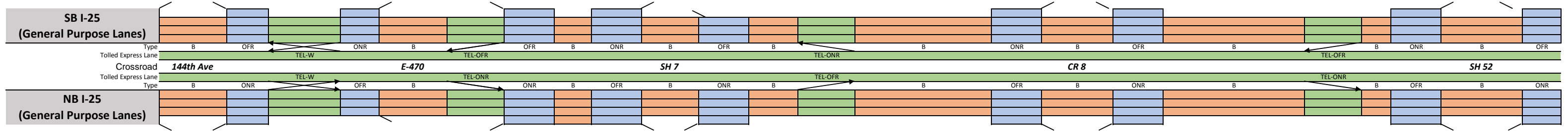
4:30 PM	F	F	F	F	F	F	F	D	F	F	F	E	F	F	E	F	D	F	E	F	F	E	F	F	E	F	F	F
4:45 PM	F	F	F	F	F	F	F	F	F	F	F	E	F	F	E	F	D	F	E	F	F	E	F	F	E	F	F	F
5:00 PM	F	F	F	F	F	F	F	F	F	F	F	E	F	F	F	F	D	F	E	F	F	E	F	F	E	F	F	F
5:15 PM	F	F	F	F	F	F	F	F	F	F	F	E	F	F	F	F	D	F	E	F	F	E	F	F	E	F	F	F
5:30 PM	F	F	F	F	F	F	F	F	F	F	F	E	F	F	F	F	D	F	E	F	F	E	F	F	E	F	F	F
5:45 PM	F	F	F	F	F	F	D	F	F	F	F	F	F	F	F	F	D	F	F	F	F	F	F	F	E	F	F	F
6:00 PM	F	F	F	F	F	F	D	F	F	F	F	F	F	F	F	F	D	F	F	F	F	F	F	F	E	F	F	F
6:15 PM	F	F	F	F	F	F	D	F	F	F	F	F	F	F	F	F	D	F	E	F	F	F	F	F	E	F	F	F

SEGMENT	1	2	3	4	5	6	7	8	9	10	11	12	13	14	15	16	17	18	19	20	21	22	23	24	25	26	27	28
Segment Length (ft)	2,700	1,100	1,875	750	2,200	170	1,500	2,180	1,350	2,450	995	1,700	1,500	1,765	3,000	310	715	1,500	1,525	1,500	1,400	3,000	1,380	1,500	2,040	1,015	1,070	745
Number of lanes	4	4	3	3	4	4	3	3	3	4	3	3	3	3	4	3	4	3	3	3	3	4	3	3	3	3	3	3
Free Flow Speed (mph)	60	60	60	60	60	60	60	60	60	60	60	60	60	60	60	60	60	60	65	65	65	65	65	65	65	65	65	65
Segment demand (vph)	6,537	6,537	5,330	6,046	7,643	6,254	6,254	5,351	6,357	7,756	6,580	5,393	6,127	6,127	7,300	6,261	6,261	6,261	5,335	6,131	6,131	7,190	6,298	6,298	5,173	6,120	6,120	6,120
On-Ramp demand (vph)				716	1,597				1,006	1,399			734		1,173						796		1,059			947		
Off-Ramp demand (vph)		1,207			1,389		903			1,176	1,187				1,039			926				892		1,125				1,251
Ramp-to-Ramp demand (vph)					1,321					1,104					977							777						
Travel time per vehicle (min)	1.62	0.66	0.90	0.21	0.60	0.06	0.43	1.13	0.37	0.72	0.22	0.46	0.35	0.56	0.96	0.11	0.18	0.33	0.40	0.33	0.48	1.21	0.51	0.31	0.53	0.23	0.25	0.16
VMTD Veh-miles (Demand)	3,343	1,362	1,893	859	3,185	201	1,777	2,209	1,625	3,599	1,240	1,736	1,741	2,048	4,148	368	848	1,779	1,541	1,742	1,626	4,085	1,646	1,789	1,999	1,176	1,240	864
VMTV Veh-miles (Volume)	2,952	1,202	1,663	767	2,663	169	1,489	1,858	1,381	2,923	1,007	1,414	1,456	1,714	3,581	317	731	1,534	1,323	1,527	1,425	3,587	1,442	1,567	1,749	1,052	1,109	772
VHT travel (hrs)	155.77	63.51	70.40	19.20	64.38	5.40	37.77	85.03	33.69	75.31	19.72	33.36	29.94	48.07	100.49	9.76	16.37	30.03	30.62	29.82	43.22	127.48	47.11	28.87	40.04	21.24	22.40	14.35
VHD delay (hrs)	106.56	43.48	42.68	6.42	386.90	2.59	12.96	54.06	67.68	406.41	2.95	9.79	5.67	19.51	40.81	4.48	4.18	4.46	10.28	6.33	21.29	72.30	24.93	4.75	13.13	5.54	5.33	2.47
Space mean speed (mph)	19	19	24	40	41	31	39	22	41	39	51	42	49	36	36	32	45	51	43	51	33	28	31	54	44	50	50	54
Segment density (veh/mi/lane)	76	76	66	45	41	42																						

SEGMENT	29	30	31	32	33	34	35	36	37	38	39	40	41	42	43	44	45	46	47	48	49	50	51		
Segment Length (ft)	2,720	1,280	3,000	1,280	3,650	2,000	750	685	750	2,535	1,500	520	2,000		7,390	1,500	2,750	1,500		7,610	2,000	295	1,500	3,030	1,500
Number of lanes	3	3	4	3	3	4	3	3	3	3	3	3	4		3	3	3	3		3	4	3	3	3	3
Free Flow Speed (mph)	65	65	65	65	70	70	70	70	70	70	70	70	70		70	70	70	70		70	70	70	70	70	70
Segment demand (vph)	3,658	4,350	5,347	4,555	4,117	4,910	5,192	5,192	5,192	3,842	4,902	4,902	5,254		4,514	4,514	3,879	4,253		4,253	4,995	4,375	4,375	3,336	3,642
On-Ramp demand (vph)			792	438		348			1,350				740			635					620		1,039		
Off-Ramp demand (vph)		692	997			793	630				1,060		352					374			746				306
Ramp-to-Ramp demand (vph)			750			348							352								620				
Travel time per vehicle (min)	0.62	0.26	0.63	0.27	0.82	0.43	0.15	0.21	0.16	0.55	0.30	0.14	0.43		1.83	0.30	0.60	0.29		1.78	0.41	0.07	0.30	0.63	0.29
VMTD Veh-miles (Demand)	1,884	1,055	3,038	1,104	2,846	1,860	738	674	738	1,845	1,393	483	1,990		6,318	1,282	2,020	1,208		6,130	1,892	244	1,243	1,914	1,035
VMTV Veh-miles (Volume)	1,884	1,055	3,038	1,104	2,846	1,860	738	674	738	1,845	1,393	483	1,990		6,318	1,282	2,020	1,208		6,130	1,891	244	1,242	1,913	1,034
VHT travel (hrs)	37.60	19.12	56.49	20.85	56.52	35.57	12.63	18.18	13.75	35.19	24.12	11.80	38.01		137.70	22.49	39.00	20.42		125.97	34.35	5.31	21.63	34.98	17.40
VHD delay (hrs)	8.61	2.90	9.75	3.86	15.86	9.00	2.09	8.55	3.21	8.84	4.23	4.90	9.58		47.45	4.17	10.14	3.16		38.40	7.33	1.82	3.88	7.64	2.63
Space mean speed (mph)	50	55	54	53	50	52	58	37	54	52	58	41	52		46	57	52	59		49	55	46	57	55	59
Segment density (veh/mi/lane)	24	26	24	29	27	23	30	47	32	24	28	40	25		33	26	25	24		29	22	32	25	20	20
Segment density (pc/mi/lane)	28	30	28	33	31	27	34	54	37	28	33	46	29		38	30	29	28		34	26	37	30	24	24

Tolled Express Lane	TEL-W					TEL-ORF					TEL-ONR					TEL-OFR									
Space mean speed (mph)	65	64	54	66	70	52	70	70	70	70	69	62	52	70	70	70	70	70		55	70	70	70	70	69
Travel time per vehicle (min)	0.48	0.23	0.63	0.22	0.59	0.43	0.12	0.11	0.12	0.41	0.25	0.09	0.43	1.20	0.24	0.45	0.24		1.24	0.41	0.05	0.24	0.49	0.25	
Volume (vph)	996	996	750	794	794	348	352	352	352	352	352	352	352	747	747	747	747		747	620	619	619	619	619	
Level of Service (LOS)	B	B	B	B	B	A	A	A	A	A	A	A	A	A	A	A	A	A		A	B	A	A	A	A

4:30 PM	C	C	C	C	D	C	C	E	D	C	C	E	C	D	C	C	C	D	C	D	B	C	B
4:45 PM	D	C	C	C	D	C	D	F	D	D	C	E	C	E	C	D	C	D	C	E	C	C	C
5:00 PM	D	C	C	C	D	C	D	F	D	D	C	E	C	E	C	C	C	D	C	D	C	C	B
5:15 PM	D	C	C	C	D	D	D	F	D	D	D	E	C	F	C	D	C	E	C	E	C	C	C
5:30 PM	D	C	D	C	D	C	D	F	D	D	C	E	C	D	C	C	C	D	C	D	C	C	B
5:45 PM	D	C	D	C	D	C	D	F	D	D	C	E	D	E	C	D	C	D	C	E	C	C	C
6:00 PM	D	C	D	C	D	C	D	F	D	D	D	F	D	E	C	D	C	D	C	E	C	C	C
6:15 PM	D	D	D	D	E	D	D	F	D	D	D	F	D	E	C	D	C	D	C	E	C	C	B

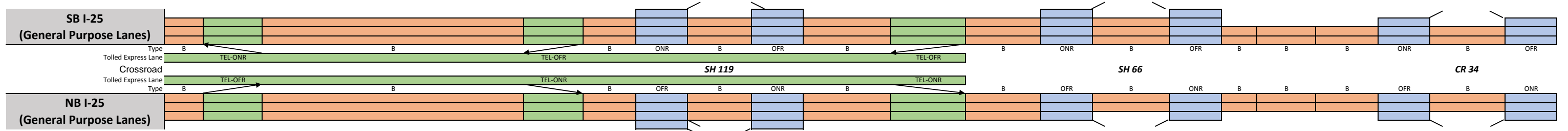


4:30 PM	D	D	D	D	E	C	D	D	C	E	F	F	E	F	D	E	C	F	F	D	F	D	C
4:45 PM	E	D	E	F	E	C	F	D	F	D	F	F	E	F	F	E	F	F	F	F	F	E	C
5:00 PM	E	F	E	F	E	D	F	D	F	F	F	F	E	F	F	E	F	F	F	F	F	E	C
5:15 PM	E	D	E	F	E	F	F	D	F	F	F	F	F	F	F	E	F	F	F	F	F	E	C
5:30 PM	E	F	C	F	E	F	F	D	F	F	F	F	E	F	F	E	F	F	F	F	F	E	C
5:45 PM	E	F	E	F	E	E	F	D	F	F	F	F	F	F	F	E	F	F	F	F	F	E	F
6:00 PM	E	F	F	F	E	F	F	C	F	F	F	F	F	F	F	E	F	F	F	F	F	E	F
6:15 PM	E	F	F	F	E	F	F	F	F	F	F	F	F	F	F	E	F	F	F	F	F	E	F

SEGMENT	29	30	31	32	33	34	35	36	37	38	39	40	41	42	43	44	45	46	47	48	49	50	51		
Segment Length (ft)	2,714	935	2,976	750	2,725	2,000	1,500	645	1,500	2,005	1,500	1,470	2,000		7,240	1,500	2,955	1,500		7,555	2,000	155	1,500	3,580	750
Number of lanes	3	3	4	3	3	4	3	4	3	3	3	3	4		3	3	3	3		3	4	3	3	3	3
Free Flow Speed (mph)	65	65	65	65	70	70	70	70	70	70	70	70	70		70	70	70	70		70	70	70	70	70	70
Segment demand (vph)	4,869	5,632	6,532	5,982	5,227	5,787	6,106	6,106	6,106	5,144	6,802	6,802	7,199		6,217	6,217	5,426	5,981		5,981	6,965	6,131	6,131	4,999	5,475
On-Ramp demand (vph)		763	900			560	726				1,658		397								984				476
Off-Ramp demand (vph)			550	755		407			962				982		791						834		1,132		
Ramp-to-Ramp demand (vph)			488			407							397								834				
Travel time per vehicle (min)	0.68	0.20	0.69	0.16	0.71	0.61	0.33	0.15	0.29	0.77	0.32	0.59	0.47		2.23	0.29	0.73	0.30		2.58	1.06	0.06	0.30	0.89	0.15
VMTD Veh-miles (Demand)	2,503	997	3,682	850	2,698	2,192	1,735	746	1,735	1,953	1,932	1,894	2,727		8,525	1,766	3,037	1,699		8,558	2,638	180	1,742	3,389	778
VMTV Veh-miles (Volume)	2,234	905	3,354	773	2,455	2,003	1,601	688	1,599	1,783	1,601	1,569	2,285		7,138	1,479	2,540	1,447		7,994	2,427	165	1,601	3,105	718
VHT travel (hrs)	49.27	17.40	68.31	14.13	56.30	53.69	30.60	13.91	26.85	60.39	29.71	54.96	47.13		193.06	25.35	54.90	25.89		240.60	113.40	5.79	27.86	67.92	12.71
VHD delay (hrs)	14.90	3.48	16.70	2.24	21.23	25.07	7.73	4.08	4.00	34.92	600.73	32.55	14.49		91.09	4.22	18.62	5.22		126.40	138.30	3.43	4.99	23.56	2.45
Space mean speed (mph)	45	52	49	55	44	37	52	49	60	30	54	29	48		37	58	46	56		33	21	29	57	46	57
Segment density (veh/mi/lane)	32	33	31	33	36	35	38	28	31	53	35	66	37		47	30	33	30		56	75	66	33	33	30
Segment density (pc/mi/lane)	37	38	36	38	42	41	44	33	36	61	40	76	42		54	34	38	35		64	86	76	38	38	34
Tolled Express Lane	TEL-W					TEL-ONR					TEL-OFR					TEL-ONR									
Space mean speed (mph)	65	65	49	60	70	37	67	69	70	70	70	70	48		70	70	70	70		70	21	32	67	70	70
Travel time per vehicle (min)	0.47	0.16	0.69	0.14	0.44	0.61	0.25	0.11	0.24	0.33	0.24	0.24	0.47		1.18	0.24	0.48	0.24		1.23	1.06	0.05	0.26	0.58	0.12
Volume (vph)	891	891	488	549	549	407	407	407	407	407	407	407	397		982	982	982	982		982	834	834	834	834	834
Level of Service (LOS)	B	B	A	A	A	A	A	A	A	A	A	A	A		B	B	B	B		B	E	C	B	B	B

SEGMENT	52	53	54	55	56	57	58	59	60	61	62	63	64	65	66	67	68	69	70	71		
Segment Length (ft)	400	2,000		14,995	2,000	745	750	4,315	1,500	3,500	3,000	3,240	1,500	2,995	1,500	490	2,000	2,280	1,500	2,995	1,500	
Number of lanes	3	4		3	4	3	3	3	3	3	4	3	3	3	3	2	2	2	2	2	2	
Free Flow Speed (mph)	70	70		70	70	70	70	70	70	70	70	70	70	70	70	70	70	70	70	70	70	
Segment demand (vph)	3,642	4,261		3,628	4,262	3,800	3,800	2,650	3,321	3,321	3,785	3,781	3,147	3,755	3,755	3,755	3,755	3,755	3,401	3,605		
On-Ramp demand (vph)		633			462			1,150				4	634						354			
Off-Ramp demand (vph)		619			634				671			464			608						204	
Ramp-to-Ramp demand (vph)		619			462																	
Travel time per vehicle (min)	0.09	0.40		3.23	0.41	0.16	0.15	0.84	0.29	0.72	0.63	0.69	0.29	0.60	0.29	0.19	0.79	0.90	0.33	0.86	0.35	
VMTD Veh-miles (Demand)	276	1,614		10,303	1,614	536	540	2,166	943	2,201	2,151	2,320	1,074	1,785	1,067	348	1,422	1,621	1,067	1,929	1,024	
VMTV Veh-miles (Volume)	276	1,613		10,296	1,613	536	539	2,163	942	2,199	2,148	2,317	1,073	1,782	1,065	348	1,420	1,619	1,065	1,926	1,024	
VHT travel (hrs)	5.23	28.29		194.89	29.00	10.40	9.38	37.25	16.06	40.01	39.38	43.68	18.53	31.45	18.11	12.09	49.35	56.26	20.52	48.69	20.87	
VHD delay (hrs)	1.29	5.25		47.81	5.96	2.75	1.68	6.35	2.60	8.60	8.70	10.58	3.20	5.98	2.90	7.12	29.06	33.13	5.30	21.17	6.24	
Space mean speed (mph)	53	57		53	56	52	57	58	59	55	55	53	58	57	59	29	29	29	29	40	49	
Segment density (veh/mi/lane)	23	18		23	19	25	22	15	19	20	17	24	22	18	21	65	65	65	29	43	36	
Segment density (pc/mi/lane)	27	21		27	22	29	26	18	22	24	20	27	25	21	24	75	75	75	33	49	41	
Tolled Express Lane	TEL-ONR		TEL-OFR							TEL-OFR			GP	GP	GP	GP	GP	GP	GP	GP	GP	GP
Space mean speed (mph)	63	57		70	56	70	70	70	70	70	55	53	58	57	29	29	29	29	52	40	49	
Travel time per vehicle (min)	0.07	0.40		2.43	0.41	0.12	0.12	0.70	0.24	0.57	0.63	0.69	0.29	0.60	0.59	0.19	0.79	0.90	0.33	0.86	0.35	
Volume (vph)	619	619		633	462	464	464	464	464	464	-	-	-	-	-	-	-	-	-	-	-	
Level of Service (LOS)	A	A		A	A	A	A	A	A	A												

4:30 PM	C	B	C	B	C	B	B	B	C	B	C	B	B	C	E	E	E	D	D	C
4:45 PM	D	C	D	C	D	C	C	C	C	B	D	B	C	C	F	F	F	F	E	D
5:00 PM	C	B	C	B	C	B	B	C	C	B	D	B	C	C	F	F	F	D	D	D
5:15 PM	D	C	D	C	D	C	C	C	C	C	D	C	C	C	F	F	F	F	F	F
5:30 PM	D	C	D	C	D	C	B	C	C	B	D	C	C	C	F	F	F	D	F	F
5:45 PM	D	C	D	C	D	C	C	C	C	C	D	C	C	C	F	F	F	F	E	D
6:00 PM	D	C	D	C	D	C	C	C	C	C	D	C	C	C	F	F	F	F	F	D
6:15 PM	C	C	C	C	D	C	B	C	C	B	D	B	C	C	F	F	F	D	D	D

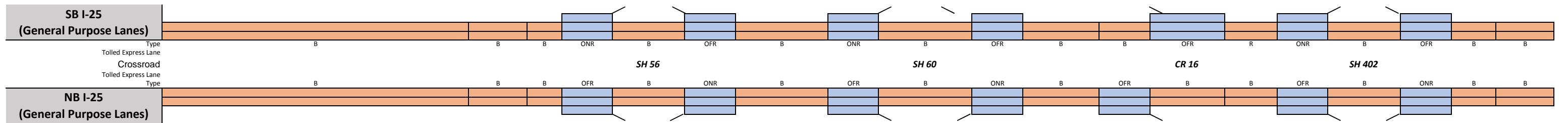


4:30 PM	E	C	E	D	E	C	C	C	D	C	D	F	F	F	F	F	F	F	E	D
4:45 PM	F	D	F	D	F	C	D	C	D	D	F	F	F	F	F	F	F	F	F	F
5:00 PM	F	D	F	D	F	C	C	F	F	F	F	F	F	F	F	F	F	F	F	F
5:15 PM	F	D	F	C	F	F	F	F	F	F	F	F	F	F	F	F	F	F	F	F
5:30 PM	F	D	E	F	F	F	F	F	F	F	F	F	F	F	F	F	F	F	F	F
5:45 PM	F	E	F	F	F	F	F	F	F	F	F	F	F	F	F	F	F	F	F	F
6:00 PM	F	F	F	F	F	F	F	F	F	F	F	F	F	F	F	F	F	F	F	F
6:15 PM	F	F	F	F	F	F	F	F	F	F	F	F	F	F	F	F	F	F	F	F

SEGMENT	52	53	54	55	56	57	58	59	60	61	62	63	64	65	66	67	68	69	70	71		
Segment Length (ft)	735	2,000		15,000	2,000	1,635	1,500	2,325	1,500	3,850	3,000	3,040	1,500	3,185	1,500	500	2,000	2,245	1,500	3,035	1,500	
Number of lanes	3	4		3	4	3	3	3	3	3	4	3	3	2	2	2	2	2	2	2	2	
Free Flow Speed (mph)	70	70		70	70	70	70	70	70	70	70	70	70	70	70	70	70	70	70	70	70	
Segment demand (vph)	5,475	6,310		5,459	6,309	5,684	5,684	3,964	4,886	4,886	5,506	5,506	5,506	4,397	4,868	4,868	4,868	4,868	4,868	4,082	4,301	
On-Ramp demand (vph)		835			850						620				471						219	
Off-Ramp demand (vph)		851			625			1,720				1,109									786	
Ramp-to-Ramp demand (vph)		835			625																	
Travel time per vehicle (min)	0.21	0.42		4.96	1.07	0.78	0.69	2.29	1.18	3.81	3.55	2.16	1.06	1.47	0.32	0.18	0.72	0.80	0.31	0.75	0.32	
VMTD Veh-miles (Demand)	762	2,390		15,509	2,390	1,760	1,615	1,746	1,388	3,563	3,128	3,170	1,564	2,652	1,383	461	1,844	2,070	1,383	2,346	1,222	
VMTV Veh-miles (Volume)	704	2,231		13,249	1,999	1,451	1,319	1,355	1,074	2,607	2,379	2,411	1,190	2,020	1,085	362	1,447	1,624	1,085	1,834	969	
VHT travel (hrs)	17.90	41.09		385.78	94.47	61.15	53.05	117.30	74.13	227.07	247.54	150.52	73.95	81.91	20.63	11.38	45.53	51.10	19.60	39.67	17.99	
VHD delay (hrs)	7.85	9.22		196.51	94.32	40.42	34.21	97.95	143.82	189.83	231.92	116.07	56.95	53.05	5.13	6.21	24.86	27.90	4.09	13.46	4.15	
Space mean speed (mph)	39	54		34	21	24	25	12	14	11	10	16	16	25	53	32	32	32	32	46	54	
Segment density (veh/mi/lane)	43	29		45	62	66	62	89	87	104	109	87	87	68	27	60	60	60	60	35	27	
Segment density (pc/mi/lane)	49	33		52	72	76	72	102	100	119	123	99	98	77	31	68	68	68	68	39	31	
Tolled Express Lane	TEL-OFR		TEL-ONR							TEL-ONR			GP	GP	GP	GP	GP	GP	GP	GP	GP	GP
Space mean speed (mph)	70	54		70	21	67	70	70	70	70	10	16	16	25	53	32	32	32	32	55	46	
Travel time per vehicle (min)	0.12	0.42		2.44	1.07	0.28	0.24	0.38	0.24	0.63	3.55	2.16	1.06	1.47	0.32	0.18	0.72	0.80	0.31	0.75	0.32	
Volume (vph)	834	835		850	625	625	625	625	625	625	-	-	-	-	-	-	-	-	-	-	-	
Level of Service (LOS)	B	B		B	D	A	A	A	A	A												

SEGMENT	72	73	74	75	76	77	78	79	80	81	82	83	84	85	86	87	88	89	90
Segment Length (ft)	18,155	2,000	425	1,500	3,020	1,500	4,340	1,500	3,245	1,500	5,790	3,075	750	895	1,165	2,870	750	705	2,000
Number of lanes	2	2	2	2	2	2	2	2	2	2	2	2	2	2	2	2	2	2	2
Free Flow Speed (mph)	70	70	70	70	70	70	70	70	70	70	70	70	70	70	70	70	70	70	70
Segment demand (vph)	3,605	3,609	3,609	3,609	3,289	3,997	3,997	3,997	3,319	4,142	4,142	4,142	4,736	4,736	4,736	3,979	4,723	4,723	4,723
On-Ramp demand (vph)				320					678						757				
Off-Ramp demand (vph)						708				823			594				744		
Ramp-to-Ramp demand (vph)																			
Travel time per vehicle (min)	5.09	0.50	0.11	0.31	0.68	0.31	1.23	0.31	0.72	0.31	1.61	0.85	0.15	0.19	0.25	1.63	0.27	0.25	0.70
VMTD Veh-miles (Demand)	12,396	1,367	290	1,025	1,881	1,136	3,285	1,136	2,040	1,177	4,542	2,412	673	803	1,045	2,163	671	631	1,789
VMTV Veh-miles (Volume)	12,396	1,165	248	874	1,576	947	2,739	947	1,631	936	3,615	1,920	534	637	829	1,630	505	474	1,347
VHT travel (hrs)	305.91	25.66	5.45	16.12	31.35	17.06	68.12	17.40	31.68	16.92	88.38	46.94	9.57	12.17	15.85	81.57	15.97	14.51	41.30
VHD delay (hrs)	128.83	9.01	1.91	3.64	8.83	3.54	29.00	3.88	8.38	3.54	36.74	19.51	1.95	3.08	4.01	58.28	8.76	7.73	22.07
Space mean speed (mph)	41	45	45	54	50	55	40	54	51	55	41	41	56	52	52	20	32	33	33
Segment density (veh/mi/lane)	44	34	34	26	27	26	41	25	26	27	40	40	31	38	27	75	56	54	55
Segment density (pc/mi/lane)	51	39	39	30	32	30	48	29	30	31	46	46	36	44	31	86	65	62	63
Tolled Express Lane	GP	GP	GP	GP	GP	GP	GP	GP	GP	GP	GP	GP	GP	GP	GP	GP	GP	GP	GP
Space mean speed (mph)	41	45	45	54	50	55	40	54	51	55	41	41	56	52	52	20	32	33	33
Travel time per vehicle (min)	5.09	0.50	0.11	0.31	0.68	0.31	1.23	0.31	0.72	0.31	1.61	0.85	0.15	0.19	0.25	1.63	0.27	0.25	0.70
Volume (vph)	-	-	-	-	-	-	-	-	-	-	-	-	-	-	-	-	-	-	-
Level of Service (LOS)																			

4:30 PM	E	D	D	C	D	D	E	C	D	F	F	F	F	F	F	D	F	F	F
4:45 PM	F	E	E	D	D	F	F	F	D	F	F	F	F	F	F	F	F	F	F
5:00 PM	F	E	E	D	D	F	F	F	D	F	F	F	F	F	F	F	F	F	F
5:15 PM	F	F	F	F	D	F	F	F	D	F	F	F	F	F	F	F	F	F	F
5:30 PM	E	E	E	D	D	F	F	F	D	F	F	F	F	F	F	F	F	F	F
5:45 PM	F	E	E	D	D	F	F	F	D	F	F	F	F	F	F	F	F	F	F
6:00 PM	F	E	E	D	D	F	F	F	D	F	F	F	F	F	F	F	F	F	F
6:15 PM	E	D	D	D	D	D	F	D	D	F	F	F	F	F	F	F	F	F	F

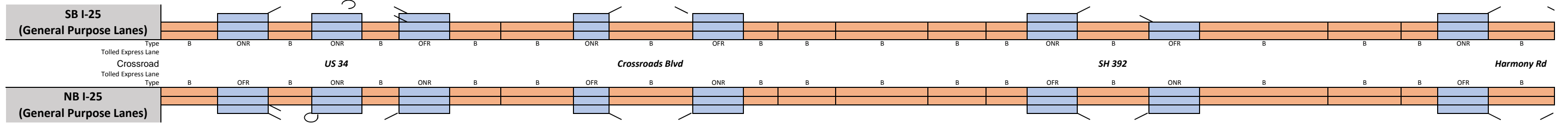


4:30 PM	F	F	F	E	E	F	F	F	E	F	F	F	F	F	F	D	D	D	F
4:45 PM	F	F	F	F	F	F	F	F	F	F	F	F	F	F	F	F	D	D	F
5:00 PM	F	F	F	F	F	F	F	F	F	F	F	F	F	F	F	F	D	D	F
5:15 PM	F	F	F	F	F	F	F	F	F	F	F	F	F	F	F	F	D	D	F
5:30 PM	F	F	F	F	F	F	F	F	F	F	F	F	F	F	F	F	D	D	F
5:45 PM	F	F	F	F	F	F	F	F	F	F	F	F	F	F	F	F	D	D	F
6:00 PM	F	F	F	F	F	F	F	F	F	F	F	F	F	F	F	F	D	D	F
6:15 PM	F	F	F	F	F	F	F	F	F	F	F	F	F	F	F	F	D	D	F

SEGMENT	72	73	74	75	76	77	78	79	80	81	82	83	84	85	86	87	88	89	90
Segment Length (ft)	18,150	2,000	500	1,500	2,890	1,500	4,225	1,500	4,255	1,500	3,160	1,500	3,095	1,610	1,500	2,930	1,500	1,095	2,000
Number of lanes	2	2	2	2	2	2	2	2	2	2	2	2	2	2	2	2	2	2	2
Free Flow Speed (mph)	70	70	70	70	70	70	70	70	70	70	70	70	70	70	70	70	70	70	70
Segment demand (vph)	4,301	4,301	4,301	4,301	3,967	4,479	4,479	4,479	3,928	4,556	4,556	4,556	4,123	4,123	4,123	3,221	3,936	3,936	3,936
On-Ramp demand (vph)						512				628							715		
Off-Ramp demand (vph)				334				551				433			902				
Ramp-to-Ramp demand (vph)																			
Travel time per vehicle (min)	12.95	0.85	0.21	0.65	1.64	0.51	1.48	0.52	2.20	0.33	1.26	0.30	0.90	0.47	0.31	0.65	0.32	0.32	0.58
VMTD Veh-miles (Demand)	14,785	1,629	407	1,222	2,171	1,272	3,584	1,272	3,165	1,294	2,727	1,294	2,417	1,257	1,171	1,787	1,118	816	1,491
VMTV Veh-miles (Volume)	11,665	1,282	320	959	1,687	1,019	2,870	1,019	2,521	1,067	2,248	1,067	1,985	1,032	962	1,472	956	698	1,275
VHT travel (hrs)	732.21	48.07	11.65	36.46	84.15	30.24	88.77	31.00	114.64	20.57	78.76	19.08	50.84	26.44	17.44	28.53	17.74	17.71	32.34
VHD delay (hrs)	565.57	29.75	7.08	22.76	60.04	15.68	47.76	16.44	78.62	5.32	46.64	3.83	22.48	11.70	3.70	7.51	4.07	7.73	14.12
Space mean speed (mph)	16	27	27	26	20	34	32	33	22	52	29	56	39	39	55	52	54	39	39
Segment density (veh/mi/lane)	107	63	62	64	77	53	55	55	71	29	66	31	43	43	28	26	26	43	43
Segment density (pc/mi/lane)	122	73	71	74	88	61	64	63	82	33	76	36	50	50	33	30	30	49	49
Tolled Express Lane	GP	GP	GP	GP	GP	GP	GP	GP	GP	GP	GP	GP	GP	GP	GP	GP	GP	GP	GP
Space mean speed (mph)	16	27	27	26	20	34	32	33	22	52	29	56	39	39	55	52	54	39	39
Travel time per vehicle (min)	12.95	0.85	0.21	0.65	1.64	0.51	1.48	0.52	2.20	0.33	1.26	0.30	0.90	0.47	0.31	0.65	0.32	0.32	0.58
Volume (vph)	-	-	-	-	-	-	-	-	-	-	-	-	-	-	-	-	-	-	-
Level of Service (LOS)																			

SEGMENT	91	92	93	94	95	96	97	98	99	100	101	102	103	104	105	106	107	108	109	110	111	112	113	114
Segment Length (ft)	2,640	1,500	405	755	1,250	1,500	1,435	3,000	1,500	3,480	1,500	700	2,000	4,255	2,000	460	1,500	3,240	1,500	6,730	3,000	455	1,500	3,025
Number of lanes	2	2	2	2	2	2	2	2	2	2	2	2	2	2	2	2	2	2	2	2	2	2	2	2
Free Flow Speed (mph)	70	70	70	70	70	70	70	70	70	70	70	70	70	70	70	70	70	70	70	70	70	70	70	70
Segment demand (vph)	4,723	4,723	3,894	3,894	3,341	4,466	4,466	4,466	4,466	3,590	4,345	4,345	4,345	4,345	4,353	4,353	4,353	3,853	4,832	4,832	4,832	4,832	4,832	3,619
On-Ramp demand (vph)		829		553					876								500						1,213	
Off-Ramp demand (vph)						1,125					755									979				
Ramp-to-Ramp demand (vph)																								
Travel time per vehicle (min)	0.89	0.49	0.28	0.52	1.40	0.93	0.88	1.84	0.87	4.12	1.15	0.51	1.46	3.43	0.56	0.13	0.32	0.74	0.31	2.29	1.02	0.15	0.32	2.02
VMTD Veh-miles (Demand)	2,362	1,342	299	557	791	1,269	1,214	2,538	1,269	2,366	1,234	576	1,646	3,502	1,649	379	1,237	2,364	1,373	6,159	2,745	416	1,373	2,073
VMTV Veh-miles (Volume)	1,784	1,018	212	396	525	846	813	1,706	859	1,423	768	363	1,044	2,261	1,352	311	1,014	1,884	1,095	4,914	2,191	332	1,095	1,657
VHT travel (hrs)	53.09	29.26	12.88	24.12	51.79	46.39	43.90	91.95	43.79	148.27	51.89	23.39	67.28	160.50	33.17	7.63	18.80	38.09	19.90	146.98	65.52	9.94	20.87	97.49
VHD delay (hrs)	27.60	14.71	9.85	18.46	44.29	34.30	32.29	67.58	33.24	127.94	40.92	18.20	52.36	128.20	13.86	3.19	4.31	11.18	4.26	76.77	34.22	5.19	275.24	73.83
Space mean speed (mph)	34	35	16	16	10	18	19	19	20	10	15	16	16	14	41	41	54	49	55	33	33	33	52	17
Segment density (veh/mi/lane)	53	51	84	84	109	82	81	81	77	112	91	88	89	100	44	44	26	31	35	58	58	58	27	85
Segment density (pc/mi/lane)	61	59	97	97	126	94	93	93	89	129	105	101	102	115	49	49	29	35	39	65	65	65	31	94
Tolled Express Lane	GP	GP	GP	GP	GP	GP	GP	GP	GP	GP	GP	GP	GP	GP	GP	GP	GP	GP	GP	GP	GP	GP	GP	GP
Space mean speed (mph)	34	35	16	16	10	18	19	19	20	10	15	16	16	14	41	41	54	49	55	33	33	33	52	17
Travel time per vehicle (min)	0.89	0.49	0.28	0.52	1.40	0.93	0.88	1.84	0.87	4.12	1.15	0.51	1.46	3.43	0.56	0.13	0.32	0.74	0.31	2.29	1.02	0.15	0.32	2.02
Volume (vph)	-	-	-	-	-	-	-	-	-	-	-	-	-	-	-	-	-	-	-	-	-	-	-	-
Level of Service (LOS)																								

4:30 PM	F	F	F	F	F	F	F	F	F	D	F	F	F	F	F	F	F	D	F	F	F	F	F	F
4:45 PM	F	F	F	F	F	F	F	F	F	F	F	F	F	F	F	F	F	F	F	F	F	F	F	F
5:00 PM	F	F	F	F	F	F	F	F	F	F	F	F	F	F	F	F	F	F	F	F	F	F	F	F
5:15 PM	F	F	F	F	F	F	F	F	F	F	F	F	F	F	F	F	F	D	F	F	F	F	F	F
5:30 PM	F	F	F	F	F	F	F	F	F	F	F	F	F	F	F	F	F	D	F	F	F	F	F	F
5:45 PM	F	F	F	F	F	F	F	F	F	F	F	F	F	F	F	F	F	F	F	F	F	F	F	F
6:00 PM	F	F	F	F	F	F	F	F	F	F	F	F	F	F	F	F	F	F	F	F	F	F	F	F
6:15 PM	F	F	F	F	F	F	F	F	F	F	F	F	F	F	F	F	F	F	F	F	F	F	F	F

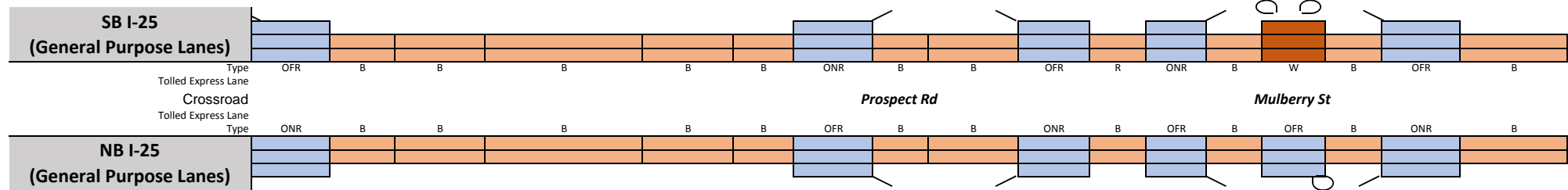


4:30 PM	F	C	C	C	E	F	F	F	F	D	F	F	F	F	F	F	F	F	F	F	F	F	F	D
4:45 PM	F	F	D	C	E	F	F	F	F	F	F	F	F	F	F	F	F	F	F	F	F	F	F	D
5:00 PM	F	C	D	F	F	F	F	F	F	F	F	F	F	F	F	F	F	F	F	F	F	F	F	C
5:15 PM	F	F	C	F	F	F	F	F	F	F	F	F	F	F	F	F	F	F	F	F	F	F	F	C
5:30 PM	F	F	C	F	F	F	F	F	F	F	F	F	F	F	F	F	F	F	F	F	F	F	F	C
5:45 PM	F	F	F	F	F	F	F	F	F	F	F	F	F	F	F	F	F	F	F	F	F	F	F	F
6:00 PM	F	F	F	F	F	F	F	F	F	F	F	F	F	F	F	F	F	F	F	F	F	F	F	F
6:15 PM	F	F	F	F	F	F	F	F	F	F	F	F	F	F	F	F	F	F	F	F	F	F	F	F

SEGMENT	91	92	93	94	95	96	97	98	99	100	101	102	103	104	105	106	107	108	109	110	111	112	113	114
Segment Length (ft)	1,925	1,500	1,050	1,500	600	1,500	1,545	3,000	540	3,680	1,500	500	2,000	4,255	2,000	900	1,500	2,900	1,500	6,630	3,000	600	1,500	2,565
Number of lanes	2	2	2	2	2	2	2	2	2	2	2	2	2	2	2	2	2	2	2	2	2	2	2	2
Free Flow Speed (mph)	70	70	70	70	70	70	70	70	70	70	70	70	70	70	70	70	70	70	70	70	70	70	70	70
Segment demand (vph)	3,936	3,936	2,918	3,532	3,532	4,265	4,265	4,265	4,265	3,605	4,230	4,230	4,230	4,230	4,230	4,230	4,230	3,595	4,378	4,378	4,378	4,378	4,378	3,270
On-Ramp demand (vph)				614		733																		
Off-Ramp demand (vph)		1,018							660								635							1,108
Ramp-to-Ramp demand (vph)																								
Travel time per vehicle (min)	0.55	0.30	0.28	0.69	0.35	0.33	0.62	1.05	0.11	1.65	0.32	0.20	0.80	2.82	0.77	0.34	0.58	1.71	0.33	2.64	1.19	0.24	0.31	0.43
VMTD Veh-miles (Demand)	1,435	1,118	580	1,003	401	1,212	1,248	2,423	436	2,513	1,202	401	1,602	3,409	1,602	721	1,202	1,975	1,244	5,497	2,488	498	1,244	1,589
VMTV Veh-miles (Volume)	1,228	954	488	863	344	1,067	1,099	2,128	383	2,183	1,067	356	1,423	2,820	1,325	596	994	1,633	1,067	4,717	2,134	427	1,067	1,347
VHT travel (hrs)	31.13	16.73	11.55	34.81	17.44	20.46	38.51	65.55	7.17	86.04	20.28	12.46	49.85	164.33	45.17	20.01	33.62	84.69	20.44	165.25	74.77	14.95	19.54	19.83
VHD delay (hrs)	13.59	3.09	4.58	22.49	12.53	5.22	22.80	35.15	1.70	54.86	5.03	7.38	29.52	124.04	26.24	11.49	19.42	61.36	5.20	97.86	44.28	8.86	4.29	0.58
Space mean speed (mph)	39	57	42	25	20	52	29	32	53	25	53	29	29	17	29	30	30	19	52	29	29	29	55	68
Segment density (veh/mi/lane)	43	23	29	61	77	28	66	58	33	62	26	66	66	102	60	59	59	77	28	66	66	66	30	20
Segment density (pc/mi/lane)	49	27	33	70	88	32	76	66	38	71	30	76	76	117	69	67	68	89	32	76	76	76	35	23
Tolled Express Lane	GP	GP	GP	GP	GP	GP	GP	GP	GP	GP	GP	GP	GP	GP	GP	GP	GP	GP	GP	GP	GP	GP	GP	GP
Space mean speed (mph)	39	57	42	25	20	52	29	32	53	25	53	29	29	17	29	30	30	19	52	29	29	29	55	68
Travel time per vehicle (min)	0.55	0.30	0.28	0.69	0.35	0.33	0.62	1.05	0.11	1.65	0.32	0.20	0.80	2.82	0.77	0.34	0.58	1.71	0.33	2.64	1.19	0.24	0.31	0.43
Volume (vph)	-	-	-	-	-	-	-	-	-	-	-	-	-	-	-	-	-	-	-	-	-	-	-	-
Level of Service (LOS)																								

SEGMENT	115	116	117	118	119	120	121	122	123	124	125	126	127	128	129	130	131		
Segment Length (ft)	1,500	500	2,000	4,840	2,000	500	1,500	535	2,000	775	715	1,160	700	420	750	1,500	2,700	276,955	
Number of lanes	2	2	2	2	2	2	2	2	2	2	2	2	2	3	2	2	2		
Free Flow Speed (mph)	70	70	70	70	70	70	70	70	70	70	70	70	70	70	70	70	70		
Segment demand (vph)	4,259	4,259	4,259	4,259	4,259	4,259	4,259	3,319	3,319	3,554	3,554	3,554	2,605	2,643	1,653	2,083	2,083		
On-Ramp demand (vph)							940					949		990					
Off-Ramp demand (vph)	640									235				38		430			
Ramp-to-Ramp demand (vph)														1					
Travel time per vehicle (min)	0.64	0.21	0.86	2.09	0.86	0.21	0.63	0.49	1.86	0.62	0.57	0.89	1.04	0.93	1.29	1.51	1.64	93.05	
VMTD Veh-miles (Demand)	1,210	403	1,613	3,904	1,613	403	1,210	336	1,257	522	481	781	345	210	235	592	1,065	219,188	
VMTV Veh-miles (Volume)	968	323	1,290	3,123	1,292	323	969	249	933	390	360	587	240	148	207	537	998	199,523	
VHT travel (hrs)	36.49	12.00	48.87	118.66	48.84	11.98	35.78	20.27	76.55	27.51	25.25	39.51	31.30	28.97	31.43	47.58	53.33	5,382.98	
VHD delay (hrs)	22.66	7.39	30.44	74.04	30.39	7.37	28.00	16.71	63.22	21.94	20.10	73.13	27.87	263.81	28.47	39.90	39.07	2,997.64	
Space mean speed (mph)	27	27	26	26	26	27	27	12	12	14	14	15	8	5	7	11	19	37	
Segment density (veh/mi/lane)	64	63	65	65	64	63	63	100	101	94	93	90	118	121	111	83	52	39	
Segment density (pc/mi/lane)	72	71	72	72	72	71	70	111	112	104	103	100	129	133	127	96	60	45	
Tolled Express Lane	GP	GP	GP	GP	GP	GP	GP	GP	GP	GP	GP	GP	GP	GP	GP	GP	GP	GP	TEL
Space mean speed (mph)	27	27	26	26	26	27	27	12	12	14	14	15	8	5	7	11	19	61	
Travel time per vehicle (min)	0.64	0.21	0.86	2.09	0.86	0.21	0.63	0.49	1.86	0.62	0.57	0.89	1.04	0.93	1.29	1.51	1.64	79.11	
Volume (vph)	-	-	-	-	-	-	-	-	-	-	-	-	-	-	-	-	-	-	13.94
Level of Service (LOS)																			

4:30 PM	D	F	F	F	F	F	D	D	D	C	C	C	C	B	B	B	B	
4:45 PM	F	F	F	F	F	F	F	F	F	E	D	C	C	B	B	B	B	C
5:00 PM	F	F	F	F	F	F	F	F	F	F	F	F	F	F	E	B	B	C
5:15 PM	F	F	F	F	F	F	F	F	F	F	F	F	F	F	F	F	F	C
5:30 PM	F	F	F	F	F	F	F	F	F	F	F	F	F	F	F	F	F	F
5:45 PM	F	F	F	F	F	F	F	F	F	F	F	F	F	F	F	F	F	F
6:00 PM	F	F	F	F	F	F	F	F	F	F	F	F	F	F	F	F	F	F
6:15 PM	F	F	F	F	F	F	F	F	F	F	F	F	F	F	F	F	F	F

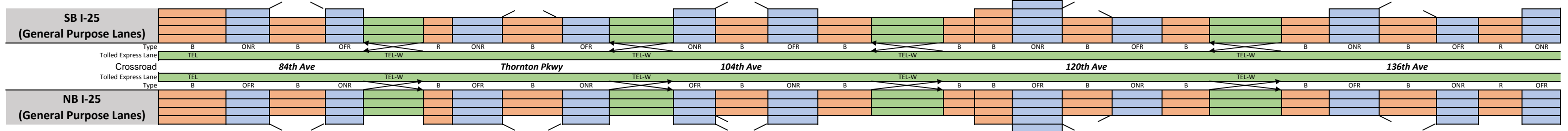


4:30 PM	F	F	F	F	F	F	F	D	D	C	D	C	C	B	B	B	B	C
4:45 PM	F	F	F	F	F	F	F	E	E	C	E	D	D	C	C	B	B	D
5:00 PM	F	F	F	F	F	F	F	D	D	C	E	D	C	B	B	B	B	C
5:15 PM	F	F	F	F	F	F	F	D	D	C	E	D	C	B	B	B	B	C
5:30 PM	F	F	F	F	F	F	F	D	D	C	E	D	C	B	B	B	B	C
5:45 PM	F	F	F	F	F	F	F	F	F	F	F	F	D	C	B	B	B	C
6:00 PM	F	F	F	F	F	F	F	E	E	F	F	F	D	C	C	C	C	D
6:15 PM	F	F	F	F	F	F	F	E	E	C	F	D	D	C	B	C	C	D

SEGMENT	115	116	117	118	119	120	121	122	123	124	125	126	127	128	129	130	131		
Segment Length (ft)	1,500	900	2,000	4,840	2,000	740	1,500	525	2,000	1,165	570	750	510	840	550	1,500	2,700	277,130	
Number of lanes	2	2	2	2	2	2	2	2	2	2	2	2	2	2	2	2	2		
Free Flow Speed (mph)	70	70	70	70	70	70	70	70	70	70	70	70	70	70	70	70	70		
Segment demand (vph)	4,226	4,226	4,226	4,226	4,226	4,226	4,226	3,277	3,277	3,524	3,524	3,524	2,704	2,704	1,955	2,550	2,550		
On-Ramp demand (vph)	956									247						595			
Off-Ramp demand (vph)							949					820		749					
Ramp-to-Ramp demand (vph)																			
Travel time per vehicle (min)	0.33	0.34	0.75	1.82	0.75	0.28	0.31	0.12	0.46	0.24	0.14	0.15	0.11	0.19	0.11	0.30	0.56	107.88	
VMTD Veh-miles (Demand)	1,201	720	1,601	3,874	1,601	592	1,201	326	1,241	778	380	501	261	430	204	724	1,304	260,829	
VMTV Veh-miles (Volume)	1,053	632	1,404	3,398	1,404	520	1,053	283	1,079	683	334	440	229	377	180	660	1,187	220,964	
VHT travel (hrs)	20.12	20.97	46.59	112.75	46.59	17.24	19.19	5.79	22.06	12.21	7.45	7.97	4.20	7.47	3.06	11.48	21.64	7,373.17	
VHD delay (hrs)	15.42	11.94	26.53	64.20	26.53	9.82	4.15	1.74	6.64	2.46	2.68	1.69	0.93	2.09	0.49	2.05	4.67	5,722.65	
Space mean speed (mph)	52	30	30	30	30	30	55	49	49	56	45	55	54	50	59	57	55	30	
Segment density (veh/mi/lane)	28	61	61	61	61	61	21	29	29	21	35	26	22	17	15	16	21	54	
Segment density (pc/mi/lane)	32	71	71	71	71	71	24	33	33	25	40	30	25	20	17	18	24	62	
Tolled Express Lane	GP	GP	GP	GP	GP	GP	GP	GP	GP	GP	GP	GP	GP	GP	GP	GP	GP	GP	TEL
Space mean speed (mph)	52	30	30	30	30	30	55	49	49	56	45	55	54	50	59	57	55	58	
Travel time per vehicle (min)	0.33	0.34	0.75	1.82	0.75	0.28	0.31	0.12	0.46	0.24	0.14	0.15	0.11	0.19	0.11	0.30	0.56	88.13	
Volume (vph)	-	-	-	-	-	-	-	-	-	-	-	-	-	-	-	-	-	-	19.75
Level of Service (LOS)																			

SEGMENT	1	2	3	4	5	6	7	8	9	10	11	12	13	14	15	16	17	18	19	20	21	22	23	24	25	26	27	28	
Segment Length (ft)	2,700	1,500	1,865	1,100	2,530	715	750	1,835	750	2,900	1,045	1,735	1,010	2,190	3,100	95	800	1,500	1,575	1,500	1,400	3,000	1,315	1,500	2,095	750	1,390	750	
Number of lanes	4	4	3	3	4	3	3	3	3	4	3	3	3	3	4	3	4	3	3	3	3	4	3	3	3	3	3	3	
Free Flow Speed (mph)	60	60	60	60	60	60	60	60	60	60	60	60	60	60	60	60	60	60	65	65	65	65	65	65	65	65	65	65	
Segment demand (vph)	6,327	6,327	5,057	5,677	6,847	5,256	5,256	4,185	4,795	6,385	4,916	3,722	4,585	4,585	6,053	4,802	4,802	4,802	3,434	4,600	4,600	5,851	4,991	4,991	3,727	4,111	4,111	4,111	
On-Ramp demand (vph)		1,270			1,591		1,071			1,469	1,194				1,251			1,368				860		1,264				874	
Off-Ramp demand (vph)				620	1,170				610	1,590			863		1,468						1,166		1,251			384			
Ramp-to-Ramp demand (vph)																													
Travel time per vehicle (min)	0.76	0.29	0.56	0.24	0.88	0.20	0.19	0.50	0.17	0.78	0.24	0.44	0.22	0.65	0.86	0.03	0.20	0.34	0.36	0.31	0.40	0.73	0.43	0.33	0.50	0.15	0.30	0.16	
VMTD Veh-miles (Demand)	3,235	1,797	1,786	1,183	3,281	712	747	1,454	681	3,507	973	1,223	877	1,902	3,554	86	728	1,364	1,024	1,307	1,220	3,324	1,243	1,418	1,479	584	1,082	584	
VMTV Veh-miles (Volume)	3,044	1,691	1,654	1,094	3,036	704	739	1,454	681	3,507	973	1,223	877	1,902	3,554	86	728	1,364	1,024	1,307	1,220	3,324	1,243	1,418	1,479	584	1,082	584	
VHT travel (hrs)	75.75	28.89	43.93	21.34	92.82	17.25	16.11	34.91	13.22	83.19	19.96	27.23	17.05	49.54	86.57	2.39	15.83	27.24	20.49	24.04	30.49	71.54	35.87	27.38	30.75	10.59	20.24	10.92	
VHD delay (hrs)	25.01	0.70	16.36	3.10	178.36	5.52	25.07	10.67	1.87	24.74	3.74	6.85	2.44	17.84	27.34	0.95	3.70	4.51	4.73	3.94	11.73	20.40	16.75	5.57	8.00	1.61	3.59	1.94	
Space mean speed (mph)	40	59	38	51	33	41	46	42	52	42	49	45	51	38	41	36	46	50	50	54	40	46	35	52	48	55	53	53	
Segment density (veh/mi/lane)	37	25	41	34	49	42	38	33	31	37	34	28	30	40	36	44	26	32	23	28	38	31	48	32	26	25	26	26	
Segment density (pc/mi/lane)	43	30	49	40	57	50	44	39	36	43	39	33	35	47	42	52	31	37	27	33	45	36	56	38	30	29	30	30	
Tolled Express Lane	TEL				TEL-W					TEL-W					TEL-W						TEL-W								
Space mean speed (mph)	40	60	60	55	33	60	60	60	55	42	60	60	60	59	41	60	60	60	65	65	63	46	65	65	65	65	65	65	
Travel time per vehicle (min)	0.76	0.28	0.35	0.23	0.88	0.14	0.14	0.35	0.16	0.78	0.20	0.33	0.19	0.42	0.86	0.02	0.15	0.28	0.28	0.26	0.25	0.73	0.23	0.26	0.37	0.13	0.24	0.13	
Volume (vph)	1,169	1,169	1,169	1,169	998	1,590	1,590	1,590	1,590	1,327	1,468	1,468	1,468	1,468	1,050	1,251	1,251	1,251	1,251	1,251	1,251	801	860	860	860	860	860	860	
Level of Service (LOS)	D	C	C	C	D	D	D	D	D	D	C	C	C	C	C	C	C	C	C	C	C	B	B	B	B	B	B	B	

6:45 AM	D	C	E	C	E	C	C	C	C	D	C	C	C	D	E	E	C	B	C	D	E	D	F	C	D	D	D	C
7:00 AM	E	D	F	C	F	D	D	D	D	E	C	C	C	E	E	F	D	B	C	D	E	D	F	D	D	D	D	C
7:15 AM	E	D	F	C	F	D	D	D	D	E	D	D	C	E	E	F	D	B	D	D	F	E	F	D	D	D	D	C
7:30 AM	F	D	F	F	F	F	F	E	D	F	D	D	C	F	E	F	D	C	D	D	F	E	F	D	D	E	E	C
7:45 AM	E	D	F	F	F	F	F	E	D	F	D	D	C	F	E	F	D	C	D	D	E	E	F	D	D	D	D	C
8:00 AM	E	D	E	F	F	F	F	E	D	F	D	D	C	F	E	F	D	C	D	D	E	D	F	C	D	D	D	C
8:15 AM	E	D	F	F	E	F	D	E	D	E	D	D	C	E	E	F	D	B	D	D	E	D	F	C	D	D	D	C
8:30 AM	E	D	F	F	E	F	D	E	D	E	D	D	C	F	E	F	D	C	D	D	E	D	F	C	D	D	D	C

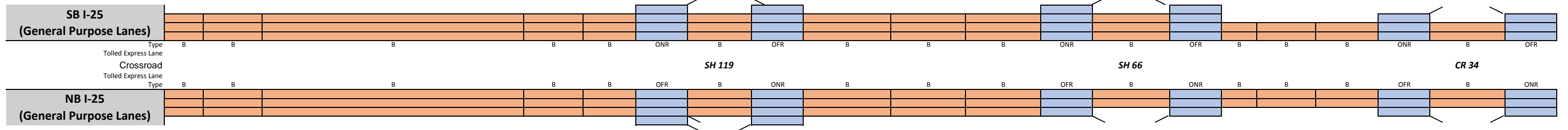


6:45 AM	C	B	B	B	B	A	B	B	B	B	C	C	D	B	D	C	A	C	C	C	B	C	C	C	C	C	C	C
7:00 AM	C	C	C	C	C	C	B	C	C	C	C	D	C	E	C	C	B	C	C	C	D	C	D	D	D	C	C	C
7:15 AM	C	C	C	C	C	C	B	C	C	C	C	C	C	D	C	C	A	C	C	D	B	D	D	C	C	C	C	C
7:30 AM	D	C	D	C	C	C	B	D	C	C	C	D	C	E	C	E	C	B	C	C	D	B	D	D	C	C	C	C
7:45 AM	D	C	D	C	C	C	B	D	C	C	C	D	C	E	C	E	C	B	C	C	D	C	D	D	C	C	C	C
8:00 AM	D	C	E	D	D	D	B	E	C	D	C	D	C	E	C	E	D	B	D	C	E	C	E	D	D	C	D	D
8:15 AM	D	C	D	D	D	D	B	D	C	D	C	D	C	E	C	E	D	B	D	C	E	C	E	D	D	C	C	C
8:30 AM	D	C	D	D	D	D	B	E	C	D	C	D	C	E	C	E	D	B	D	C	D	C	E	D	D	C	C	C

SEGMENT	1	2	3	4	5	6	7	8	9	10	11	12	13	14	15	16	17	18	19	20	21	22	23	24	25	26	27	28	
Segment Length (ft)	2,700	1,100	1,875	750	2,200	170	1,500	2,180	1,350	2,450	995	1,700	1,500	1,765	3,000	310	715	1,500	1,525	1,500	1,400	3,000	1,380	1,500	2,040	1,015	1,070	745	
Number of lanes	4	4	3	3	4	4	3	3	3	4	3	3	3	3	4	3	4	3	3	3	3	4	3	3	3	3	3	3	
Free Flow Speed (mph)	60	60	60	60	60	60	60	60	60	60	60	60	60	60	60	60	60	60	65	65	65	65	65	65	65	65	65	65	
Segment demand (vph)	4,543	4,543	3,531	4,072	4,401	4,065	4,065	3,501	4,092	4,428	4,106	3,451	4,166	4,166	4,487	4,215	4,215	4,215	3,173	3,964	3,964	4,237	4,061	4,061	3,384	3,963	3,963	3,963	
On-Ramp demand (vph)				541	329				591	336			715		321					791		273			579				
Off-Ramp demand (vph)		1,012			336		564			322	655				272			1,042				176		677				758	
Ramp-to-Ramp demand (vph)																													
Travel time per vehicle (min)	0.65	0.21	0.46	0.17	0.53	0.04	0.33	0.53	0.31	0.59	0.22	0.41	0.34	0.46	0.62	0.08	0.17	0.33	0.33	0.32	0.33	0.57	0.33	0.31	0.45	0.21	0.23	0.15	
VMTD Veh-miles (Demand)	2,323	946	1,254	578	1,834	131	1,155	1,445	1,046	2,055	774	1,111	1,184	1,393	2,549	247	571	1,197	916	1,126	1,051	2,407	1,061	1,154	1,307	762	803	559	
VMTV Veh-miles (Volume)	2,323	946	1,254	578	1,834	131	1,155	1,445	1,046	2,055	774	1,111	1,184	1,393	2,549	247	571	1,197	916	1,126	1,051	2,407	1,061	1,154	1,307	762	803	559	
VHT travel (hrs)	48.92	15.93	26.92	11.67	38.66	2.68	22.25	30.83	20.98	43.34	14.92	23.48	23.73	31.92	46.35	5.72	11.72	23.29	17.52	21.08	21.90	40.12	22.45	20.89	25.48	14.17	14.94	10.21	
VHD delay (hrs)	10.20	0.15	6.02	2.03	8.10	0.49	3.00	6.73	3.55	9.10	2.02	4.96	4.01	8.71	3.86	1.59	2.21	3.33	3.42	3.75	5.73	3.09	6.12	3.14	5.36	2.45	2.58	1.61	
Space mean speed (mph)	47	59	47	50	47	49	52	47	50	47	52	47	50	44	55	43	49	51	52	53	48	60	47	55	51	54	54	55	
Segment density (veh/mi/lane)	24	19	25	27	23	21	26	25	27	23	26	24	28	32	20	32	22	27	20	25	28	18	29	25	22	25	24	24	
Segment density (pc/mi/lane)	28	22	29	31	26	24	30	29	31	27	30	28	32	37	23	37	25	31	23	28	32	20	33	28	25	28	28	28	
Tolled Express Lane	TEL				TEL-W					TEL-W					TEL-W						TEL-W								
Space mean speed (mph)	47	58	60	60	47	50	59	60	60	47	57	60	60	60	55	57	59	60	65	65	65	60	64	65	65	65	65	65	
Travel time per vehicle (min)	0.65	0.22	0.36	0.14	0.53	0.04	0.29	0.41	0.26	0.59	0.20	0.32	0.28	0.33	0.62	0.06	0.14	0.28	0.27	0.26	0.24	0.57	0.24	0.26	0.36	0.18	0.19	0.13	
Volume (vph)	329	329	329	329	307	336	336	336	336	303	323	323	323	323</															

SEGMENT	52	53	54	55	56	57	58	59	60	61	62	63	64	65	66	67	68	69	70	71	
Segment Length (ft)	400	2,000		14,995	2,000	745	750	4,315	1,500	3,500	3,000	3,240	1,500	2,995	1,500	490	2,000	2,280	1,500	2,995	1,500
Number of lanes	3	3		3	3	3	3	3	3	3	3	3	3	3	3	2	2	2	2	2	2
Free Flow Speed (mph)	70	70		70	70	70	70	70	70	70	70	70	70	70	70	70	70	70	70	70	70
Segment demand (vph)	3,538	3,538		3,538	3,538	3,538	3,538	2,185	2,961	2,961	2,961	2,961	2,377	2,642	2,642	2,642	2,642	2,642	2,341	2,447	
On-Ramp demand (vph)							1,353						584						301		
Off-Ramp demand (vph)								776							265						
Ramp-to-Ramp demand (vph)																					
Travel time per vehicle (min)	0.08	0.42		3.13	0.42	0.16	0.15	0.82	0.29	0.69	0.59	0.64	0.29	0.57	0.29	0.11	0.44	0.50	0.30	0.62	0.30
VMTD Veh-miles (Demand)	268	1,340		10,048	1,340	499	503	1,786	841	1,963	1,682	1,817	841	1,348	751	245	1,001	1,141	751	1,328	695
VMTV Veh-miles (Volume)	268	1,340		10,048	1,340	499	503	1,786	841	1,963	1,682	1,817	841	1,348	751	245	1,001	1,141	751	1,328	695
VHT travel (hrs)	4.92	24.58		184.29	24.58	9.16	8.70	29.76	14.44	34.17	29.29	31.63	14.32	22.67	12.62	4.75	19.40	22.12	13.33	24.31	12.30
VHD delay (hrs)	1.09	5.44		40.75	5.44	2.02	1.52	4.25	2.42	6.13	5.25	5.67	2.31	3.41	1.90	1.25	5.10	5.82	2.61	5.34	2.37
Space mean speed (mph)	55	55		55	55	55	58	60	58	57	57	57	59	59	59	52	52	52	56	55	57
Segment density (veh/mi/lane)	22	22		22	22	22	20	12	17	17	17	17	17	13	15	26	26	26	20	21	20
Segment density (pc/mi/lane)	25	25		25	25	25	23	14	19	20	20	20	19	15	17	29	29	29	23	25	23
Tolled Express Lane	GP	GP		GP	GP	GP	GP	GP	GP	GP	GP	GP	GP	GP	GP	GP	GP	GP	GP	GP	GP
Space mean speed (mph)	55	55		55	55	55	58	60	58	57	57	57	59	59	59	52	52	52	56	55	57
Travel time per vehicle (min)	0.08	0.42		3.13	0.42	0.16	0.15	0.82	0.29	0.69	0.59	0.64	0.29	0.57	0.29	0.11	0.44	0.50	0.30	0.62	0.30
Volume (vph)	-	-		-	-	-	-	-	-	-	-	-	-	-	-	-	-	-	-	-	-
Level of Service (LOS)																					

6:45 AM	C	C	C	C	C	C	B	B	B	B	B	B	B	B	C	C	C	B	B	B
7:00 AM	C	C	C	C	C	C	B	B	C	C	C	B	B	B	D	D	D	C	C	C
7:15 AM	D	D	D	D	D	C	B	B	C	C	C	B	B	B	D	D	D	C	D	C
7:30 AM	C	C	C	C	C	C	B	B	C	C	C	B	B	B	D	D	D	C	C	C
7:45 AM	C	C	C	C	C	C	B	B	C	C	C	B	B	B	D	D	D	C	C	C
8:00 AM	C	C	C	C	C	C	B	B	C	C	C	B	B	B	D	D	D	C	C	C
8:15 AM	C	C	C	C	C	C	B	B	B	B	B	B	B	B	C	C	C	B	C	B
8:30 AM	C	C	C	C	C	C	B	B	B	B	B	B	B	B	C	C	C	B	C	B

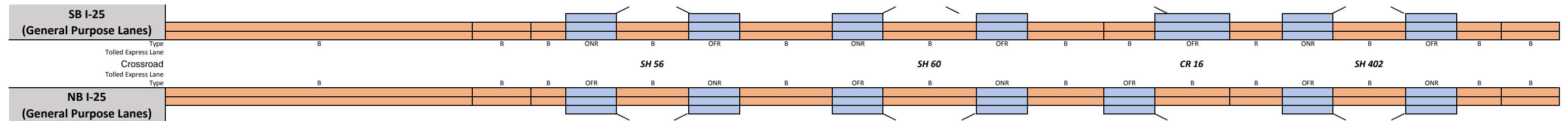


6:45 AM	B	B	B	B	B	A	A	B	B	B	B	B	B	B	C	C	C	C	C	C
7:00 AM	C	C	C	C	C	A	B	B	B	B	B	B	B	C	D	D	D	C	D	C
7:15 AM	C	C	C	C	C	A	B	B	B	B	B	B	C	B	D	D	D	C	D	C
7:30 AM	C	C	C	C	C	A	B	B	C	C	C	B	C	C	D	D	D	C	D	C
7:45 AM	C	C	C	C	C	A	B	B	B	B	B	B	C	C	D	D	D	C	D	C
8:00 AM	C	C	C	C	C	A	B	B	C	C	C	B	C	C	D	D	D	C	D	C
8:15 AM	C	C	C	C	C	A	B	B	C	C	C	B	D	C	E	E	E	C	D	C
8:30 AM	C	C	C	C	C	A	B	B	B	B	B	B	C	C	D	D	D	C	D	C

SEGMENT	52	53	54	55	56	57	58	59	60	61	62	63	64	65	66	67	68	69	70	71	
Segment Length (ft)	735	2,000		15,000	2,000	1,635	1,500	2,325	1,500	3,850	3,000	3,040	1,500	3,185	1,500	500	2,000	2,245	1,500	3,035	1,500
Number of lanes	3	3		3	3	3	3	3	3	3	3	3	3	2	2	2	2	2	2	2	2
Free Flow Speed (mph)	70	70		70	70	70	70	70	70	70	70	70	70	70	70	70	70	70	70	70	70
Segment demand (vph)	2,941	2,941		2,941	2,941	2,941	2,941	2,105	2,681	2,681	2,681	2,681	2,242	2,696	2,696	2,696	2,696	2,696	2,696	2,567	2,677
On-Ramp demand (vph)								576							454						
Off-Ramp demand (vph)							836					439									
Ramp-to-Ramp demand (vph)																				129	
Travel time per vehicle (min)	0.15	0.40		2.96	0.40	0.32	0.29	0.44	0.29	0.75	0.58	0.59	0.24	0.65	0.30	0.11	0.45	0.50	0.30	0.66	0.30
VMTD Veh-miles (Demand)	409	1,114		8,355	1,114	911	836	927	762	1,955	1,523	1,544	762	1,352	766	255	1,021	1,146	766	1,476	761
VMTV Veh-miles (Volume)	409	1,114		8,355	1,114	911	836	927	762	1,955	1,523	1,544	762	1,352	766	255	1,021	1,146	766	1,476	761
VHT travel (hrs)	7.12	19.37		145.26	19.37	15.83	14.27	15.40	12.94	33.41	26.04	26.38	10.93	24.36	13.45	5.01	20.05	22.51	13.57	28.12	13.61
VHD delay (hrs)	1.27	3.45		25.91	3.45	2.82	2.33	2.16	2.06	5.49	4.27	4.33	0.05	5.04	2.51	1.37	5.47	6.13	2.62	7.04	2.74
Space mean speed (mph)	58	58		58	58	58	59	60	59	59	59	59	70	56	57	51	51	51	56	52	56
Segment density (veh/mi/lane)	17	17		17	17	17	17	12	15	15	15	15	13	20	18	26	26	26	22	24	21
Segment density (pc/mi/lane)	20	20		20	20	20	19	13	17	18	18	18	15	23	21	30	30	30	26	28	25
Tolled Express Lane	GP	GP		GP	GP	GP	GP	GP	GP	GP	GP	GP	GP	GP	GP	GP	GP	GP	GP	GP	GP
Space mean speed (mph)	58	58		58	58	58	59	60	59	59	59	59	70	56	57	51	51	51	56	52	56
Travel time per vehicle (min)	0.15	0.40		2.96	0.40	0.32	0.29	0.44	0.29	0.75	0.58	0.59	0.24	0.65	0.30	0.11	0.45	0.50	0.30	0.66	0.30
Volume (vph)	-	-		-	-	-	-	-	-	-	-	-	-	-	-	-	-	-	-	-	-
Level of Service (LOS)																					

SEGMENT	72	73	74	75	76	77	78	79	80	81	82	83	84	85	86	87	88	89	90
Segment Length (ft)	18,155	2,000	425	1,500	3,020	1,500	4,340	1,500	3,245	1,500	5,790	3,075	750	895	1,165	2,870	750	705	2,000
Number of lanes	2	2	2	2	2	2	2	2	2	2	2	2	2	2	2	2	2	2	2
Free Flow Speed (mph)	70	70	70	70	70	70	70	70	70	70	70	70	70	70	70	70	70	70	70
Segment demand (vph)	2,447	2,451	2,451	2,451	2,295	2,522	2,522	2,522	2,168	2,354	2,354	2,354	2,438	2,438	2,438	2,063	2,450	2,450	2,450
On-Ramp demand (vph)				156					354						375				
Off-Ramp demand (vph)						227				186			84				387		
Ramp-to-Ramp demand (vph)																			
Travel time per vehicle (min)	3.85	0.42	0.09	0.31	0.62	0.30	0.93	0.30	0.66	0.30	1.21	0.64	0.15	0.18	0.23	0.57	0.15	0.15	0.42
VMTD Veh-miles (Demand)	8,414	928	197	696	1,313	716	2,073	716	1,332	669	2,581	1,371	346	413	538	1,121	348	327	928
VMTV Veh-miles (Volume)	8,414	928	197	696	1,313	716	2,073	716	1,332	669	2,581	1,371	346	413	538	1,121	348	327	928
VHT travel (hrs)	156.82	17.32	3.68	12.52	23.85	12.74	39.17	12.64	23.74	11.87	47.28	25.11	6.12	7.31	9.42	19.71	6.23	6.09	17.27
VHD delay (hrs)	36.62	4.05	0.86	2.57	5.10	2.50	9.56	2.40	4.71	2.32	10.40	5.53	1.18	1.40	1.74	3.69	1.25	1.41	4.01
Space mean speed (mph)	54	54	54	56	55	56	53	57	56	56	55	55	57	57	57	57	56	54	54
Segment density (veh/mi/lane)	23	23	23	22	21	19	24	19	19	19	22	22	20	55	17	18	20	23	23
Segment density (pc/mi/lane)	26	26	26	25	24	22	27	21	22	22	25	25	23	64	20	21	23	26	26
Tolled Express Lane	GP	GP	GP	GP	GP	GP	GP	GP	GP	GP	GP	GP	GP	GP	GP	GP	GP	GP	GP
Space mean speed (mph)	54	54	54	56	55	56	53	57	56	56	55	55	57	57	57	57	56	54	54
Travel time per vehicle (min)	3.85	0.42	0.09	0.31	0.62	0.30	0.93	0.30	0.66	0.30	1.21	0.64	0.15	0.18	0.23	0.57	0.15	0.15	0.42
Volume (vph)	-	-	-	-	-	-	-	-	-	-	-	-	-	-	-	-	-	-	-
Level of Service (LOS)																			

6:45 AM	C	C	C	B	B	B	C	B	B	B	C	C	B	B	B	B	B	C	C
7:00 AM	C	C	C	C	C	B	C	B	C	C	C	C	C	C	B	C	B	C	C
7:15 AM	D	D	D	C	C	C	D	C	C	C	D	D	C	C	C	C	C	C	C
7:30 AM	D	D	D	C	C	C	D	C	C	C	C	C	C	C	C	C	C	D	D
7:45 AM	C	C	C	C	C	C	C	C	C	C	C	C	C	C	B	C	C	D	D
8:00 AM	C	C	C	C	C	C	D	C	C	C	C	C	C	C	B	C	C	D	D
8:15 AM	C	C	C	C	C	B	C	B	C	B	C	C	B	B	B	B	B	C	C
8:30 AM	C	C	C	C	C	B	C	B	B	B	C	C	B	B	B	B	B	C	C

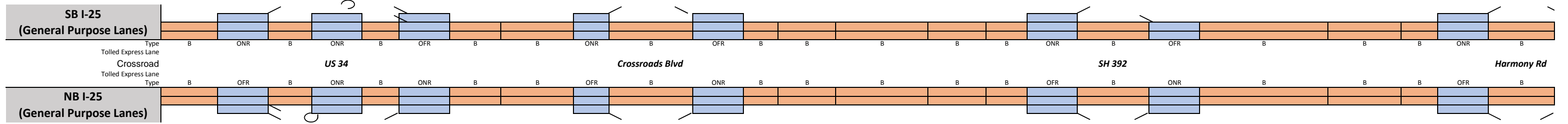


6:45 AM	C	C	C	C	C	D	C	C	C	D	C	D	D	C	C	C	D	D
7:00 AM	D	D	D	C	D	C	E	D	D	C	E	D	E	E	D	D	E	E
7:15 AM	D	D	D	C	D	C	D	C	D	C	E	D	E	E	D	D	C	E
7:30 AM	D	D	D	D	D	D	E	D	E	D	F	D	F	F	D	D	F	F
7:45 AM	D	D	D	C	D	C	D	C	D	C	E	D	E	E	D	D	E	E
8:00 AM	D	D	D	C	D	C	E	D	D	C	E	D	E	E	D	D	D	E
8:15 AM	E	E	E	D	D	D	E	D	E	D	F	D	F	F	D	D	F	F
8:30 AM	D	D	D	C	D	C	D	C	D	C	E	D	D	D	C	D	C	E

SEGMENT	72	73	74	75	76	77	78	79	80	81	82	83	84	85	86	87	88	89	90
Segment Length (ft)	18,150	2,000	500	1,500	2,890	1,500	4,225	1,500	4,255	1,500	3,160	1,500	3,095	1,610	1,500	2,930	1,500	1,095	2,000
Number of lanes	2	2	2	2	2	2	2	2	2	2	2	2	2	2	2	2	2	2	2
Free Flow Speed (mph)	70	70	70	70	70	70	70	70	70	70	70	70	70	70	70	70	70	70	70
Segment demand (vph)	2,677	2,677	2,677	2,677	2,606	2,917	2,917	2,917	2,792	3,162	3,162	3,162	3,117	3,117	3,117	2,720	3,262	3,262	3,262
On-Ramp demand (vph)						311				370							542		
Off-Ramp demand (vph)				71				125				45			397				
Ramp-to-Ramp demand (vph)																			
Travel time per vehicle (min)	4.03	0.44	0.11	0.30	0.63	0.31	1.00	0.30	0.97	0.31	0.83	0.30	0.80	0.41	0.31	0.66	0.31	0.30	0.55
VMTD Veh-miles (Demand)	9,202	1,014	254	761	1,426	829	2,334	829	2,250	898	1,892	898	1,827	950	886	1,509	927	676	1,236
VMTV Veh-miles (Volume)	9,202	1,014	254	761	1,426	829	2,334	829	2,250	898	1,892	898	1,827	950	886	1,509	927	676	1,236
VHT travel (hrs)	179.87	19.82	4.96	13.44	27.42	14.99	48.78	14.67	45.32	16.37	43.63	15.86	41.35	21.51	15.85	29.86	17.06	16.38	29.92
VHD delay (hrs)	48.41	5.33	1.33	2.58	7.04	3.15	15.43	2.84	13.18	3.54	16.60	3.03	15.25	7.93	3.20	8.30	3.82	6.72	12.27
Space mean speed (mph)	51	51	51	57	52	55	48	56	50	55	43	57	44	44	56	51	54	41	41
Segment density (veh/mi/lane)	26	26	26	24	25	23	30	24	28	24	36	26	35	35	26	27	25	39	39
Segment density (pc/mi/lane)	30	30	30	27	29	27	35	28	32	28	42	30	41	41	30	31	29	45	45
Tolled Express Lane	GP	GP	GP	GP	GP	GP	GP	GP	GP	GP	GP	GP	GP	GP	GP	GP	GP	GP	GP
Space mean speed (mph)	51	51	51	57	52	55	48	56	50	55	43	57	44	44	56	51	54	41	41
Travel time per vehicle (min)	4.03	0.44	0.11	0.30	0.63	0.31	1.00	0.30	0.97	0.31	0.83	0.30	0.80	0.41	0.31	0.66	0.31	0.30	0.55
Volume (vph)	-	-	-	-	-	-	-	-	-	-	-	-	-	-	-	-	-	-	-
Level of Service (LOS)																			

SEGMENT	91	92	93	94	95	96	97	98	99	100	101	102	103	104	105	106	107	108	109	110	111	112	113	114
Segment Length (ft)	2,640	1,500	405	755	1,250	1,500	1,435	3,000	1,500	3,480	1,500	700	2,000	4,255	2,000	460	1,500	3,240	1,500	6,730	3,000	455	1,500	3,025
Number of lanes	2	2	2	2	2	2	2	2	2	2	2	2	2	2	2	2	2	2	2	2	2	2	2	2
Free Flow Speed (mph)	70	70	70	70	70	70	70	70	70	70	70	70	70	70	70	70	70	70	70	70	70	70	70	70
Segment demand (vph)	2,450	2,450	2,165	2,165	1,769	2,496	2,496	2,496	2,496	1,996	2,685	2,685	2,685	2,685	2,693	2,693	2,693	2,093	2,474	2,474	2,474	2,474	2,474	1,420
On-Ramp demand (vph)		285		396					500								600						1,054	
Off-Ramp demand (vph)						727					689								381					
Ramp-to-Ramp demand (vph)																								
Travel time per vehicle (min)	0.56	0.30	0.08	0.15	0.24	0.31	0.31	0.64	0.30	0.69	0.31	0.16	0.45	0.96	0.43	0.10	0.30	0.64	0.30				1.40	0.57
VMTD Veh-miles (Demand)	1,225	696	166	310	419	709	678	1,418	709	1,316	763	356	1,017	2,164	1,020	235	765	1,284	703	3,153	1,406	213	703	814
VMTV Veh-miles (Volume)	1,225	696	166	310	419	709	678	1,418	709	1,316	763	356	1,017	2,164	1,020	235	765	1,284	703	3,153	1,406	213	703	814
VHT travel (hrs)	22.79	12.22	2.96	5.52	7.15	12.86	12.75	26.65	12.58	22.95	13.82	7.04	20.12	42.81	19.49	4.48	13.51	22.31	12.57	57.65	25.70	3.90	12.27	13.43
VHD delay (hrs)	5.29	2.28	0.59	1.09	1.16	2.73	3.05	6.39	2.45	4.16	2.92	1.96	5.59	11.90	4.92	1.13	2.58	3.96	2.53	12.61	5.62	0.85	2.23	1.81
Space mean speed (mph)	54	57	56	56	59	55	53	53	56	57	55	51	51	51	52	52	57	58	56	55	55	55	57	61
Segment density (veh/mi/lane)	23	18	19	17	15	15	23	23	20	17	21	27	27	27	26	26	19	18	23	23	23	23	17	12
Segment density (pc/mi/lane)	26	20	22	20	17	17	27	27	22	20	24	31	31	31	29	29	22	20	26	25	25	25	19	13
Tolled Express Lane	GP	GP	GP	GP	GP	GP	GP	GP	GP	GP	GP	GP	GP	GP	GP	GP	GP	GP	GP	GP	GP	GP	GP	GP
Space mean speed (mph)	54	57	56	56	59	55	53	53	56	57	55	51	51	51	52	52	57	58	56	55	55	55	57	61
Travel time per vehicle (min)	0.56	0.30	0.08	0.15	0.24	0.31	0.31	0.64	0.30	0.69	0.31	0.16	0.45	0.96	0.43	0.10	0.30	0.64	0.30	1.40	0.62	0.09	0.30	0.57
Volume (vph)	-	-	-	-	-	-	-	-	-	-	-	-	-	-	-	-	-	-	-	-	-	-	-	-
Level of Service (LOS)																								

6:45 AM	C	B	B	B	B	B	C	C	B	B	C	C	C	C	C	C	B	B	C	C	C	C	B	A
7:00 AM	C	B	C	B	B	B	C	C	B	B	B	C	C	C	C	C	B	B	C	C	C	C	B	A
7:15 AM	C	C	C	B	B	B	C	C	C	C	C	C	C	C	C	C	B	B	C	C	C	C	B	A
7:30 AM	D	C	C	B	B	B	D	D	C	C	C	D	D	D	D	C	C	C	C	D	D	D	B	B
7:45 AM	D	C	C	C	B	B	D	D	C	C	C	E	E	E	D	D	C	C	D	D	D	D	C	B
8:00 AM	D	C	C	C	C	B	D	D	C	C	C	D	D	D	D	D	C	C	C	C	C	C	B	B
8:15 AM	C	B	C	B	B	B	C	C	C	C	C	D	D	D	D	D	C	C	C	C	C	C	B	B
8:30 AM	C	B	C	B	B	B	C	C	C	C	C	D	D	D	D	C	C	B	C	C	C	C	B	B

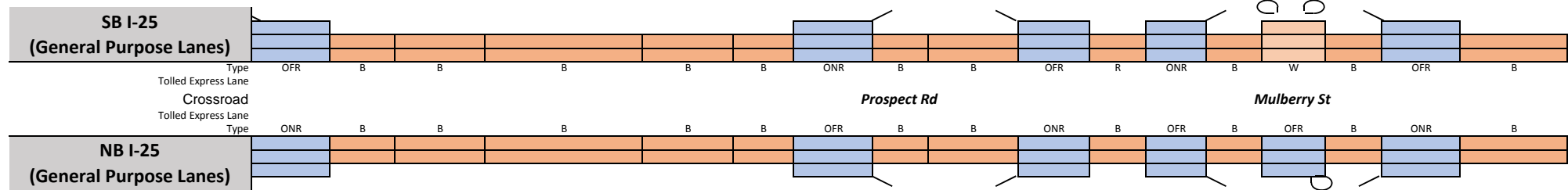


6:45 AM	D	B	C	B	C	C	D	D	C	C	B	D	D	D	D	D	C	C	C	D	D	D	C	B
7:00 AM	E	C	D	C	D	C	E	E	D	D	C	E	E	E	E	E	D	D	C	E	E	E	C	C
7:15 AM	E	C	C	C	D	C	E	E	D	D	C	E	E	E	E	E	C	D	C	D	D	D	C	B
7:30 AM	F	C	D	C	E	D	F	F	D	D	D	F	F	F	F	F	E	D	D	F	F	F	D	C
7:45 AM	E	C	C	C	D	D	F	F	D	D	C	E	E	E	E	D	D	C	C	E	E	E	D	C
8:00 AM	E	C	D	C	E	D	F	F	D	D	C	F	F	F	F	F	D	D	C	E	E	E	D	C
8:15 AM	F	C	D	C	E	D	F	F	D	D	C	F	F	F	F	F	D	D	C	F	F	F	D	C
8:30 AM	E	C	C	C	D	C	E	E	D	D	C	E	E	E	E	E	D	D	C	E	E	E	D	C

SEGMENT	91	92	93	94	95	96	97	98	99	100	101	102	103	104	105	106	107	108	109	110	111	112	113	114
Segment Length (ft)	1,925	1,500	1,050	1,500	600	1,500	1,545	3,000	540	3,680	1,500	500	2,000	4,255	2,000	900	1,500	2,900	1,500	6,630	3,000	600	1,500	2,565
Number of lanes	2	2	2	2	2	2	2	2	2	2	2	2	2	2	2	2	2	2	2	2	2	2	2	2
Free Flow Speed (mph)	70	70	70	70	70	70	70	70	70	70	70	70	70	70	70	70	70	70	70	70	70	70	70	70
Segment demand (vph)	3,262	3,262	2,476	2,902	2,902	3,357	3,357	3,357	3,357	2,611	3,265	3,265	3,265	3,265	3,265	3,265	3,265	2,775	3,218	3,218	3,218	3,218	3,218	2,087
On-Ramp demand (vph)				426		455							654											
Off-Ramp demand (vph)		786							746								490							1,131
Ramp-to-Ramp demand (vph)																								
Travel time per vehicle (min)	0.53	0.31	0.22	0.31	0.14	0.31	0.45	0.87	0.11	0.81	0.31	0.14	0.56	1.20	0.56	0.25	0.31	0.67	0.31				1.81	0.52
VMTD Veh-miles (Demand)	1,189	927	492	824	330	954	982	1,907	343	1,820	928	309	1,237	2,631	1,237	557	928	1,524	914	4,041	1,828	366	914	1,014
VMTV Veh-miles (Volume)	1,189	927	492	824	330	954	982	1,907	343	1,820	928	309	1,237	2,631	1,237	557	928	1,524	914	4,041	1,828	366	914	1,014
VHT travel (hrs)	28.80	16.84	9.22	14.86	6.87	17.55	25.11	48.76	6.23	35.17	16.84	7.67	30.67	65.26	30.67	13.80	16.66	30.77	16.66	96.95	43.87	8.77	16.84	17.95
VHD delay (hrs)	11.81	3.60	2.19	3.08	2.16	3.93	11.08	21.51	1.32	9.18	3.59	3.25	13.00	27.67	13.00	5.85	3.41	8.99	3.59	39.23	17.75	3.55	3.78	3.47
Space mean speed (mph)	41	55	53	55	48	54	39	39	55	52	55	40	40	40	40	40	56	50	55	42	42	42	54	56
Segment density (veh/mi/lane)	39	21	23	20	30	25	43	43	27	25	23	40	40	40	40	40	26	28	24	39	39	39	26	18
Segment density (pc/mi/lane)	45	25	27	23	35	29	49	49	31	29	26	47	47	47	47	47	30	32	27	44	44	44	29	21
Tolled Express Lane	GP	GP	GP	GP	GP	GP	GP	GP	GP	GP	GP	GP	GP	GP	GP	GP	GP	GP	GP	GP	GP	GP	GP	GP
Space mean speed (mph)	41	55	53	55	48	54	39	39	55	52	55	40	40	40	40	40	56	50	55	42	42	42	54	56
Travel time per vehicle (min)	0.53	0.31	0.22	0.31	0.14	0.31	0.45	0.87	0.11	0.81	0.31	0.14	0.56	1.20	0.56	0.25	0.31	0.67	0.31	1.81	0.82	0.16	0.31	0.52
Volume (vph)	-	-	-	-	-	-	-	-	-	-	-	-	-	-	-	-	-	-	-	-	-	-	-	-
Level of Service (LOS)																								

SEGMENT	115	116	117	118	119	120	121	122	123	124	125	126	127	128	129	130	131		
Segment Length (ft)	1,500	500	2,000	4,840	2,000	500	1,500	535	2,000	775	715	1,160	700	420	750	1,500	2,700	276,955	
Number of lanes	2	2	2	2	2	2	2	2	2	2	2	2	2	3	2	2	2		
Free Flow Speed (mph)	70	70	70	70	70	70	70	70	70	70	70	70	70	70	70	70	70		
Segment demand (vph)	2,093	2,093	2,093	2,093	2,093	2,093	2,093	1,429	1,429	1,700	1,700	1,700	1,351	1,376	886	1,067	1,067		
On-Ramp demand (vph)							664					349		490					
Off-Ramp demand (vph)	673									271				25		181			
Ramp-to-Ramp demand (vph)																			
Travel time per vehicle (min)	0.31	0.10	0.40	0.96	0.40	0.10	0.30	0.10	0.38	0.16	0.14	0.23	0.13	0.09	0.14	0.30	0.50	59.68	
VMTD Veh-miles (Demand)	595	198	793	1,919	793	198	595	145	541	250	230	373	179	109	126	303	546	167,453	
VMTV Veh-miles (Volume)	595	198	793	1,919	793	198	595	145	541	250	230	373	179	109	126	303	546	166,674	
VHT travel (hrs)	10.76	3.45	13.80	33.40	13.80	3.45	10.49	2.39	8.94	4.44	4.10	6.45	2.95	1.96	2.04	5.38	8.92	3,259.93	
VHD delay (hrs)	2.26	0.62	2.48	6.00	2.48	0.62	1.99	0.32	1.21	0.88	0.81	1.11	0.39	0.39	0.25	1.05	1.12	947.64	
Space mean speed (mph)	55	57	57	57	57	57	57	61	61	56	56	58	61	56	62	56	61	51	
Segment density (veh/mi/lane)	15	18	18	18	18	18	17	12	12	12	66	11	11	8	7	9	9	24	
Segment density (pc/mi/lane)	17	20	20	20	20	20	19	13	13	13	73	13	12	9	8	10	10	28	
Tolled Express Lane	GP	GP	GP	GP	GP	GP	GP	GP	GP	GP	GP	GP	GP	GP	GP	GP	GP	GP	TEL
Space mean speed (mph)	55	57	57	57	57	57	57	61	61	56	56	58	61	56	62	56	61	58	
Travel time per vehicle (min)	0.31	0.10	0.40	0.96	0.40	0.10	0.30	0.10	0.38	0.16	0.14	0.23	0.13	0.09	0.14	0.30	0.50	55.76	
Volume (vph)	-	-	-	-	-	-	-	-	-	-	-	-	-	-	-	-	-	-	3.92
Level of Service (LOS)																			

6:45 AM	B	B	B	B	B	B	B	A	A	A	A	A	A	A	A	A	A	A
7:00 AM	B	B	B	B	B	B	B	A	A	B	B	A	A	A	A	A	A	A
7:15 AM	B	B	B	B	B	B	B	B	B	B	B	B	A	A	A	A	A	A
7:30 AM	B	C	C	C	C	C	C	B	B	B	B	B	A	A	A	A	A	A
7:45 AM	B	C	C	C	C	C	C	B	B	B	B	B	B	A	A	B	A	A
8:00 AM	B	C	C	C	C	C	C	B	B	B	B	B	B	A	A	B	B	B
8:15 AM	B	C	C	C	C	C	C	B	B	B	B	B	B	A	A	B	B	B
8:30 AM	B	C	C	C	C	C	C	B	B	B	B	B	B	A	A	B	B	B

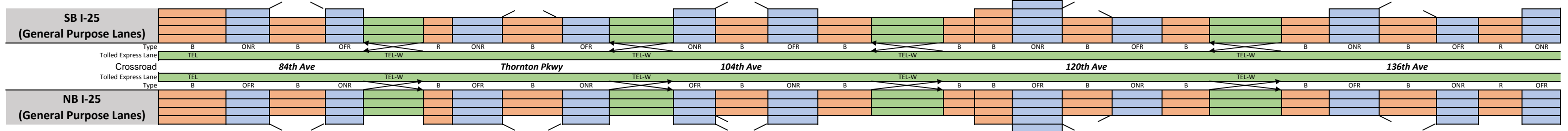


6:45 AM	B	B	B	B	B	B	A	A	A	A	B	B	A	A	A	A	A	A
7:00 AM	B	C	C	C	C	C	A	B	B	B	B	B	B	A	A	A	A	A
7:15 AM	B	C	C	C	C	C	A	B	B	B	B	B	A	A	A	A	A	A
7:30 AM	C	D	D	D	D	D	B	B	B	B	C	C	B	B	A	A	B	B
7:45 AM	C	D	D	D	D	D	B	B	B	B	C	C	B	B	A	A	B	B
8:00 AM	C	C	C	C	C	C	B	B	B	B	C	B	B	B	A	A	B	B
8:15 AM	C	D	D	D	D	D	B	B	B	B	C	B	B	B	A	A	B	B
8:30 AM	B	C	C	C	C	C	A	B	B	B	B	B	B	A	A	A	A	A

SEGMENT	115	116	117	118	119	120	121	122	123	124	125	126	127	128	129	130	131		
Segment Length (ft)	1,500	900	2,000	4,840	2,000	740	1,500	525	2,000	1,165	570	750	510	840	550	1,500	2,700	277,130	
Number of lanes	2	2	2	2	2	2	2	2	2	2	2	2	2	2	2	2	2		
Free Flow Speed (mph)	70	70	70	70	70	70	70	70	70	70	70	70	70	70	70	70	70		
Segment demand (vph)	2,469	2,469	2,469	2,469	2,469	2,469	2,469	1,653	1,653	1,920	1,920	1,920	1,534	1,534	950	1,116	1,116		
On-Ramp demand (vph)	382									267							166		
Off-Ramp demand (vph)							816					386		584					
Ramp-to-Ramp demand (vph)																			
Travel time per vehicle (min)	0.30	0.19	0.43	1.04	0.43	0.16	0.31	0.10	0.39	0.23	0.11	0.15	0.10	0.19	0.10	0.29	0.50	60.70	
VMTD Veh-miles (Demand)	701	421	935	2,263	935	346	701	164	626	424	207	273	148	244	99	317	571	162,919	
VMTV Veh-miles (Volume)	701	421	935	2,263	935	346	701	164	626	424	207	273	148	244	99	317	571	162,919	
VHT travel (hrs)	12.37	7.93	17.62	42.63	17.62	6.52	12.76	2.79	10.62	7.30	3.61	4.88	2.49	4.83	1.61	5.43	9.36	3,158.19	
VHD delay (hrs)	2.35	1.92	4.26	10.30	4.26	1.58	2.74	0.44	1.68	1.25	0.65	0.98	0.38	1.34	0.20	0.90	1.21	761.16	
Space mean speed (mph)	57	53	53	53	53	53	55	59	59	58	57	56	59	51	61	58	61	52	
Segment density (veh/mi/lane)	18	23	23	23	23	23	10	14	14	12	17	16	13	10	8	6	9	23	
Segment density (pc/mi/lane)	21	27	27	27	27	27	11	16	16	14	19	18	15	12	9	7	11	27	
Tolled Express Lane	GP	GP	GP	GP	GP	GP	GP	GP	GP	GP	GP	GP	GP	GP	GP	GP	GP	GP	TEL
Space mean speed (mph)	57	53	53	53	53	53	55	59	59	58	57	56	59	51	61	58	61	59	
Travel time per vehicle (min)	0.30	0.19	0.43	1.04	0.43	0.16	0.31	0.10	0.39	0.23	0.11	0.15	0.10	0.19	0.10	0.29	0.50	57.48	
Volume (vph)	-	-	-	-	-	-	-	-	-	-	-	-	-	-	-	-	-	-	3.23
Level of Service (LOS)																			

SEGMENT	1	2	3	4	5	6	7	8	9	10	11	12	13	14	15	16	17	18	19	20	21	22	23	24	25	26	27	28	
Segment Length (ft)	2,700	1,500	1,865	1,100	2,530	715	750	1,835	750	2,900	1,045	1,735	1,010	2,190	3,100	95	800	1,500	1,575	1,500	1,400	3,000	1,315	1,500	2,095	750	1,390	750	
Number of lanes	4	4	3	3	4	3	3	3	3	4	3	3	3	3	4	3	4	3	3	3	3	4	3	3	3	3	3	3	
Free Flow Speed (mph)	60	60	60	60	60	60	60	60	60	60	60	60	60	60	60	60	60	60	65	65	65	65	65	65	65	65	65	65	
Segment demand (vph)	7,172	7,172	5,694	6,226	7,750	6,259	6,259	5,139	5,945	7,435	6,109	4,791	5,719	5,719	7,043	5,906	5,906	5,906	4,695	5,846	5,846	6,982	6,012	6,012	4,787	5,389	5,389	5,389	
On-Ramp demand (vph)		1,478			1,491			1,120			1,326	1,318			1,137			1,211				970		1,225				972	
Off-Ramp demand (vph)				532	1,524				806		1,490		928		1,324						1,151		1,136				602		
Ramp-to-Ramp demand (vph)																													
Travel time per vehicle (min)	0.81	0.29	0.58	0.24	0.93	0.19	0.18	0.78	0.21	0.72	0.25	0.47	0.22	0.77	0.66	0.03	0.20	0.35	0.37	0.31	0.51	0.74	0.50	0.33	0.77	0.18	0.34	0.18	
VMTD Veh-miles (Demand)	3,668	2,038	2,011	1,297	3,714	848	889	1,786	844	4,084	1,209	1,574	1,094	2,372	4,135	106	895	1,678	1,400	1,661	1,550	3,967	1,497	1,708	1,899	765	1,419	765	
VMTV Veh-miles (Volume)	3,254	1,808	1,726	1,111	3,174	724	759	1,548	740	3,585	1,058	1,433	998	2,164	3,776	95	802	1,504	1,268	1,513	1,412	3,618	1,344	1,533	1,775	723	1,343	728	
VHT travel (hrs)	85.50	30.92	47.15	21.64	103.22	16.72	15.82	57.90	18.09	77.92	21.98	34.11	19.51	66.72	70.24	3.02	18.09	30.48	26.22	27.89	45.72	78.01	45.32	29.92	57.05	15.58	28.66	14.95	
VHD delay (hrs)	31.26	0.79	18.39	3.13	165.61	4.66	158.83	32.09	5.76	52.71	178.17	10.23	2.88	30.66	7.31	1.43	4.72	55.87	6.71	4.61	23.99	22.35	24.63	317.25	29.74	4.45	7.99	3.75	
Space mean speed (mph)	38	58	37	51	31	43	48	27	41	46	48	42	51	32	54	32	44	49	48	54	31	46	30	51	31	46	47	49	
Segment density (veh/mi/lane)	42	27	44	35	56	41	37	56	42	36	37	35	34	54	32	56	30	36	29	33	57	37	61	35	48	37	36	35	
Segment density (pc/mi/lane)	48	32	52	40	65	48	43	65	49	42	43	40	40	62	37	65	35	42	34	38	67	43	70	41	56	43	42	41	
Tolled Express Lane	TEL				TEL-W					TEL-W					TEL-W						TEL-W								
Space mean speed (mph)	38	60	60	55	31	60	60	60	60	46	60	60	60	60	54	60	60	60	65	65	63	46	65	65	65	65	65	65	
Travel time per vehicle (min)	0.81	0.28	0.35	0.23	0.93	0.14	0.14	0.35	0.15	0.72	0.20	0.33	0.19	0.42	0.66	0.02	0.15	0.28	0.28	0.26	0.25	0.74	0.23	0.26	0.37	0.13	0.24	0.13	
Volume (vph)	1,521	1,521	1,521	1,521	1,279	1,489	1,489	1,489	1,489	1,247	1,325	1,325	1,325	1,325	1,055	1,137	1,137	1,137	1,137	1,137	1,137	892	970	970	970	970	970	970	
Level of Service (LOS)	E	C	C	D	E	C	C	C	D	D	C	C	C	C	C	C	C	C	B	B	C	C	B	B	B	B	B	B	

Time	1	2	3	4	5	6	7	8	9	10	11	12	13	14	15	16	17	18	19	20	21	22	23	24	25	26	27	28
6:45 AM	E	D	F	F	F	D	D	E	D	E	D	D	C	F	E	F	D	C	D	F	F	E	F	F	E	E	E	D
7:00 AM	F	D	F	F	F	F	F	E	F	F	F	E	F	F	F	F	E	F	E	F	F	F	F	F	D	E	E	D
7:15 AM	F	D	F	F	F	F	F	E	E	E	F	E	C	F	D	F	D	F	D	F	F	E	F	F	C	E	E	D
7:30 AM	F	F	F	F	F	F	F	F	F	F	F	E	F	F	E	F	E	F	E	F	F	F	F	F	F	F	F	F
7:45 AM	F	F	F	F	F	F	F	F	F	F	F	E	F	F	F	F	E	F	E	F	F	F	F	F	F	F	F	F
8:00 AM	F	F	F	F	F	F	F	F	F	F	F	F	F	F	F	F	E	F	F	D	F	F	F	F	F	F	F	F
8:15 AM	F	D	F	F	F	F	F	F	F	E	F	D	F	F	D	F	E	F	D	F	F	D	F	F	F	F	F	F
8:30 AM	E	D	F	F	F	F	F	F	F	E	F	E	F	F	E	F	D	F	F	F	F	D	F	F	F	F	F	F

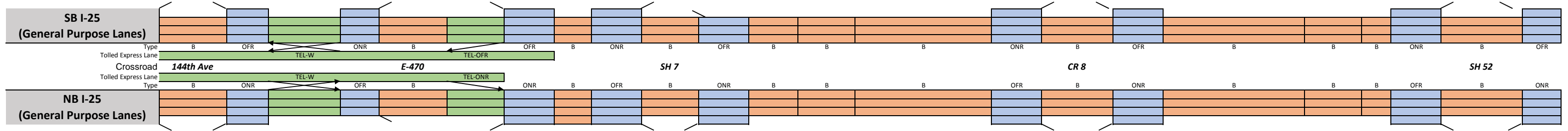


Time	1	2	3	4	5	6	7	8	9	10	11	12	13	14	15	16	17	18	19	20	21	22	23	24	25	26	27	28
6:45 AM	C	B	C	C	C	B	B	C	C	C	B	C	C	D	C	D	C	B	C	C	D	C	E	D	D	C	C	C
7:00 AM	D	C	D	C	D	C	B	D	C	D	C	D	D	F	C	F	D	B	D	D	D	E	D	F	E	D	C	D
7:15 AM	C	C	C	C	C	C	B	C	C	D	B	C	C	D	C	E	C	B	C	C	D	D	E	D	C	C	C	C
7:30 AM	D	C	D	C	D	C	B	D	C	D	C	D	C	E	D	E	D	B	C	C	E	D	E	D	D	C	D	D
7:45 AM	D	C	D	D	E	D	B	D	C	E	C	D	C	E	D	F	D	B	D	D	E	D	F	E	D	C	D	D
8:00 AM	D	C	E	D	E	D	B	E	D	E	C	E	C	F	D	F	D	B	D	D	E	D	F	D	E	D	D	D
8:15 AM	D	C	D	D	E	D	B	D	D	E	C	D	C	F	D	F	D	B	D	D	E	D	F	E	D	C	D	D
8:30 AM	D	C	E	D	E	D	B	E	D	E	C	D	C	E	D	F	D	B	D	D	E	D	F	D	D	C	D	D

SEGMENT	1	2	3	4	5	6	7	8	9	10	11	12	13	14	15	16	17	18	19	20	21	22	23	24	25	26	27	28	
Segment Length (ft)	2,700	1,100	1,875	750	2,200	170	1,500	2,180	1,350	2,450	995	1,700	1,500	1,765	3,000	310	715	1,500	1,525	1,500	1,400	3,000	1,380	1,500	2,040	1,015	1,070	745	
Number of lanes	4	4	3	3	4	4	3	3	3	4	3	3	3	3	4	3	4	3	3	3	3	4	3	3	3	3	3	3	
Free Flow Speed (mph)	60	60	60	60	60	60	60	60	60	60	60	60	60	60	60	60	60	60	65	65	65	65	65	65	65	65	65	65	
Segment demand (vph)	4,608	4,608	3,646	4,309	5,364	4,236	4,236	3,600	4,297	5,425	4,304	3,623	4,455	4,455	5,578	4,571	4,571	4,571	3,512	4,439	4,439	5,445	4,761	4,761	3,806	4,381	4,381	4,381	
On-Ramp demand (vph)				663	1,055				697		1,128		832		1,123						927		1,006			575			
Off-Ramp demand (vph)		962			1,128		636			1,121	681				1,007			1,059				684		955				1,029	
Ramp-to-Ramp demand (vph)																													
Travel time per vehicle (min)	0.65	0.21	0.46	0.17	0.55	0.04	0.33	0.53	0.31	0.61	0.22	0.41	0.34	0.48	0.62	0.09	0.17	0.33	0.34	0.32	0.36	0.72	0.38	0.31	0.47	0.22	0.23	0.16	
VMTD Veh-miles (Demand)	2,356	960	1,295	612	2,235	136	1,203	1,486	1,099	2,517	811	1,166	1,266	1,489	3,169	268	619	1,299	1,014	1,261	1,177	3,094	1,244	1,353	1,471	842	888	618	
VMTV Veh-miles (Volume)	2,356	960	1,295	612	2,235	136	1,203	1,486	1,099	2,517	811	1,166	1,266	1,489	3,169	268	619	1,299	1,014	1,261	1,177	3,094	1,244	1,353	1,471	842	888	618	
VHT travel (hrs)	49.86	16.16	28.16	12.41	49.40	2.81	23.25	32.00	22.12	55.42	15.67	25.05	25.54	35.76	57.62	6.59	12.98	25.33	19.99	23.89	26.61	65.38	30.48	24.75	30.05	15.88	16.74	11.39	
VHD delay (hrs)	10.59	0.16	6.58	2.20	12.15	0.54	3.19	7.23	3.81	13.47	2.16	5.61	4.45	10.94	4.80	2.12	2.67	3.68	4.39	4.49	8.50	17.79	11.34	3.94	7.42	2.92	3.08	1.88	
Space mean speed (mph)	47	59	46	49	45	48	52	46	50	45	52	47	50	42	55	41	48	51	51	53	44	47	41	55	49	53	53	54	
Segment density (veh/mi/lane)	24	19	26	29	29	22	27	26	29	29	28	26	30	36	25	37	24	30	23	28	33	28	39	29	26	28	27		
Segment density (pc/mi/lane)	28	22	30	33	33	25	31	30	33	33	32	30	34	41	29	43	28	34	27	32	38	33	45	33	30	32	31		
Tolled Express Lane	TEL				TEL-W					TEL-W					TEL-W						TEL-W								
Space mean speed (mph)	47	58	60	60	45	49	59	60	60	45	57																		

SEGMENT	29	30	31	32	33	34	35	36	37	38	39	40	41	42	43	44	45	46	47	48	49	50	51		
Segment Length (ft)	2,720	1,280	3,000	1,280	3,650	2,000	750	685	750	2,535	1,500	520	2,000		7,390	1,500	2,750	1,500		7,610	2,000	295	1,500	3,030	1,500
Number of lanes	3	3	4	3	3	4	3	3	3	3	3	3	3		3	3	3	3		3	3	3	3	3	3
Free Flow Speed (mph)	65	65	65	65	70	70	70	70	70	70	70	70	70		70	70	70	70		70	70	70	70	70	70
Segment demand (vph)	4,417	5,044	6,014	5,524	4,798	5,289	5,745	5,745	5,745	4,732	6,108	6,108	6,108		6,108	6,108	5,256	5,560		5,560	5,560	5,560	5,560	4,315	4,639
On-Ramp demand (vph)			490	726					1,013								852							1,245	
Off-Ramp demand (vph)		627	970			491	456				1,376														324
Ramp-to-Ramp demand (vph)																									
Travel time per vehicle (min)	0.64	0.26	0.74	0.28	0.78	0.43	0.15	0.23	0.16	0.60	0.30	0.21	0.80		2.94	0.32	1.36	0.61		3.07	0.76	0.11	0.32	0.71	0.29
VMTD Veh-miles (Demand)	2,275	1,223	3,417	1,339	3,317	2,003	816	745	816	2,272	1,735	602	2,314		8,549	1,735	2,738	1,580		8,014	2,106	311	1,580	2,476	1,318
VMTV Veh-miles (Volume)	2,144	1,160	3,243	1,265	3,105	1,875	764	697	764	2,095	1,601	555	2,134		7,887	1,601	2,491	1,439		7,302	2,106	311	1,580	2,476	1,318
VHT travel (hrs)	44.25	21.06	70.08	24.52	58.06	35.83	13.03	20.59	14.10	43.52	28.05	19.44	74.77		276.28	29.68	108.44	51.51		259.61	70.10	10.34	29.45	51.03	22.29
VHD delay (hrs)	11.27	3.21	20.19	7.05	13.71	9.05	2.12	10.63	3.19	13.59	5.18	11.51	44.28		163.62	9.08	72.86	30.95		155.30	40.01	5.90	7.57	15.66	3.46
Space mean speed (mph)	48	55	46	52	53	52	59	34	54	48	57	29	29		29	54	23	28		28	30	30	54	49	59
Segment density (veh/mi/lane)	29	29	32	34	28	25	31	53	33	30	33	66	66		66	35	69	60		60	62	62	35	30	26
Segment density (pc/mi/lane)	33	34	37	39	33	29	35	61	38	35	38	76	76		76	40	80	69		69	71	71	40	34	30
Tolled Express Lane	TEL-W		TEL-OFR		GP	GP	GP	GP	GP	GP	GP	GP	GP	GP	GP	GP	GP	GP	GP	GP	GP	GP	GP	GP	GP
Space mean speed (mph)	65	63	46	66	70	52	59	34	54	48	57	29	29		29	54	23	28		28	30	30	54	49	59
Travel time per vehicle (min)	0.48	0.23	0.74	0.22	0.59	0.43	0.14	0.23	0.16	0.60	0.30	0.21	0.80		2.94	0.32	1.36	0.61		3.07	0.76	0.11	0.32	0.71	0.29
Volume (vph)	970	970	478	491	491	-	-	-	-	-	-	-	-		-	-	-	-		-	-	-	-	-	-
Level of Service (LOS)	B	B	A	A	A																				

6:45 AM	D	C	D	D	E	C	D	F	D	D	F	F	F	F	F	F	E	F	F	F	C	D	C		
7:00 AM	E	D	E	D	E	D	F	F	F	E	F	F	F	F	F	F	F	F	F	F	F	D	C		
7:15 AM	D	C	E	D	E	D	F	F	F	E	F	F	F	F	F	F	F	F	F	F	F	D	C		
7:30 AM	E	C	E	D	E	D	F	F	F	D	F	F	F	F	F	F	F	F	F	F	F	D	C		
7:45 AM	E	D	E	F	C	D	F	F	F	D	F	F	F	F	F	F	F	F	F	F	F	D	C		
8:00 AM	D	D	E	F	C	D	F	D	D	D	F	F	F	F	F	F	F	F	F	F	F	C	D	C	
8:15 AM	D	C	D	D	E	C	D	F	D	D	D	F	F	F	F	F	F	F	F	F	F	C	D	C	
8:30 AM	D	C	D	D	E	C	D	F	D	D	D	F	F	F	F	F	F	F	F	F	E	E	C	D	C

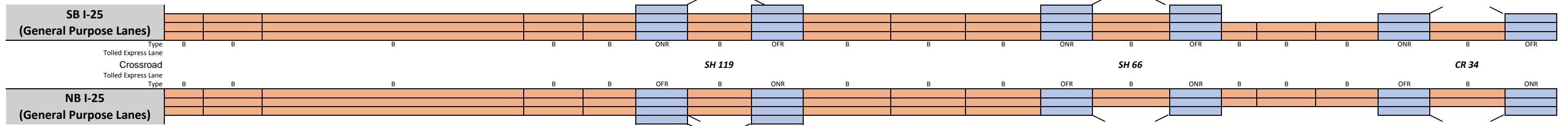


6:45 AM	C	B	B	C	C	C	C	C	C	C	B	D	D	D	D	C	C	B	C	C	C	C	B
7:00 AM	D	C	C	D	D	D	C	D	C	C	C	D	D	D	D	C	D	B	D	D	C	C	B
7:15 AM	C	C	C	C	C	D	C	C	C	C	C	D	D	D	D	C	C	C	D	D	C	C	B
7:30 AM	C	C	C	D	D	D	C	D	C	D	C	E	E	E	C	D	C	E	E	E	C	C	B
7:45 AM	C	C	C	D	D	D	D	D	C	C	C	D	D	D	D	C	C	B	D	D	C	C	B
8:00 AM	C	C	C	D	D	D	C	C	C	C	B	D	D	D	D	C	C	B	D	D	C	C	B
8:15 AM	C	C	C	C	D	E	C	D	C	D	C	E	E	E	C	D	C	D	D	D	C	C	B
8:30 AM	C	C	C	C	C	D	C	C	C	C	B	D	D	D	D	C	C	B	D	D	C	C	B

SEGMENT	29	30	31	32	33	34	35	36	37	38	39	40	41	42	43	44	45	46	47	48	49	50	51		
Segment Length (ft)	2,714	935	2,976	750	2,725	2,000	1,500	645	1,500	2,005	1,500	1,470	2,000		7,240	1,500	2,955	1,500		7,555	2,000	155	1,500	3,580	750
Number of lanes	3	3	4	3	3	3	3	4	3	3	3	3	3		3	3	3	3		3	3	3	3	3	3
Free Flow Speed (mph)	65	65	65	65	70	70	70	70	70	70	70	70	70		70	70	70	70		70	70	70	70	70	70
Segment demand (vph)	3,352	3,871	4,556	3,948	3,738	4,347	5,043	5,043	5,043	3,672	4,379	4,379	4,379		4,379	4,379	3,808	4,182		4,182	4,182	4,182	4,182	3,250	3,673
On-Ramp demand (vph)		519	685			609	696				707														423
Off-Ramp demand (vph)			608	210					1,371																932
Ramp-to-Ramp demand (vph)																									
Travel time per vehicle (min)	0.60	0.20	0.56	0.15	0.58	0.45	0.31	0.14	0.30	0.42	0.30	0.34	0.46		1.66	0.29	0.62	0.30		1.73	0.46	0.04	0.29	0.72	0.14
VMTD Veh-miles (Demand)	1,723	685	2,568	561	1,929	1,647	1,433	616	1,433	1,394	1,244	1,219	1,659		6,005	1,244	2,131	1,188		5,984	1,584	123	1,188	2,204	522
VMTV Veh-miles (Volume)	1,723	685	2,568	561	1,929	1,647	1,433	616	1,433	1,394	1,244	1,219	1,659		6,005	1,244	2,131	1,188		5,984	1,584	123	1,188	2,204	522
VHT travel (hrs)	33.30	12.73	42.80	10.02	36.20	32.27	25.81	11.41	25.23	25.41	21.64	24.57	33.43		121.02	21.16	39.41	20.57		120.52	31.91	2.47	20.45	39.27	8.86
VHD delay (hrs)	6.80	2.18	3.29	1.40	8.64	8.74	5.34	2.61	4.77	5.49	3.86	7.16	9.74		35.25	3.39	8.96	3.60		35.04	9.28	0.72	3.47	7.79	1.41
Space mean speed (mph)	52	54	60	56	53	51	56	54	57	55	57	50	50		50	59	54	58		50	50	50	58	56	59
Segment density (veh/mi/lane)	22	24	19	24	23	28	30	23	30	22	25	29	29		29	25	23	24		28	28	28	24	19	21
Segment density (pc/mi/lane)	25	28	21	27	27	32	34	26	34	25	29	33	33		33	28	26	27		32	32	32	28	22	24
Tolled Express Lane	TEL-W		TEL-ONR		GP	GP	GP	GP	GP	GP	GP	GP	GP	GP	GP	GP	GP	GP	GP	GP	GP	GP	GP	GP	GP
Space mean speed (mph)	65	65	60	64	70	51	56	54	57	55	57	50	50		50	59	54	58		50	50	50	58	56	59
Travel time per vehicle (min)	0.47	0.16	0.56	0.13	0.44	0.45	0.31	0.14	0.30	0.42	0.30	0.34	0.46		1.66	0.29	0.62	0.30		1.73	0.46	0.04	0.29	0.72	0.14
Volume (vph)	685	685	592	610	610	-	-	-	-	-	-	-	-		-	-	-	-		-	-	-	-	-	-
Level of Service (LOS)	A	A	A	A	A																				

SEGMENT	52	53	54	55	56	57	58	59	60	61	62	63	64	65	66	67	68	69	70	71	
Segment Length (ft)	400	2,000		14,995	2,000	745	750	4,315	1,500	3,500	3,000	3,240	1,500	2,995	1,500	490	2,000	2,280	1,500	2,995	1,500
Number of lanes	3	3		3	3	3	3	3	3	3	3	3	3	3	2	2	2	2	2	2	2
Free Flow Speed (mph)	70	70		70	70	70	70	70	70	70	70	70	70	70	70	70	70	70	70	70	70
Segment demand (vph)	4,639	4,639		4,639	4,639	4,639	4,639	2,871	3,748	3,748	3,748	3,748	2,878	3,278	3,278	3,278	3,278	3,278	2,562	2,720	
On-Ramp demand (vph)							1,768					870							716		
Off-Ramp demand (vph)								877							400						
Ramp-to-Ramp demand (vph)																					
Travel time per vehicle (min)	0.10	0.51		3.79	0.51	0.19	0.15	0.85	0.29	0.75	0.64	0.69	0.29	0.59	0.29	0.13	0.55	0.63	0.31	0.65	0.30
VMTD Veh-miles (Demand)	351	1,757		13,175	1,757	655	659	2,346	1,065	2,484	2,130	2,300	1,065	1,633	931	304	1,242	1,416	931	1,453	773
VMTV Veh-miles (Volume)	351	1,757		13,175	1,757	655	659	2,346	1,065	2,484	2,130	2,300	1,065	1,633	931	304	1,242	1,416	931	1,453	773
VHT travel (hrs)	7.82	39.10		293.13	39.10	14.56	11.94	40.58	18.29	46.71	40.04	43.24	18.41	28.25	15.71	7.37	30.06	34.27	17.10	27.72	13.70
VHD delay (hrs)	2.80	13.99		104.92	13.99	5.21	2.52	7.06	3.08	11.22	9.61	10.38	3.20	4.93	2.41	3.02	12.32	14.05	3.80	6.96	2.66
Space mean speed (mph)	45	45		45	45	45	55	58	58	53	53	53	58	58	59	41	41	41	54	52	56
Segment density (veh/mi/lane)	34	34		34	34	34	28	17	21	23	23	23	22	17	18	40	40	40	25	24	22
Segment density (pc/mi/lane)	40	40		40	40	40	32	19	25	27	27	27	25	19	21	46	46	46	29	28	26
Tolled Express Lane	GP	GP		GP	GP	GP	GP	GP	GP	GP	GP	GP	GP	GP	GP	GP	GP	GP	GP	GP	GP
Space mean speed (mph)	45	45		45	45	45	55	58	58	53	53	53	58	58	59	41	41	41	54	52	56
Travel time per vehicle (min)	0.10	0.51		3.79	0.51	0.19	0.15	0.85	0.29	0.75	0.64	0.69	0.29	0.59	0.29	0.13	0.55	0.63	0.31	0.65	0.30
Volume (vph)	-	-		-	-	-	-	-	-	-	-	-	-	-	-	-	-	-	-	-	-
Level of Service (LOS)																					

6:45 AM	E	E	E	E	E	C	B	C	C	C	C	B	B	B	D	D	D	C	C	B
7:00 AM	E	E	E	E	E	D	C	C	C	C	C	B	C	B	E	E	E	C	D	C
7:15 AM	E	E	E	E	E	D	C	C	D	D	D	C	C	C	F	F	F	D	D	C
7:30 AM	E	E	E	E	E	C	C	C	D	D	D	C	C	C	F	F	F	D	D	C
7:45 AM	E	E	E	E	E	D	C	C	D	D	D	C	C	C	F	F	F	D	C	C
8:00 AM	E	E	E	E	E	C	C	C	C	C	C	B	B	B	E	E	E	C	D	C
8:15 AM	D	D	D	D	D	C	B	C	C	C	C	B	B	B	D	D	D	C	C	C
8:30 AM	D	D	D	D	D	C	B	B	C	C	C	B	B	B	D	D	D	C	C	B

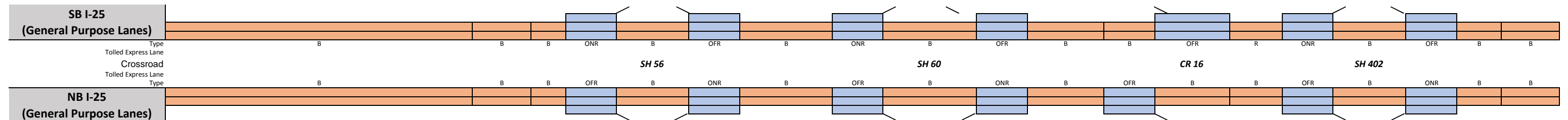


6:45 AM	C	C	C	C	C	A	B	B	C	C	C	B	D	C	E	E	E	D	D	C
7:00 AM	C	C	C	C	C	B	C	B	C	C	C	C	D	C	F	F	F	D	E	D
7:15 AM	C	C	C	C	C	B	C	B	C	C	C	C	D	C	F	F	F	D	E	D
7:30 AM	D	D	D	D	D	B	C	C	D	D	D	C	E	D	F	F	F	E	F	D
7:45 AM	C	C	C	C	C	B	B	B	C	C	C	C	D	C	F	F	F	D	E	D
8:00 AM	C	C	C	C	C	B	B	B	C	C	C	C	D	C	F	F	F	D	E	D
8:15 AM	D	D	D	D	D	B	C	B	C	C	C	C	E	D	F	F	F	D	E	D
8:30 AM	C	C	C	C	C	B	B	B	C	C	C	B	D	C	E	E	E	D	E	C

SEGMENT	52	53	54	55	56	57	58	59	60	61	62	63	64	65	66	67	68	69	70	71	
Segment Length (ft)	735	2,000		15,000	2,000	1,635	1,500	2,325	1,500	3,850	3,000	3,040	1,500	3,185	1,500	500	2,000	2,245	1,500	3,035	1,500
Number of lanes	3	3		3	3	3	3	3	3	3	3	3	3	2	2	2	2	2	2	2	2
Free Flow Speed (mph)	70	70		70	70	70	70	70	70	70	70	70	70	70	70	70	70	70	70	70	70
Segment demand (vph)	3,673	3,673		3,673	3,673	3,673	3,673	2,798	3,452	3,452	3,452	3,452	3,452	2,907	3,488	3,488	3,488	3,488	3,488	3,168	3,278
On-Ramp demand (vph)								654							581						
Off-Ramp demand (vph)							875					545								110	
Ramp-to-Ramp demand (vph)																					
Travel time per vehicle (min)	0.16	0.42		3.18	0.42	0.35	0.29	0.46	0.29	0.80	0.62	0.63	0.24	0.75	0.31	0.16	0.64	0.71	0.30	0.80	0.32
VMTD Veh-miles (Demand)	511	1,391		10,435	1,391	1,137	1,043	1,232	981	2,517	1,961	1,988	981	1,754	991	330	1,321	1,483	991	1,821	931
VMTV Veh-miles (Volume)	511	1,391		10,435	1,391	1,137	1,043	1,232	981	2,517	1,961	1,988	981	1,754	991	330	1,321	1,483	991	1,821	931
VHT travel (hrs)	9.53	25.94		194.56	25.94	21.21	17.86	21.22	16.86	45.75	35.65	36.12	14.09	36.57	18.30	9.25	36.99	41.52	17.68	42.04	17.23
VHD delay (hrs)	2.23	6.07		45.49	6.07	4.96	2.95	3.62	2.85	9.79	7.63	7.73	0.08	11.52	4.14	4.53	18.11	20.33	3.52	16.03	3.92
Space mean speed (mph)	54	54		54	54	54	58	58	58	55	55	55	70	48	54	36	36	36	36	43	54
Segment density (veh/mi/lane)	23	23		23	23	23	21	16	20	21	21	21	17	30	24	49	49	49	29	37	26
Segment density (pc/mi/lane)	26	26		26	26	26	24	18	23	24	24	24	19	35	28	56	56	56	33	42	30
Tolled Express Lane	GP	GP		GP	GP	GP	GP	GP	GP	GP	GP	GP	GP	GP	GP	GP	GP	GP	GP	GP	GP
Space mean speed (mph)	54	54		54	54	54	58	58	58	55	55	55	70	48	54	36	36	36	36	43	54
Travel time per vehicle (min)	0.16	0.42		3.18	0.42	0.35	0.29	0.46	0.29	0.80	0.62	0.63	0.24	0.75	0.31	0.16	0.64	0.71	0.30	0.80	0.32
Volume (vph)	-	-		-	-	-	-	-	-	-	-	-	-	-	-	-	-	-	-	-	-
Level of Service (LOS)																					

SEGMENT	72	73	74	75	76	77	78	79	80	81	82	83	84	85	86	87	88	89	90
Segment Length (ft)	18,155	2,000	425	1,500	3,020	1,500	4,340	1,500	3,245	1,500	5,790	3,075	750	895	1,165	2,870	750	705	2,000
Number of lanes	2	2	2	2	2	2	2	2	2	2	2	2	2	2	2	2	2	2	2
Free Flow Speed (mph)	70	70	70	70	70	70	70	70	70	70	70	70	70	70	70	70	70	70	70
Segment demand (vph)	2,720	2,724	2,724	2,724	2,463	2,930	2,930	2,930	2,488	2,674	2,674	2,674	2,891	2,891	2,891	2,391	2,903	2,903	2,903
On-Ramp demand (vph)				261				442							500				
Off-Ramp demand (vph)						467				186			217				512		
Ramp-to-Ramp demand (vph)																			
Travel time per vehicle (min)	4.08	0.45	0.10	0.31	0.64	0.31	1.03	0.31	0.69	0.30	1.28	0.68	0.15	0.18	0.24	0.60	0.15	0.17	0.47
VMTD Veh-miles (Demand)	9,353	1,032	219	774	1,409	832	2,408	832	1,529	760	2,932	1,557	411	490	638	1,300	412	388	1,100
VMTV Veh-miles (Volume)	9,353	1,032	219	774	1,409	832	2,408	832	1,529	760	2,932	1,557	411	490	638	1,300	412	388	1,100
VHT travel (hrs)	184.94	20.42	4.34	14.04	26.35	14.94	50.53	14.92	28.68	13.48	57.21	30.38	7.30	8.73	11.36	23.99	7.41	8.06	22.87
VHD delay (hrs)	51.34	5.68	1.21	2.99	6.22	3.05	16.13	3.03	6.84	2.63	15.32	8.14	1.43	1.73	2.24	5.43	1.52	2.52	7.16
Space mean speed (mph)	51	51	51	55	53	56	48	56	53	56	51	51	56	56	56	54	56	48	48
Segment density (veh/mi/lane)	27	27	27	24	23	22	31	22	23	22	26	26	23	31	21	22	24	30	30
Segment density (pc/mi/lane)	31	31	31	27	26	26	35	25	27	25	30	30	27	35	24	25	28	35	35
Tolled Express Lane	GP	GP	GP	GP	GP	GP	GP	GP	GP	GP	GP	GP	GP	GP	GP	GP	GP	GP	GP
Space mean speed (mph)	51	51	51	55	53	56	48	56	53	56	51	51	56	56	56	54	56	48	48
Travel time per vehicle (min)	4.08	0.45	0.10	0.31	0.64	0.31	1.03	0.31	0.69	0.30	1.28	0.68	0.15	0.18	0.24	0.60	0.15	0.17	0.47
Volume (vph)	-	-	-	-	-	-	-	-	-	-	-	-	-	-	-	-	-	-	-
Level of Service (LOS)																			

6:45 AM	C	C	C	C	B	C	C	C	C	C	C	C	C	C	C	B	C	C	C	C
7:00 AM	D	D	D	C	D	C	D	C	C	C	D	D	C	C	C	C	C	C	D	D
7:15 AM	D	D	D	D	D	C	E	C	D	C	D	D	C	C	C	C	C	C	D	D
7:30 AM	D	D	D	D	D	C	E	C	D	C	D	D	C	C	C	C	C	C	D	D
7:45 AM	D	D	D	C	C	C	D	C	D	C	D	D	C	C	C	C	C	D	E	E
8:00 AM	D	D	D	C	C	C	E	C	D	C	D	D	C	C	C	C	D	D	E	E
8:15 AM	C	C	C	C	C	C	D	C	C	C	C	C	C	C	C	C	C	C	D	D
8:30 AM	C	C	C	C	C	C	D	C	C	C	C	C	C	C	C	C	C	C	D	D

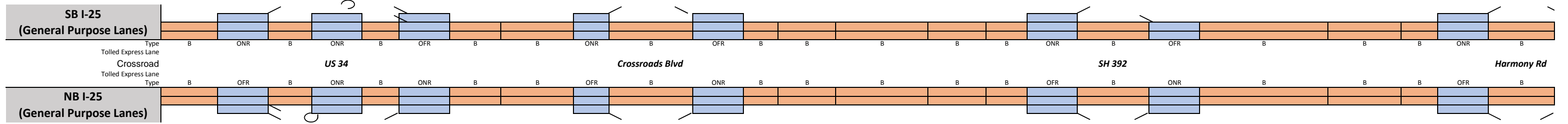


6:45 AM	D	D	D	D	D	D	E	D	E	D	F	D	F	E	E	D	D	C	E	E
7:00 AM	E	E	E	D	E	D	F	D	F	D	F	D	F	F	F	D	E	D	F	F
7:15 AM	E	E	E	D	E	D	F	E	E	F	F	F	F	F	F	D	D	D	F	F
7:30 AM	F	F	F	E	F	F	F	F	F	F	F	F	F	F	F	F	E	F	F	F
7:45 AM	E	E	E	D	F	F	F	F	F	F	F	F	F	F	F	D	D	D	F	F
8:00 AM	E	E	E	D	E	F	F	F	F	D	F	E	F	F	D	E	D	D	F	F
8:15 AM	F	F	F	D	F	F	F	F	F	F	F	F	F	F	F	F	E	D	F	F
8:30 AM	E	E	E	D	E	F	F	F	F	D	F	E	F	F	F	D	C	D	F	F

SEGMENT	72	73	74	75	76	77	78	79	80	81	82	83	84	85	86	87	88	89	90
Segment Length (ft)	18,150	2,000	500	1,500	2,890	1,500	4,225	1,500	4,255	1,500	3,160	1,500	3,095	1,610	1,500	2,930	1,500	1,095	2,000
Number of lanes	2	2	2	2	2	2	2	2	2	2	2	2	2	2	2	2	2	2	2
Free Flow Speed (mph)	70	70	70	70	70	70	70	70	70	70	70	70	70	70	70	70	70	70	70
Segment demand (vph)	3,278	3,278	3,278	3,278	3,144	3,706	3,706	3,706	3,498	3,845	3,845	3,845	3,603	3,603	3,603	2,987	3,697	3,697	3,697
On-Ramp demand (vph)						562				347							710		
Off-Ramp demand (vph)				134				208				242			616				
Ramp-to-Ramp demand (vph)																			
Travel time per vehicle (min)	5.04	0.56	0.14	0.30	0.94	0.38	1.34	0.42	1.49	0.33	1.26	0.30	0.99	0.52	0.31	0.69	0.32	0.38	0.70
VMTD Veh-miles (Demand)	11,268	1,242	310	931	1,721	1,053	2,966	1,053	2,819	1,092	2,301	1,092	2,112	1,099	1,024	1,658	1,050	767	1,400
VMTV Veh-miles (Volume)	11,268	1,242	310	931	1,721	1,052	2,940	1,041	2,748	1,067	2,248	1,067	2,064	1,074	1,000	1,618	1,030	752	1,373
VHT travel (hrs)	275.60	30.37	7.59	16.62	49.28	23.54	82.06	25.62	84.93	20.57	78.76	18.98	58.13	30.24	18.05	33.73	19.61	23.25	42.46
VHD delay (hrs)	114.62	12.63	3.16	3.32	24.70	8.52	40.06	10.75	45.68	5.32	46.64	3.73	28.64	14.90	3.76	10.61	4.89	12.51	22.84
Space mean speed (mph)	41	41	41	56	35	45	36	41	32	52	29	56	36	36	55	48	53	32	32
Segment density (veh/mi/lane)	40	40	40	29	45	38	51	45	53	29	66	31	50	50	29	30	28	56	56
Segment density (pc/mi/lane)	46	46	46	34	52	44	59	51	61	33	76	36	57	57	34	35	32	64	64
Tolled Express Lane	GP	GP	GP	GP	GP	GP	GP	GP	GP	GP	GP	GP	GP	GP	GP	GP	GP	GP	GP
Space mean speed (mph)	41	41	41	56	35	45	36	41	32	52	29	56	36	36	55	48	53	32	32
Travel time per vehicle (min)	5.04	0.56	0.14	0.30	0.94	0.38	1.34	0.42	1.49	0.33	1.26	0.30	0.99	0.52	0.31	0.69	0.32	0.38	0.70
Volume (vph)	-	-	-	-	-	-	-	-	-	-	-	-	-	-	-	-	-	-	-
Level of Service (LOS)																			

SEGMENT	91	92	93	94	95	96	97	98	99	100	101	102	103	104	105	106	107	108	109	110	111	112	113	114	
Segment Length (ft)	2,640	1,500	405	755	1,250	1,500	1,435	3,000	1,500	3,480	1,500	700	2,000	4,255	2,000	460	1,500	3,240	1,500	6,730	3,000	455	1,500	3,025	
Number of lanes	2	2	2	2	2	2	2	2	2	2	2	2	2	2	2	2	2	2	2	2	2	2	2	2	
Free Flow Speed (mph)	70	70	70	70	70	70	70	70	70	70	70	70	70	70	70	70	70	70	70	70	70	70	70	70	
Segment demand (vph)	2,903	2,903	2,561	2,561	2,080	2,866	2,866	2,866	2,866	2,206	2,941	2,941	2,941	2,941	2,949	2,949	2,949	2,333	2,880	2,880	2,880	2,880	2,880	1,870	
On-Ramp demand (vph)		342		481						660							616							1,010	
Off-Ramp demand (vph)						786						735							547						
Ramp-to-Ramp demand (vph)																									
Travel time per vehicle (min)	0.62	0.30	0.09	0.15	0.25	0.31	0.34	0.70	0.31	0.71	0.31	0.17	0.49	1.04	0.46	0.11	0.30	0.66	0.31		1.51	0.67	0.10	0.30	0.58
VMTD Veh-miles (Demand)	1,452	825	196	366	492	814	779	1,628	814	1,454	836	390	1,114	2,370	1,117	257	838	1,432	818	3,671	1,636	248	818	1,071	
VMTV Veh-miles (Volume)	1,452	825	196	366	492	814	779	1,628	814	1,454	836	390	1,114	2,370	1,117	257	838	1,432	818	3,671	1,636	248	818	1,071	
VHT travel (hrs)	30.19	14.73	3.75	6.60	8.70	14.80	16.07	33.59	14.66	26.07	15.16	8.37	23.91	50.86	22.54	5.18	14.95	25.49	14.73	72.33	32.24	4.89	14.48	18.20	
VHD delay (hrs)	9.45	2.95	0.94	1.36	1.66	3.16	4.94	10.33	3.03	5.30	3.23	2.80	7.99	17.00	6.58	1.51	2.98	5.04	3.04	19.89	8.87	1.34	2.79	2.90	
Space mean speed (mph)	48	56	52	56	57	55	48	48	56	56	55	47	47	47	50	50	56	56	56	51	51	51	56	59	
Segment density (veh/mi/lane)	30	21	24	20	18	18	30	30	22	20	23	32	32	32	30	30	21	21	27	28	28	28	20	16	
Segment density (pc/mi/lane)	35	24	28	23	21	20	34	34	26	23	27	36	36	36	33	33	24	23	30	32	32	32	22	18	
Tolled Express Lane	GP	GP	GP	GP	GP	GP	GP	GP	GP	GP	GP	GP	GP	GP	GP	GP	GP	GP	GP	GP	GP	GP	GP	GP	
Space mean speed (mph)	48	56	52	56	57	55	48	48	56	56	55	47	47	47	50	50	56	56	56	51	51	51	56	59	
Travel time per vehicle (min)	0.62	0.30	0.09	0.15	0.25	0.31	0.34	0.70	0.31	0.71	0.31	0.17	0.49	1.04	0.46	0.11	0.30	0.66	0.31		1.51	0.67	0.10	0.30	0.58
Volume (vph)	-	-	-	-	-	-	-	-	-	-	-	-	-	-	-	-	-	-	-	-	-	-	-	-	
Level of Service (LOS)																									

6:45 AM	C	B	C	B	B	B	C	C	C	B	C	D	D	D	D	D	C	C	C	C	C	C	B	B
7:00 AM	D	C	C	C	C	B	D	D	C	C	C	D	D	D	D	C	C	C	C	C	C	C	C	B
7:15 AM	D	C	C	C	C	B	D	D	C	C	C	D	D	D	C	C	C	C	C	C	C	D	D	B
7:30 AM	D	C	D	C	C	C	E	E	C	C	C	E	E	E	E	E	C	C	C	D	D	D	C	B
7:45 AM	E	C	D	C	C	C	D	D	C	C	D	E	E	E	E	E	C	C	C	D	E	E	E	C
8:00 AM	E	C	D	C	C	C	E	E	C	C	C	E	E	E	E	D	D	C	C	D	D	D	C	C
8:15 AM	D	C	C	C	B	B	D	D	C	C	C	D	D	D	D	D	C	C	C	D	D	D	C	B
8:30 AM	D	C	C	C	C	B	D	D	C	C	C	D	D	D	D	D	C	C	C	D	D	D	C	C

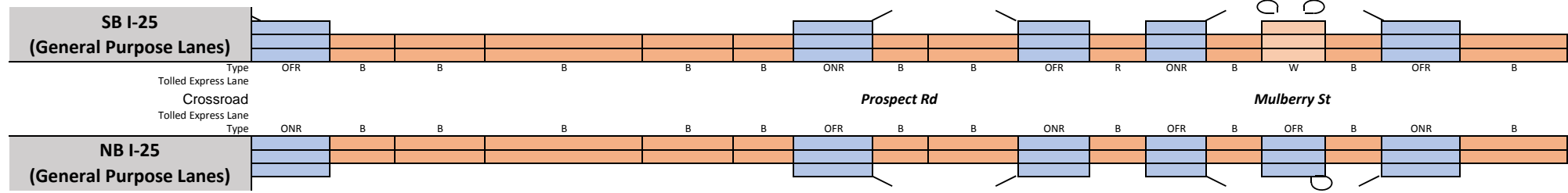


6:45 AM	E	C	C	C	D	D	F	F	D	C	C	E	E	E	E	E	C	C	C	E	E	E	C	C
7:00 AM	F	D	D	C	E	D	F	F	D	D	D	F	F	F	F	F	D	D	D	F	F	F	D	C
7:15 AM	F	D	D	D	F	F	F	F	F	D	C	F	F	F	F	F	D	D	D	F	F	F	D	C
7:30 AM	F	F	F	F	F	F	F	F	F	D	F	F	F	F	F	F	F	F	F	F	F	F	F	D
7:45 AM	E	F	F	F	F	D	F	F	E	C	D	F	F	F	F	F	E	E	D	F	F	F	D	D
8:00 AM	F	E	F	F	F	D	F	F	E	D	D	F	F	F	F	F	D	D	D	F	F	F	D	C
8:15 AM	F	D	F	F	F	F	F	F	F	D	D	F	F	F	F	F	D	E	D	F	F	F	D	D
8:30 AM	F	D	F	F	F	D	F	F	E	D	D	F	F	F	F	F	D	D	D	F	F	F	D	C

SEGMENT	91	92	93	94	95	96	97	98	99	100	101	102	103	104	105	106	107	108	109	110	111	112	113	114	
Segment Length (ft)	1,925	1,500	1,050	1,500	600	1,500	1,545	3,000	540	3,680	1,500	500	2,000	4,255	2,000	900	1,500	2,900	1,500	6,630	3,000	600	1,500	2,565	
Number of lanes	2	2	2	2	2	2	2	2	2	2	2	2	2	2	2	2	2	2	2	2	2	2	2	2	
Free Flow Speed (mph)	70	70	70	70	70	70	70	70	70	70	70	70	70	70	70	70	70	70	70	70	70	70	70	70	
Segment demand (vph)	3,697	3,697	2,826	3,250	3,250	3,862	3,862	3,862	3,862	2,891	3,615	3,615	3,615	3,615	3,615	3,615	3,615	2,906	3,566	3,566	3,566	3,566	3,566	2,435	
On-Ramp demand (vph)				424		612						724													
Off-Ramp demand (vph)		871							971								709							1,131	
Ramp-to-Ramp demand (vph)																									
Travel time per vehicle (min)	0.62	0.35	0.50	0.62	0.29	0.33	0.62	1.19	0.11	0.79	0.32	0.17	0.66	1.51	0.71	0.32	0.31	0.69	0.32		2.26	1.02	0.20	0.31	0.54
VMTD Veh-miles (Demand)	1,348	1,050	562	923	369	1,097	1,130	2,194	395	2,015	1,027	342	1,369	2,913	1,369	616	1,027	1,596	1,013	4,478	2,026	405	1,013	1,183	
VMTV Veh-miles (Volume)	1,322	1,030	548	896	357	1,067	1,099	2,134	384	1,959	1,004	335	1,339	2,913	1,369	616	1,027	1,596	1,013	4,478	2,026	405	1,013	1,183	
VHT travel (hrs)	37.25	21.44	23.10	32.44	14.98	20.46	38.51	74.77	7.03	37.14	18.63	9.73	38.90	91.24	42.88	19.30	18.61	33.25	19.02	134.40	60.81	12.16	18.66	22.06	
VHD delay (hrs)	18.36	6.72	15.27	19.63	9.87	5.22	22.80	44.28	1.54	9.15	4.28	4.94	19.78	49.62	23.32	10.50	3.93	10.45	4.54	70.43	31.87	6.37	4.19	5.16	
Space mean speed (mph)	35	48	24	28	24	52	29	29	55	53	54	34	34	32	32	32	55	48	53	33	33	33	54	54	
Segment density (veh/mi/lane)	51	36	58	57	66	28	66	66	31	27	25	51	51	57	57	57	29	30	26	54	54	54	28	23	
Segment density (pc/mi/lane)	59	41	67	66	76	32	76	76	35	31	28	59	59	65	65	65	34	35	30	62	62	62	33	26	
Tolled Express Lane	GP	GP	GP	GP	GP	GP	GP	GP	GP	GP	GP	GP	GP	GP	GP	GP	GP	GP	GP	GP	GP	GP	GP	GP	
Space mean speed (mph)	35	48	24	28	24	52	29	29	55	53	54	34	34	32	32	32	55	48	53	33	33	33	54	54	
Travel time per vehicle (min)	0.62	0.35	0.50	0.62	0.29	0.33	0.62	1.19	0.11	0.79	0.32	0.17	0.66	1.51	0.71	0.32	0.31	0.69	0.32		2.26	1.02	0.20	0.31	0.54
Volume (vph)	-	-	-	-	-	-	-	-	-	-	-	-	-	-	-	-	-	-	-	-	-	-	-	-	
Level of Service (LOS)																									

SEGMENT	115	116	117	118	119	120	121	122	123	124	125	126	127	128	129	130	131	
Segment Length (ft)	1,500	500	2,000	4,840	2,000	500	1,500	535	2,000	775	715	1,160	700	420	750	1,500	2,700	276,955
Number of lanes	2	2	2	2	2	2	2	2	2	2	2	2	2	3	2	2	2	
Free Flow Speed (mph)	70	70	70	70	70	70	70	70	70	70	70	70	70	70	70	70	70	
Segment demand (vph)	2,812	2,812	2,812	2,812	2,812	2,812	2,812	1,975	1,975	2,274	2,274	2,274	1,888	1,918	1,287	1,510	1,510	
On-Ramp demand (vph)							837					386		631				
Off-Ramp demand (vph)	942									299				30		223		
Ramp-to-Ramp demand (vph)																		
Travel time per vehicle (min)	0.31	0.11	0.44	1.07	0.44	0.11	0.31	0.10	0.39	0.16	0.14	0.23	0.14	0.09	0.14	0.30	0.51	68.32
VMTD Veh-miles (Demand)	799	266	1,065	2,578	1,065	266	799	200	748	334	308	500	250	153	183	429	772	207,106
VMTV Veh-miles (Volume)	799	266	1,065	2,578	1,065	266	799	200	748	334	308	500	250	153	183	429	772	198,381
VHT travel (hrs)	14.61	5.20	20.82	50.38	20.82	5.20	14.39	3.43	12.82	5.95	5.49	8.70	4.25	2.84	3.03	7.62	12.95	4,512.44
VHD delay (hrs)	3.20	1.40	5.60	13.55	5.60	1.40	2.98	0.57	2.14	1.18	1.09	1.57	0.68	0.66	0.42	1.50	1.92	2,426.66
Space mean speed (mph)	55	51	51	51	51	51	56	58	58	56	56	57	59	54	60	56	60	44
Segment density (veh/mi/lane)	22	27	27	27	27	27	23	17	17	17	16	16	16	12	11	13	13	33
Segment density (pc/mi/lane)	24	31	31	31	31	31	25	19	19	19	17	18	18	13	12	14	15	38
Tolled Express Lane	GP	GP	GP	GP	GP	GP	GP	GP	GP	GP	GP	GP	GP	GP	GP	GP	GP	TEL
Space mean speed (mph)	55	51	51	51	51	51	56	58	58	56	56	57	59	54	60	56	60	58
Travel time per vehicle (min)	0.31	0.11	0.44	1.07	0.44	0.11	0.31	0.10	0.39	0.16	0.14	0.23	0.14	0.09	0.14	0.30	0.51	63.29
Volume (vph)	-	-	-	-	-	-	-	-	-	-	-	-	-	-	-	-	-	5.03
Level of Service (LOS)																		

6:45 AM	B	C	C	C	C	C	B	B	B	B	B	B	B	A	A	B	A
7:00 AM	B	C	C	C	C	C	C	B	B	B	B	B	B	A	A	B	B
7:15 AM	C	C	C	C	C	C	C	B	B	B	B	B	B	A	A	B	B
7:30 AM	C	D	D	D	D	D	C	B	B	B	B	B	B	B	B	B	B
7:45 AM	C	E	E	E	E	E	D	C	C	C	B	B	B	C	B	B	B
8:00 AM	C	D	D	D	D	D	C	C	C	C	C	C	B	B	B	B	B
8:15 AM	C	D	D	D	D	D	C	C	C	C	B	B	B	B	B	B	B
8:30 AM	C	D	D	D	D	D	C	C	C	C	B	B	B	C	B	B	B

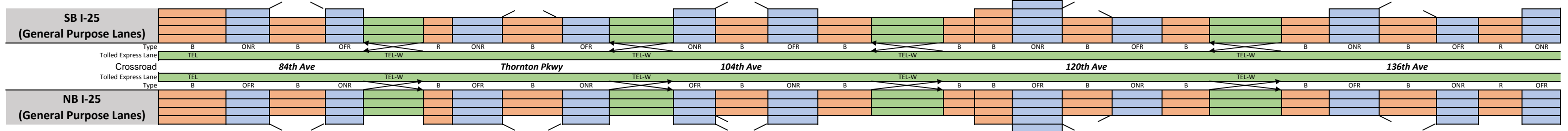


6:45 AM	B	C	C	C	C	C	A	B	B	B	B	B	B	A	A	A	A
7:00 AM	C	D	D	D	D	D	B	B	B	B	C	B	B	A	A	A	B
7:15 AM	C	D	D	D	D	D	B	B	B	B	C	B	B	A	A	A	A
7:30 AM	C	E	E	E	E	E	B	C	C	C	B	D	C	C	B	B	B
7:45 AM	C	E	E	E	E	E	B	C	C	C	B	D	C	C	B	B	B
8:00 AM	C	D	D	D	D	D	B	C	C	C	B	C	C	B	B	A	A
8:15 AM	C	E	E	E	E	E	B	C	C	C	B	C	C	C	B	B	B
8:30 AM	C	D	D	D	D	D	B	B	B	B	C	B	B	B	B	A	B

SEGMENT	115	116	117	118	119	120	121	122	123	124	125	126	127	128	129	130	131	
Segment Length (ft)	1,500	900	2,000	4,840	2,000	740	1,500	525	2,000	1,165	570	750	510	840	550	1,500	2,700	277,130
Number of lanes	2	2	2	2	2	2	2	2	2	2	2	2	2	2	2	2	2	
Free Flow Speed (mph)	70	70	70	70	70	70	70	70	70	70	70	70	70	70	70	70	70	
Segment demand (vph)	2,896	2,896	2,896	2,896	2,896	2,896	2,896	1,971	1,971	2,292	2,292	2,292	1,798	1,798	1,230	1,406	1,406	
On-Ramp demand (vph)	461									321						176		
Off-Ramp demand (vph)							925					494		568				
Ramp-to-Ramp demand (vph)																		
Travel time per vehicle (min)	0.31	0.21	0.48	1.16	0.48	0.18	0.31	0.10	0.40	0.23	0.12	0.15	0.10	0.19	0.10	0.29	0.51	69.46
VMTD Veh-miles (Demand)	823	494	1,097	2,655	1,097	406	823	196	747	506	247	326	174	286	128	399	719	191,965
VMTV Veh-miles (Volume)	823	494	1,097	2,655	1,097	406	823	196	747	506	247	326	174	286	128	399	719	191,207
VHT travel (hrs)	14.76	10.37	23.05	55.79	23.05	8.53	15.03	3.42	13.04	8.78	4.53	5.85	2.99	5.66	2.11	6.86	11.98	4,207.98
VHD delay (hrs)	3.00	3.32	7.38	17.86	7.38	2.73	3.28	0.62	2.37	1.55	0.99	1.20	0.51	1.57	0.28	1.15	1.71	1,399.00
Space mean speed (mph)	56	48	48	48	48	48	55	57	57	58	55	56	58	51	61	58	60	45
Segment density (veh/mi/lane)	22	30	30	30	30	30	14	17	17	15	21	19	15	13	10	9	12	31
Segment density (pc/mi/lane)	25	35	35	35	35	35	16	20	20	17	24	22	18	14	12	10	13	36
Tolled Express Lane	GP	GP	GP	GP	GP	GP	GP	GP	GP	GP	GP	GP	GP	GP	GP	GP	GP	TEL
Space mean speed (mph)	56	48	48	48	48	48	55	57	57	58	55	56	58	51	61	58	60	59
Travel time per vehicle (min)	0.31	0.21	0.48	1.16	0.48	0.18	0.31	0.10	0.40	0.23	0.12	0.15	0.10	0.19	0.10	0.29	0.51	66.02
Volume (vph)	-	-	-	-	-	-	-	-	-	-	-	-	-	-	-	-	-	3.44
Level of Service (LOS)																		

SEGMENT	1	2	3	4	5	6	7	8	9	10	11	12	13	14	15	16	17	18	19	20	21	22	23	24	25	26	27	28	
Segment Length (ft)	2,700	1,500	1,865	1,100	2,530	715	750	1,835	750	2,900	1,045	1,735	1,010	2,190	3,100	95	800	1,500	1,575	1,500	1,400	3,000	1,315	1,500	2,095	750	1,390	750	
Number of lanes	4	4	3	3	4	3	3	3	3	4	3	3	3	3	4	3	4	3	3	3	3	4	3	3	3	3	3	3	
Free Flow Speed (mph)	60	60	60	60	60	60	60	60	60	60	60	60	60	60	60	60	60	60	65	65	65	65	65	65	65	65	65	65	
Segment demand (vph)	7,519	7,519	5,986	6,633	8,349	6,653	6,653	5,480	6,460	8,156	6,561	5,074	6,041	6,041	7,636	6,180	6,180	6,180	4,998	6,267	6,267	7,724	6,363	6,363	5,112	5,802	5,802	5,802	
On-Ramp demand (vph)		1,533			1,696		1,173			1,595	1,487				1,456			1,182				1,361		1,251				1,079	
Off-Ramp demand (vph)				647	1,716				980	1,696			967		1,595						1,269		1,457			690			
Ramp-to-Ramp demand (vph)																													
Travel time per vehicle (min)	0.80	0.29	0.57	0.24	0.88	0.18	0.17	0.62	0.18	1.15	0.26	0.60	0.24	0.73	0.77	0.04	0.21	0.35	0.37	0.32	0.56	1.01	0.52	0.33	0.83	0.16	0.31	0.17	
VMTD Veh-miles (Demand)	3,845	2,136	2,114	1,382	4,001	901	945	1,905	918	4,480	1,299	1,667	1,156	2,506	4,483	111	936	1,756	1,491	1,780	1,662	4,389	1,585	1,808	2,028	824	1,527	824	
VMTV Veh-miles (Volume)	3,235	1,797	1,693	1,102	3,192	721	756	1,539	754	3,686	1,056	1,450	1,016	2,205	3,958	96	808	1,516	1,282	1,549	1,446	3,826	1,356	1,547	1,800	736	1,368	739	
VHT travel (hrs)	84.79	30.71	45.31	21.47	98.19	15.96	15.09	45.47	16.04	128.49	23.19	44.32	21.20	64.89	86.29	3.12	18.34	30.77	26.77	28.63	50.69	112.84	47.31	30.26	63.15	13.95	26.53	14.43	
VHD delay (hrs)	30.88	0.76	17.09	3.11	305.94	3.94	267.92	19.82	3.48	133.39	401.16	20.16	4.27	28.14	28.50	1.52	4.87	80.18	7.04	4.80	28.45	72.59	26.44	374.29	35.45	2.62	5.48	3.06	
Space mean speed (mph)	38	59	37	51	33	45	50	34	47	29	46	33	48	34	46	31	44	49	48	54	29	34	29	51	29	53	52	51	
Segment density (veh/mi/lane)	41	27	43	34	51	39	35	44	38	58	39	45	37	52	36	58	30	36	30	34	64	50	63	36	53	33	34	34	
Segment density (pc/mi/lane)	48	31	50	40	59	46	41	51	44	68	45	52	43	61	42	67	35	42	35	39	74	58	74	41	62	38	39	39	
Tolled Express Lane	TEL				TEL-W					TEL-W					TEL-W						TEL-W								
Space mean speed (mph)	38	60	60	55	33	60	60	60	51	29	60	60	60	60	46	60	60	60	65	65	62	34	65	65	65	65	65	65	
Travel time per vehicle (min)	0.80	0.28	0.35	0.23	0.88	0.14	0.14	0.35	0.17	1.15	0.20	0.33	0.19	0.42	0.77	0.02	0.15	0.28	0.28	0.26	0.26	1.01	0.23	0.26	0.37	0.13	0.24	0.13	
Volume (vph)	1,715	1,715	1,715	1,715	1,416	1,697	1,697	1,697	1,697	1,457	1,596	1,596	1,596	1,596	1,335	1,457	1,457	1,457	1,457	1,457	1,457	1,235	1,363	1,363	1,363	1,363	1,363	1,363	
Level of Service (LOS)	E	D	D	D	E	D	D	D	D	F	D	D	D	D	D	C	C	C	C	C	C	E	C	C	C	C	C	C	

6:45 AM	F	D	F	F	F	F	F	E	E	F	D	D	D	F	F	F	D	C	D	F	F	F	F	F	F	E	E	E	D
7:00 AM	F	F	F	F	F	F	F	F	F	F	F	E	F	F	F	F	E	F	E	F	F	F	F	F	F	F	F	F	F
7:15 AM	F	D	F	F	F	F	F	D	F	F	F	E	F	F	D	F	E	F	E	F	F	F	F	F	F	F	E	E	D
7:30 AM	F	F	F	F	F	F	F	F	F	F	F	D	F	F	F	F	E	F	E	F	F	F	F	F	F	F	F	F	F
7:45 AM	F	F	F	F	F	F	F	F	F	F	F	F	F	F	F	F	E	F	E	F	F	F	F	F	F	F	F	F	F
8:00 AM	E	F	F	F	F	F	F	F	F	F	F	F	F	F	F	F	E	F	D	F	F	F	F	F	F	F	F	F	F
8:15 AM	E	F	F	F	F	F	F	F	F	F	F	F	F	F	F	F	E	F	E	F	F	F	F	F	F	F	F	F	F
8:30 AM	E	D	F	F	F	F	F	F	F	F	F	F	F	F	F	F	E	F	F	F	F	F	F	F	F	F	F	F	F

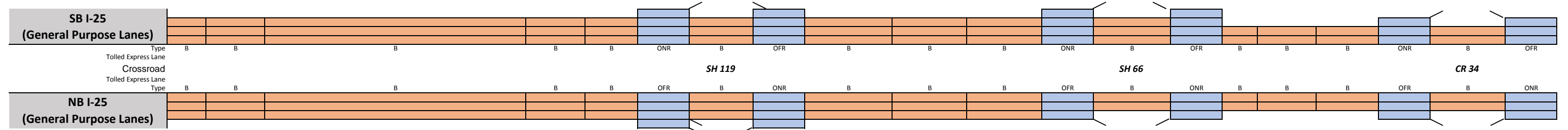


6:45 AM	C	B	C	C	C	B	B	C	C	C	B	C	C	D	C	D	C	B	C	C	D	D	E	D	D	C	D	D
7:00 AM	D	C	D	C	D	C	B	D	C	D	C	D	D	F	D	F	D	B	D	D	F	E	F	E	D	C	D	D
7:15 AM	C	C	C	C	D	C	B	C	C	D	B	D	C	E	C	E	C	B	C	D	E	D	E	D	D	C	D	D
7:30 AM	D	C	D	D	D	C	B	D	C	D	C	D	D	F	D	F	D	B	D	D	F	E	F	E	D	C	D	D
7:45 AM	D	C	E	D	E	D	B	D	D	E	C	D	D	F	D	F	D	B	D	D	F	E	F	E	D	D	D	D
8:00 AM	D	D	E	D	E	D	C	E	D	E	C	E	D	F	D	F	D	B	D	D	F	E	F	E	E	D	D	D
8:15 AM	D	C	E	D	E	D	B	E	D	E	C	E	D	F	D	F	D	B	D	D	F	E	F	E	D	C	D	D
8:30 AM	D	C	E	D	E	D	C	E	D	E	C	E	D	F	D	F	D	B	D	D	F	E	F	E	E	D	D	D

SEGMENT	1	2	3	4	5	6	7	8	9	10	11	12	13	14	15	16	17	18	19	20	21	22	23	24	25	26	27	28	
Segment Length (ft)	2,700	1,100	1,875	750	2,200	170	1,500	2,180	1,350	2,450	995	1,700	1,500	1,765	3,000	310	715	1,500	1,525	1,500	1,400	3,000	1,380	1,500	2,040	1,015	1,070	745	
Number of lanes	4	4	3	3	4	4	3	3	3	4	3	3	3	3	4	3	4	3	3	3	3	4	3	3	3	3	3	3	
Free Flow Speed (mph)	60	60	60	60	60	60	60	60	60	60	60	60	60	60	60	60	60	60	65	65	65	65	65	65	65	65	65	65	
Segment demand (vph)	4,797	4,797	3,911	4,505	5,619	4,433	4,433	3,802	4,522	5,708	4,493	3,911	4,767	4,767	5,981	4,815	4,815	4,815	3,828	4,842	4,842	6,010	5,014	5,014	4,028	4,621	4,621	4,621	
On-Ramp demand (vph)				594	1,114				720	1,186			856		1,214					1,014		1,168			593				
Off-Ramp demand (vph)		886			1,186		631			1,215	582				1,166			987				996		986				1,071	
Ramp-to-Ramp demand (vph)																													
Travel time per vehicle (min)	0.66	0.21	0.48	0.17	0.55	0.04	0.33	0.55	0.31	0.62	0.22	0.43	0.35	0.52	0.62	0.09	0.17	0.33	0.35	0.33	0.40	0.73	0.42	0.31	0.49	0.22	0.23	0.16	
VMTD Veh-miles (Demand)	2,453	999	1,389	640	2,341	143	1,259	1,570	1,156	2,649	847	1,259	1,354	1,594	3,398	283	652	1,368	1,106	1,376	1,284	3,415	1,310	1,424	1,556	888	936	652	
VMTV Veh-miles (Volume)	2,453	999	1,389	640	2,341	143	1,259	1,570	1,156	2,649	847	1,259	1,354	1,594	3,398	283	652	1,368	1,106	1,376	1,284	3,415	1,310	1,424	1,556	888	936	652	
VHT travel (hrs)	52.68	16.83	31.26	13.04	51.89	2.98	24.37	34.63	23.41	58.59	16.37	28.00	27.56	40.96	61.79	7.36	13.92	26.69	22.65	26.42	32.20	73.26	34.82	26.13	32.84	16.91	17.83	12.03	
VHD delay (hrs)	11.80	0.17	8.11	2.37	12.87	0.60	3.38	8.47	4.14	14.45	2.26	7.02	4.99	14.40	5.15	2.64	3.05	3.90	5.64	5.25	12.45	20.72	14.66	4.22	8.89	3.24	3.42	2.00	
Space mean speed (mph)	47	59	44	49	45	48	52	45	49	45	52	45	49	39	55	38	47	51	49	52	40	47	38	55	47	53	53	54	
Segment density (veh/mi/lane)	26	20	29	31	30	23	29	28	31	31	29	29	32	41	27	42	26	31	26	31	40	32	44	31	28	29	29	28	
Segment density (pc/mi/lane)	30	23	34	35	35	27	33	32	35	33	33	33	37	47	31	48	30	36	30	36	47	36	51	35	33	34	34	33	
Tolled Express Lane	TEL				TEL-W					TEL-W					TEL-W						TEL-W								
Space mean speed (mph)	47	58	60	60	45	49	59	60	60	45	57	60	60	60	55	57	59	60	65	65	65	47	63	65	65	65	65	65	
Travel time per vehicle (min)	0.66	0.22	0.36	0.14	0.55	0.04	0.29	0.41	0.26	0.62	0.20	0.32	0.28	0.33	0.62	0.06	0.14	0.28	0.27	0.26	0.24	0.73	0.25	0.26	0.36	0.18	0.19	0.13	
Volume (vph)	1,114	1,1																											

SEGMENT	52	53	54	55	56	57	58	59	60	61	62	63	64	65	66	67	68	69	70	71	
Segment Length (ft)	400	2,000		14,995	2,000	745	750	4,315	1,500	3,500	3,000	3,240	1,500	2,995	1,500	490	2,000	2,280	1,500	2,995	1,500
Number of lanes	3	3		3	3	3	3	3	3	3	3	3	3	3	3	2	2	2	2	2	2
Free Flow Speed (mph)	70	70		70	70	70	70	70	70	70	70	70	70	70	70	70	70	70	70	70	70
Segment demand (vph)	5,271	5,271		5,271	5,271	5,271	5,271	3,328	4,293	4,293	4,293	4,293	4,293	3,284	3,798	3,798	3,798	3,798	3,798	2,925	3,177
On-Ramp demand (vph)							1,943					1,009							873		
Off-Ramp demand (vph)								965							514						252
Ramp-to-Ramp demand (vph)																					
Travel time per vehicle (min)	0.16	0.78		3.74	0.63	0.23	0.16	0.88	0.29	0.81	0.69	0.75	0.30	0.61	0.29	0.20	0.80	0.91	0.33	1.38	0.31
VMTD Veh-miles (Demand)	399	1,997		14,969	1,997	744	749	2,720	1,220	2,846	2,439	2,634	1,220	1,863	1,079	352	1,439	1,640	1,079	1,659	903
VMTV Veh-miles (Volume)	385	1,926		14,543	1,986	740	745	2,697	1,209	2,822	2,419	2,612	1,209	1,843	1,067	349	1,423	1,622	1,067	1,636	903
VHT travel (hrs)	13.36	65.92		319.46	55.10	20.52	14.16	48.24	20.83	57.45	49.24	53.18	21.21	32.80	18.08	12.21	49.85	56.83	20.58	66.33	16.29
VHD delay (hrs)	7.86	38.40		111.70	26.73	9.96	3.53	9.71	3.55	17.13	14.68	15.86	3.93	6.48	2.84	7.23	29.52	33.65	12.51	42.97	3.39
Space mean speed (mph)	29	29		46	36	36	53	56	58	49	49	49	57	56	59	29	29	29	29	52	25
Segment density (veh/mi/lane)	59	58		37	48	48	33	20	24	29	29	29	25	19	21	66	66	66	29	58	28
Segment density (pc/mi/lane)	68	67		43	56	56	38	23	28	33	33	33	29	22	24	76	76	76	33	67	32
Tolled Express Lane	GP	GP		GP	GP	GP	GP	GP	GP	GP	GP	GP	GP	GP	GP	GP	GP	GP	GP	GP	GP
Space mean speed (mph)	29	29		46	36	36	53	56	58	49	49	49	57	56	59	29	29	29	29	52	25
Travel time per vehicle (min)	0.16	0.78		3.74	0.63	0.23	0.16	0.88	0.29	0.81	0.69	0.75	0.30	0.61	0.29	0.20	0.80	0.91	0.33	1.38	0.31
Volume (vph)	-	-		-	-	-	-	-	-	-	-	-	-	-	-	-	-	-	-	-	-
Level of Service (LOS)																					

6:45 AM	E	E		E	E	E	D	C	C	D	D	D	C	B	B	E	E	E	E	C	C	C
7:00 AM	F	F		F	F	F	D	C	C	D	D	D	C	C	C	F	F	F	F	D	E	D
7:15 AM	F	F		F	F	F	D	C	C	D	D	D	C	C	C	F	F	F	F	F	F	D
7:30 AM	F	F		F	F	F	D	C	C	D	D	D	C	C	C	F	F	F	F	F	F	E
7:45 AM	F	F		F	F	F	D	C	C	D	D	D	C	C	C	F	F	F	F	D	F	C
8:00 AM	F	F		F	F	F	D	C	C	D	D	D	C	C	C	F	F	F	F	D	F	D
8:15 AM	F	F		E	E	E	D	C	C	D	D	D	C	C	C	F	F	F	F	D	D	C
8:30 AM	F	F		D	E	E	C	B	C	C	C	C	B	B	B	E	E	E	E	C	C	C

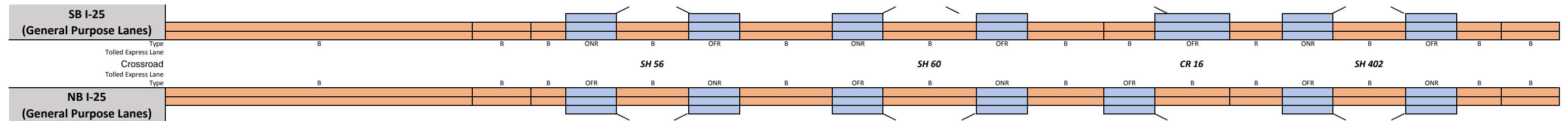


6:45 AM	D	D		D	D	D	B	C	C	D	D	D	C	E	D	F	F	F	F	E	F	D
7:00 AM	D	D		D	D	D	B	C	C	D	D	D	C	F	F	F	F	F	F	F	F	F
7:15 AM	D	D		D	D	D	B	C	C	D	D	D	C	F	F	F	F	F	F	F	F	F
7:30 AM	E	E		E	E	E	B	C	C	D	D	D	F	F	F	F	F	F	F	F	F	F
7:45 AM	E	E		E	E	E	B	C	C	D	D	D	F	F	F	F	F	F	F	F	F	F
8:00 AM	D	D		D	D	D	B	C	C	D	D	D	F	F	F	F	F	F	F	F	F	D
8:15 AM	D	D		D	D	D	B	C	C	F	F	F	F	F	F	F	F	F	F	F	F	F
8:30 AM	D	D		D	D	D	B	C	C	F	F	F	F	F	F	F	F	F	F	F	F	D

SEGMENT	52	53	54	55	56	57	58	59	60	61	62	63	64	65	66	67	68	69	70	71	
Segment Length (ft)	735	2,000		15,000	2,000	1,635	1,500	2,325	1,500	3,850	3,000	3,040	1,500	3,185	1,500	500	2,000	2,245	1,500	3,035	1,500
Number of lanes	3	3		3	3	3	3	3	3	3	3	3	3	2	2	2	2	2	2	2	2
Free Flow Speed (mph)	70	70		70	70	70	70	70	70	70	70	70	70	70	70	70	70	70	70	70	70
Segment demand (vph)	4,388	4,388		4,388	4,388	4,388	4,388	3,412	4,117	4,117	4,117	4,117	4,117	3,502	4,061	4,061	4,061	4,061	4,061	3,744	3,899
On-Ramp demand (vph)									705						559						155
Off-Ramp demand (vph)							976					615									317
Ramp-to-Ramp demand (vph)																					
Travel time per vehicle (min)	0.18	0.48		3.58	0.48	0.39	0.29	0.48	0.30	0.86	1.30	1.87	1.16	1.62	0.32	0.20	0.80	0.89	0.30	0.93	0.33
VMTD Veh-miles (Demand)	611	1,662		12,466	1,662	1,359	1,247	1,502	1,170	3,002	2,339	2,370	1,170	2,112	1,154	385	1,538	1,727	1,154	2,152	1,108
VMTV Veh-miles (Volume)	611	1,662		12,466	1,662	1,359	1,247	1,502	1,170	2,983	2,255	2,209	1,071	1,929	1,067	356	1,423	1,597	1,067	1,993	1,029
VHT travel (hrs)	12.82	34.88		261.61	34.88	28.52	21.47	27.19	20.40	58.91	85.77	119.57	73.09	86.11	20.28	12.46	49.85	55.95	19.02	53.89	19.63
VHD delay (hrs)	4.09	11.14		83.52	11.14	9.10	3.66	5.73	3.69	16.29	53.56	88.01	57.78	58.56	5.04	7.38	29.52	33.14	3.77	25.42	4.93
Space mean speed (mph)	48	48		48	48	48	58	55	57	51	26	18	15	22	53	29	29	29	29	56	37
Segment density (veh/mi/lane)	31	31		31	31	31	25	21	24	27	50	69	86	71	27	66	66	66	31	47	29
Segment density (pc/mi/lane)	35	35		35	35	35	29	24	28	31	58	80	99	82	31	76	76	76	36	54	33
Tolled Express Lane	GP	GP		GP	GP	GP	GP	GP	GP	GP	GP	GP	GP	GP	GP	GP	GP	GP	GP	GP	GP
Space mean speed (mph)	48	48		48	48	48	58	55	57	51	26	18	15	22	53	29	29	29	29	56	37
Travel time per vehicle (min)	0.18	0.48		3.58	0.48	0.39	0.29	0.48	0.30	0.86	1.30	1.87	1.16	1.62	0.32	0.20	0.80	0.89	0.30	0.93	0.33
Volume (vph)	-	-		-	-	-	-	-	-	-	-	-	-	-	-	-	-	-	-	-	-
Level of Service (LOS)																					

SEGMENT	72	73	74	75	76	77	78	79	80	81	82	83	84	85	86	87	88	89	90
Segment Length (ft)	18,155	2,000	425	1,500	3,020	1,500	4,340	1,500	3,245	1,500	5,790	3,075	750	895	1,165	2,870	750	705	2,000
Number of lanes	2	2	2	2	2	2	2	2	2	2	2	2	2	2	2	2	2	2	2
Free Flow Speed (mph)	70	70	70	70	70	70	70	70	70	70	70	70	70	70	70	70	70	70	70
Segment demand (vph)	3,177	3,181	3,181	3,181	2,964	3,530	3,530	3,530	2,884	3,444	3,444	3,444	3,719	3,719	3,719	2,940	3,528	3,528	3,528
On-Ramp demand (vph)				217				646							779				
Off-Ramp demand (vph)						566				560			275				588		
Ramp-to-Ramp demand (vph)																			
Travel time per vehicle (min)	4.82	0.53	0.11	0.32	0.73	0.31	1.42	0.32	0.76	0.31	1.75	0.93	0.15	0.19	0.25	0.62	0.15	0.23	0.65
VMTD Veh-miles (Demand)	10,924	1,205	256	904	1,695	1,003	2,902	1,003	1,772	978	3,777	2,006	528	630	821	1,598	501	471	1,336
VMTV Veh-miles (Volume)	10,924	1,203	256	902	1,692	1,001	2,897	1,001	1,769	976	3,769	2,002	527	629	819	1,594	501	471	1,336
VHT travel (hrs)	255.39	28.06	5.96	16.79	36.16	18.03	83.39	18.76	36.53	17.58	100.32	53.28	9.39	11.96	15.57	30.16	9.04	13.57	38.49
VHD delay (hrs)	99.34	10.87	2.31	3.90	11.98	3.73	42.01	4.46	11.27	3.64	46.48	24.69	1.86	2.98	3.88	7.39	1.88	6.84	19.40
Space mean speed (mph)	43	43	43	54	47	56	35	53	48	56	38	38	56	53	53	53	53	55	35
Segment density (veh/mi/lane)	37	37	37	27	32	28	51	26	30	29	46	46	31	37	27	28	30	51	51
Segment density (pc/mi/lane)	43	43	43	31	36	32	58	30	34	33	53	53	35	43	31	32	34	58	58
Tolled Express Lane	GP	GP	GP	GP	GP	GP	GP	GP	GP	GP	GP	GP	GP	GP	GP	GP	GP	GP	GP
Space mean speed (mph)	43	43	43	54	47	56	35	53	48	56	38	38	56	53	53	53	53	55	35
Travel time per vehicle (min)	4.82	0.53	0.11	0.32	0.73	0.31	1.42	0.32	0.76	0.31	1.75	0.93	0.15	0.19	0.25	0.62	0.15	0.23	0.65
Volume (vph)	-	-	-	-	-	-	-	-	-	-	-	-	-	-	-	-	-	-	-
Level of Service (LOS)																			

6:45 AM	C	C	C	C	C	C	D	C	C	C	E	E	D	D	C	D	D	E	E
7:00 AM	F	F	F	D	E	D	F	D	D	D	F	F	D	D	D	D	D	F	F
7:15 AM	F	F	F	D	E	D	F	D	D	D	F	F	F	F	F	D	D	F	F
7:30 AM	F	F	F	D	E	D	F	D	D	D	F	F	E	E	D	D	D	F	F
7:45 AM	D	E	E	D	D	D	F	D	D	D	F	F	D	D	D	C	D	F	F
8:00 AM	E	E	E	D	D	D	F	D	E	D	F	F	F	F	F	D	E	F	F
8:15 AM	D	D	D	C	D	C	E	C	D	D	E	E	D	D	D	C	D	E	E
8:30 AM	D	D	D	C	C	C	E	C	D	C	E	E	D	D	C	D	D	E	E

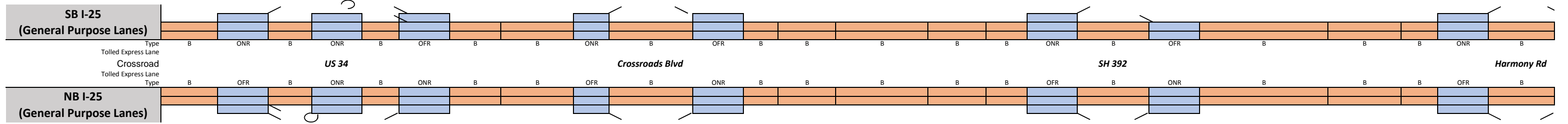


6:45 AM	F	F	F	E	E	F	F	F	F	F	F	F	F	F	F	D	D	F	F
7:00 AM	F	F	F	F	F	F	F	F	F	F	F	F	F	F	F	D	D	F	F
7:15 AM	F	F	F	F	F	F	F	F	F	F	F	F	F	F	F	D	D	F	F
7:30 AM	F	F	F	F	F	F	F	F	F	F	F	F	F	F	F	D	D	F	F
7:45 AM	F	F	F	F	F	F	F	F	F	F	F	F	F	F	F	C	C	F	F
8:00 AM	F	F	F	F	F	F	F	F	F	F	F	F	F	F	D	C	E	E	F
8:15 AM	F	F	F	F	F	F	F	F	F	F	F	F	F	F	F	D	D	F	F
8:30 AM	F	F	F	F	F	F	F	F	F	F	F	F	F	F	F	D	D	F	F

SEGMENT	72	73	74	75	76	77	78	79	80	81	82	83	84	85	86	87	88	89	90
Segment Length (ft)	18,150	2,000	500	1,500	2,890	1,500	4,225	1,500	4,255	1,500	3,160	1,500	3,095	1,610	1,500	2,930	1,500	1,095	2,000
Number of lanes	2	2	2	2	2	2	2	2	2	2	2	2	2	2	2	2	2	2	2
Free Flow Speed (mph)	70	70	70	70	70	70	70	70	70	70	70	70	70	70	70	70	70	70	70
Segment demand (vph)	3,899	3,899	3,899	3,899	3,702	4,262	4,262	4,262	3,744	4,454	4,454	4,454	4,130	4,130	4,130	3,313	4,012	4,012	4,012
On-Ramp demand (vph)						560				710							699		
Off-Ramp demand (vph)				197				518				324			817				
Ramp-to-Ramp demand (vph)																			
Travel time per vehicle (min)	9.58	1.11	0.27	0.83	1.90	0.57	1.66	0.60	2.38	0.33	1.26	0.30	0.98	0.51	0.31	0.58	0.34	0.34	0.60
VMTD Veh-miles (Demand)	13,403	1,477	369	1,108	2,026	1,211	3,410	1,211	3,017	1,265	2,666	1,265	2,421	1,259	1,173	1,838	1,140	832	1,520
VMTV Veh-miles (Volume)	10,665	1,173	293	878	1,602	989	2,775	985	2,455	1,067	2,248	1,067	2,054	1,069	996	1,540	987	721	1,316
VHT travel (hrs)	495.52	57.06	13.78	42.76	92.43	33.23	96.01	34.50	120.82	20.57	78.76	18.99	57.03	29.67	18.05	27.05	19.96	19.73	34.53
VHD delay (hrs)	343.16	40.31	9.59	30.21	69.55	19.09	56.37	20.43	85.74	5.32	46.64	3.75	27.68	14.40	3.83	5.05	5.85	9.43	15.72
Space mean speed (mph)	22	21	21	21	17	30	29	29	20	52	29	56	36	36	55	57	49	37	38
Segment density (veh/mi/lane)	72	75	73	75	84	58	60	61	75	29	66	31	49	49	29	24	32	48	46
Segment density (pc/mi/lane)	83	87	84	87	97	67	69	70	86	33	76	36	56	56	34	27	37	55	52
Tolled Express Lane	GP	GP	GP	GP	GP	GP	GP	GP	GP	GP	GP	GP	GP	GP	GP	GP	GP	GP	GP
Space mean speed (mph)	22	21	21	21	17	30	29	29	20	52	29	56	36	36	55	57	49	37	38
Travel time per vehicle (min)	9.58	1.11	0.27	0.83	1.90	0.57	1.66	0.60	2.38	0.33	1.26	0.30	0.98	0.51	0.31	0.58	0.34	0.34	0.60
Volume (vph)	-	-	-	-	-	-	-	-	-	-	-	-	-	-	-	-	-	-	-
Level of Service (LOS)																			

SEGMENT	91	92	93	94	95	96	97	98	99	100	101	102	103	104	105	106	107	108	109	110	111	112	113	114		
Segment Length (ft)	2,640	1,500	405	755	1,250	1,500	1,435	3,000	1,500	3,480	1,500	700	2,000	4,255	2,000	460	1,500	3,240	1,500	6,730	3,000	455	1,500	3,025		
Number of lanes	2	2	2	2	2	2	2	2	2	2	2	2	2	2	2	2	2	2	2	2	2	2	2	2		
Free Flow Speed (mph)	70	70	70	70	70	70	70	70	70	70	70	70	70	70	70	70	70	70	70	70	70	70	70	70		
Segment demand (vph)	3,528	3,528	2,942	2,942	2,328	3,350	3,350	3,350	3,350	2,681	3,321	3,321	3,321	3,321	3,329	3,329	3,329	2,693	3,308	3,308	3,308	3,308	3,308	2,341		
On-Ramp demand (vph)		586		614					669								636						967			
Off-Ramp demand (vph)						1,022					640									615						
Ramp-to-Ramp demand (vph)																										
Travel time per vehicle (min)	0.86	0.32	0.10	0.16	0.26	0.31	0.42	0.88	0.32	0.78	0.31	0.20	0.58	1.24	0.50	0.12	0.31	0.68	0.31			1.66	0.74	0.11	0.31	0.61
VMTD Veh-miles (Demand)	1,764	1,002	226	421	551	952	910	1,903	952	1,767	943	440	1,258	2,676	1,261	290	946	1,653	940	4,216	1,880	285	940	1,341		
VMTV Veh-miles (Volume)	1,764	1,002	226	421	551	952	910	1,903	952	1,767	943	440	1,258	2,676	1,261	290	946	1,653	940	4,216	1,880	285	940	1,341		
VHT travel (hrs)	50.81	18.74	4.82	7.71	10.14	17.46	23.39	48.90	17.69	34.72	17.05	11.28	32.23	68.57	27.80	6.39	17.22	30.60	16.96	91.40	40.74	6.18	16.99	23.67		
VHD delay (hrs)	25.61	4.42	1.59	1.70	2.27	3.86	10.38	21.71	4.09	9.48	3.58	4.99	14.26	30.34	9.79	2.25	3.71	7.00	3.54	31.17	13.89	2.11	3.56	4.51		
Space mean speed (mph)	35	53	47	55	54	55	39	39	54	51	55	39	39	39	45	45	55	54	55	46	46	46	55	57		
Segment density (veh/mi/lane)	51	26	31	23	21	22	43	43	26	26	43	43	43	43	37	37	24	25	30	36	36	36	23	21		
Segment density (pc/mi/lane)	58	30	36	27	25	25	49	49	30	30	49	49	49	49	41	41	27	27	34	40	40	40	26	23		
Tolled Express Lane	GP	GP	GP	GP	GP	GP	GP	GP	GP	GP	GP	GP	GP	GP	GP	GP	GP	GP	GP	GP	GP	GP	GP	GP		
Space mean speed (mph)	35	53	47	55	54	55	39	39	54	51	55	39	39	39	45	45	55	54	55	46	46	46	55	57		
Travel time per vehicle (min)	0.86	0.32	0.10	0.16	0.26	0.31	0.42	0.88	0.32	0.78	0.31	0.20	0.58	1.24	0.50	0.12	0.31	0.68	0.31	1.66	0.74	0.11	0.31	0.61		
Volume (vph)	-	-	-	-	-	-	-	-	-	-	-	-	-	-	-	-	-	-	-	-	-	-	-	-		
Level of Service (LOS)																										

6:45 AM	E	C	D	C	B	B	D	D	C	C	C	E	E	E	D	D	C	C	D	D	D	D	C	B
7:00 AM	F	D	D	C	C	C	E	E	D	D	D	E	E	E	D	D	C	C	D	D	D	D	C	B
7:15 AM	F	D	D	C	C	C	E	E	C	D	D	D	D	D	D	D	C	C	D	D	D	D	C	B
7:30 AM	F	D	D	C	C	C	F	F	D	D	D	F	F	F	E	E	C	D	D	D	E	E	C	C
7:45 AM	F	D	E	C	C	C	F	F	D	D	D	F	F	F	F	F	D	D	E	E	E	E	C	C
8:00 AM	F	D	E	D	D	C	F	F	D	D	D	F	F	F	E	E	C	D	D	D	E	E	C	D
8:15 AM	E	C	D	C	C	C	E	E	D	D	D	F	F	F	E	E	C	D	D	D	E	E	C	C
8:30 AM	E	C	D	C	C	C	E	E	C	D	D	E	E	E	E	E	C	C	D	D	E	E	C	C

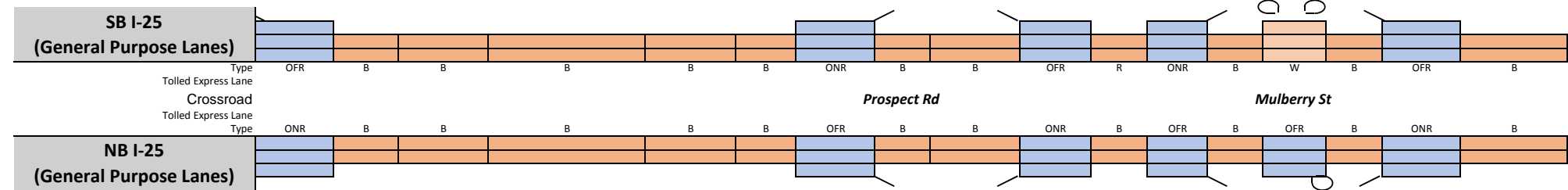


6:45 AM	F	C	D	C	F	F	F	F	F	D	C	F	F	F	F	F	D	E	D	F	F	F	D	D
7:00 AM	F	F	D	D	F	F	F	F	F	E	F	F	F	F	F	F	F	D	F	F	F	F	F	D
7:15 AM	F	F	C	F	F	F	F	F	F	E	F	F	F	F	F	F	F	F	F	F	F	F	F	D
7:30 AM	F	F	F	F	F	F	F	F	F	F	F	F	F	F	F	F	F	F	F	F	F	F	F	D
7:45 AM	F	F	F	F	F	F	F	F	F	D	F	F	F	F	F	F	F	F	F	F	F	F	F	D
8:00 AM	F	F	F	F	F	F	F	F	F	C	D	F	F	F	F	F	F	F	F	F	F	F	F	D
8:15 AM	F	F	F	F	F	F	F	F	F	E	F	F	F	F	F	F	F	F	F	F	F	F	F	D
8:30 AM	F	F	F	F	F	F	F	F	F	E	D	F	F	F	F	F	F	F	F	F	F	F	F	D

SEGMENT	91	92	93	94	95	96	97	98	99	100	101	102	103	104	105	106	107	108	109	110	111	112	113	114
Segment Length (ft)	1,925	1,500	1,050	1,500	600	1,500	1,545	3,000	540	3,680	1,500	500	2,000	4,255	2,000	900	1,500	2,900	1,500	6,630	3,000	600	1,500	2,565
Number of lanes	2	2	2	2	2	2	2	2	2	2	2	2	2	2	2	2	2	2	2	2	2	2	2	2
Free Flow Speed (mph)	70	70	70	70	70	70	70	70	70	70	70	70	70	70	70	70	70	70	70	70	70	70	70	70
Segment demand (vph)	4,012	4,012	3,084	3,654	3,654	4,260	4,260	4,260	4,260	3,453	4,032	4,032	4,032	4,032	4,032	4,032	4,032	3,440	4,148	4,148	4,148	4,148	4,148	3,069
On-Ramp demand (vph)				570		606							579											
Off-Ramp demand (vph)		928							807								592							1,079
Ramp-to-Ramp demand (vph)																								
Travel time per vehicle (min)	0.67	0.52	0.68	0.73	0.31	0.33	0.62	1.19	0.11	0.69	0.32	0.18	0.71	2.35	0.68	0.31	0.44	1.42	0.33	2.63	1.19	0.24	0.31	0.58
VMTD Veh-miles (Demand)	1,463	1,140	613	1,038	415	1,210	1,247	2,420	436	2,407	1,145	382	1,527	3,249	1,527	687	1,145	1,889	1,178	5,209	2,357	471	1,178	1,491
VMTV Veh-miles (Volume)	1,266	981	518	896	358	1,067	1,099	2,134	384	2,121	1,029	343	1,372	2,953	1,384	622	1,034	1,672	1,066	4,713	2,132	426	1,066	1,351
VHT travel (hrs)	38.64	30.12	29.67	38.49	16.04	20.46	38.51	74.77	6.96	35.20	19.26	10.67	42.69	143.67	41.18	18.61	26.87	72.03	20.42	164.43	74.40	14.88	19.52	27.06
VHD delay (hrs)	20.55	16.11	22.27	25.69	10.92	5.22	22.80	44.28	1.47	4.90	4.56	5.77	23.10	101.48	21.41	9.73	12.09	48.14	5.18	97.11	43.94	8.79	4.29	7.76
Space mean speed (mph)	33	33	17	23	22	52	29	29	55	60	53	32	32	21	34	33	38	23	52	29	29	29	55	50
Segment density (veh/mi/lane)	53	51	75	68	71	28	66	66	31	25	25	56	56	89	54	55	46	66	28	65	65	65	30	28
Segment density (pc/mi/lane)	61	59	86	78	81	32	76	76	35	29	29	65	65	103	63	63	53	75	32	75	75	75	35	32
Tolled Express Lane	GP	GP	GP	GP	GP	GP	GP	GP	GP	GP	GP	GP	GP	GP	GP	GP	GP	GP	GP	GP	GP	GP	GP	GP
Space mean speed (mph)	33	33	17	23	22	52	29	29	55	60	53	32	32	21	34	33	38	23	52	29	29	29	55	50
Travel time per vehicle (min)	0.67	0.52	0.68	0.73	0.31	0.33	0.62	1.19	0.11	0.69	0.32	0.18	0.71	2.35	0.68	0.31	0.44	1.42	0.33	2.63	1.19	0.24	0.31	0.58
Volume (vph)	-	-	-	-	-	-	-	-	-	-	-	-	-	-	-	-	-	-	-	-	-	-	-	-
Level of Service (LOS)																								

SEGMENT	115	116	117	118	119	120	121	122	123	124	125	126	127	128	129	130	131	
Segment Length (ft)	1,500	500	2,000	4,840	2,000	500	1,500	535	2,000	775	715	1,160	700	420	750	1,500	2,700	276,955
Number of lanes	2	2	2	2	2	2	2	2	2	2	2	2	2	3	2	2	2	
Free Flow Speed (mph)	70	70	70	70	70	70	70	70	70	70	70	70	70	70	70	70	70	
Segment demand (vph)	3,241	3,241	3,241	3,241	3,241	3,241	3,241	2,474	2,474	2,667	2,667	2,667	2,158	2,201	1,226	1,835	1,835	
On-Ramp demand (vph)							767					509		975				
Off-Ramp demand (vph)	900									193				43		609		
Ramp-to-Ramp demand (vph)																		
Travel time per vehicle (min)	0.31	0.12	0.49	1.18	0.49	0.12	0.31	0.11	0.41	0.16	0.14	0.23	0.14	0.10	0.14	0.31	0.53	76.66
VMTD Veh-miles (Demand)	921	307	1,228	2,971	1,228	307	921	251	937	391	361	586	286	175	174	521	938	233,127
VMTV Veh-miles (Volume)	921	307	1,228	2,971	1,228	307	921	251	937	391	361	586	286	175	174	521	938	216,254
VHT travel (hrs)	16.81	6.59	26.35	63.77	26.35	6.59	16.93	4.50	16.84	6.95	6.42	10.31	4.95	3.49	2.88	9.40	16.19	5,426.81
VHD delay (hrs)	3.66	2.20	8.81	21.33	8.81	2.20	3.78	0.92	3.45	1.36	1.26	1.94	0.87	0.99	0.40	1.96	2.79	4,060.01
Space mean speed (mph)	55	47	47	47	47	47	54	56	56	56	56	57	58	50	60	55	58	40
Segment density (veh/mi/lane)	25	35	35	35	35	35	26	22	22	20	17	19	19	14	10	15	16	40
Segment density (pc/mi/lane)	28	39	39	39	39	39	29	24	24	22	18	21	20	15	12	18	18	46
Tolled Express Lane	GP	GP	GP	GP	GP	GP	GP	GP	GP	GP	GP	GP	GP	GP	GP	GP	GP	TEL
Space mean speed (mph)	55	47	47	47	47	47	54	56	56	56	57	58	50	60	55	58	58	57
Travel time per vehicle (min)	0.31	0.12	0.49	1.18	0.49	0.12	0.31	0.11	0.41	0.16	0.14	0.23	0.14	0.10	0.14	0.31	0.53	71.75
Volume (vph)	-	-	-	-	-	-	-	-	-	-	-	-	-	-	-	-	-	4.90
Level of Service (LOS)																		

6:45 AM	C	C	C	C	C	C	C	C	C	B	B	B	B	B	A	B	B
7:00 AM	C	D	D	D	D	D	C	C	C	B	B	B	B	B	A	B	B
7:15 AM	C	D	D	D	D	D	C	C	C	C	C	B	B	B	A	B	B
7:30 AM	C	D	D	D	D	D	C	C	C	C	C	B	B	B	A	B	B
7:45 AM	D	F	F	F	F	F	D	C	C	C	C	C	C	B	B	B	C
8:00 AM	D	E	E	E	E	E	D	D	D	C	C	C	C	B	B	C	C
8:15 AM	C	E	E	E	E	E	C	C	C	C	C	C	C	B	B	B	B
8:30 AM	C	D	D	D	D	D	C	C	C	C	C	C	C	B	B	B	C

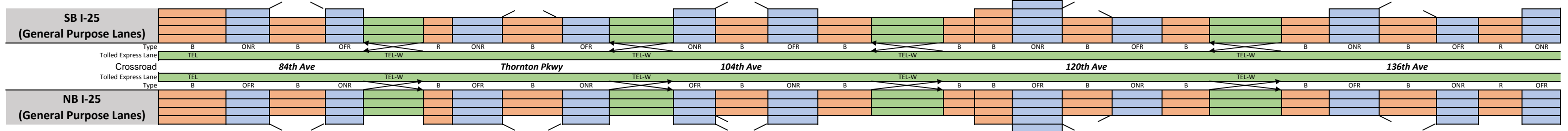


6:45 AM	C	D	D	D	D	D	B	C	C	B	D	C	B	B	A	A	B
7:00 AM	C	E	E	E	E	E	B	C	C	B	D	C	B	B	A	A	B
7:15 AM	C	E	E	E	E	E	B	C	C	B	D	C	B	B	A	A	B
7:30 AM	F	F	F	F	F	F	F	D	D	C	D	C	C	B	B	B	B
7:45 AM	D	F	F	F	F	F	B	D	D	C	D	C	C	B	B	B	B
8:00 AM	C	E	E	E	E	E	B	D	D	C	D	C	B	B	A	B	B
8:15 AM	C	E	E	E	E	E	B	D	D	C	D	C	C	B	B	B	B
8:30 AM	C	E	E	E	E	E	B	D	D	C	D	C	C	B	B	B	B

SEGMENT	115	116	117	118	119	120	121	122	123	124	125	126	127	128	129	130	131	
Segment Length (ft)	1,500	900	2,000	4,840	2,000	740	1,500	525	2,000	1,165	570	750	510	840	550	1,500	2,700	277,130
Number of lanes	2	2	2	2	2	2	2	2	2	2	2	2	2	2	2	2	2	
Free Flow Speed (mph)	70	70	70	70	70	70	70	70	70	70	70	70	70	70	70	70	70	
Segment demand (vph)	3,461	3,461	3,461	3,461	3,461	3,461	3,461	2,713	2,713	2,917	2,917	2,917	2,015	2,015	1,302	1,624	1,624	
On-Ramp demand (vph)	392									204						322		
Off-Ramp demand (vph)							748					902		713				
Ramp-to-Ramp demand (vph)																		
Travel time per vehicle (min)	0.31	0.24	0.52	1.27	0.52	0.19	0.31	0.11	0.43	0.23	0.13	0.16	0.10	0.19	0.10	0.29	0.51	86.73
VMTD Veh-miles (Demand)	983	590	1,311	3,173	1,311	485	983	270	1,028	644	315	414	195	321	136	461	830	219,308
VMTV Veh-miles (Volume)	901	541	1,202	2,908	1,202	445	901	247	940	593	290	382	180	296	126	435	782	205,430
VHT travel (hrs)	16.39	12.45	27.66	66.94	27.66	10.23	16.32	4.63	17.63	10.40	5.69	6.94	3.11	5.88	2.07	7.47	13.12	5,474.65
VHD delay (hrs)	3.52	4.72	10.49	25.39	10.49	3.88	3.44	1.10	4.20	1.93	1.55	1.49	0.54	1.65	0.27	1.26	1.94	2,457.71
Space mean speed (mph)	55	43	43	43	43	43	55	53	53	57	51	55	58	50	61	58	60	38
Segment density (veh/mi/lane)	24	37	37	37	37	37	16	23	23	18	26	22	16	13	10	10	13	41
Segment density (pc/mi/lane)	27	42	42	42	42	42	18	27	27	21	30	26	18	15	11	11	15	46
Tolled Express Lane	GP	GP	GP	GP	GP	GP	GP	GP	GP	GP	GP	GP	GP	GP	GP	GP	GP	TEL
Space mean speed (mph)	55	43	43	43	43	43	55	53	53	57	51	55	58	50	61	58	60	59
Travel time per vehicle (min)	0.31	0.24	0.52	1.27	0.52	0.19	0.31	0.11	0.43	0.23	0.13	0.16	0.10	0.19	0.10	0.29	0.51	83.12
Volume (vph)	-	-	-	-	-	-	-	-	-	-	-	-	-	-	-	-	-	3.62
Level of Service (LOS)																		

SEGMENT	1	2	3	4	5	6	7	8	9	10	11	12	13	14	15	16	17	18	19	20	21	22	23	24	25	26	27	28	
Segment Length (ft)	2,700	1,500	1,865	1,100	2,530	715	750	1,835	750	2,900	1,045	1,735	1,010	2,190	3,100	95	800	1,500	1,575	1,500	1,400	3,000	1,315	1,500	2,095	750	1,390	750	
Number of lanes	4	4	3	3	4	3	3	3	3	4	3	3	3	3	4	3	4	3	3	3	3	4	3	3	3	3	3	3	
Free Flow Speed (mph)	60	60	60	60	60	60	60	60	60	60	60	60	60	60	60	60	60	60	65	65	65	65	65	65	65	65	65	65	
Segment demand (vph)	5,050	5,050	3,884	4,657	5,561	4,695	4,695	3,838	4,629	5,503	4,715	3,538	4,381	4,381	5,167	4,581	4,581	4,581	3,207	4,318	4,318	4,902	4,410	4,410	3,572	4,222	4,222	4,222	
On-Ramp demand (vph)		1,166			866		857			788	1,177				586			1,374				492		838				849	
Off-Ramp demand (vph)				773	904				791	874			843		786					1,111		584				650			
Ramp-to-Ramp demand (vph)																													
Travel time per vehicle (min)	0.68	0.29	0.48	0.24	0.68	0.17	0.17	0.47	0.17	0.74	0.24	0.42	0.22	0.61	0.80	0.03	0.19	0.34	0.35	0.31	0.36	0.60	0.35	0.32	0.48	0.16	0.30	0.16	
VMTD Veh-miles (Demand)	2,582	1,435	1,372	970	2,665	636	667	1,334	658	3,022	933	1,163	838	1,817	3,034	82	694	1,301	957	1,227	1,145	2,785	1,098	1,253	1,417	600	1,111	600	
VMTV Veh-miles (Volume)	2,582	1,435	1,372	970	2,665	636	667	1,334	658	3,022	933	1,163	838	1,817	3,034	82	694	1,301	957	1,227	1,145	2,785	1,098	1,253	1,417	600	1,111	600	
VHT travel (hrs)	57.00	24.32	30.75	18.84	62.77	12.97	13.61	29.76	12.77	67.78	18.99	25.01	16.26	44.20	68.98	2.09	14.72	25.78	18.51	22.50	25.98	48.71	25.44	23.50	28.50	10.97	20.83	11.24	
VHD delay (hrs)	13.96	0.41	7.89	2.67	18.36	2.38	2.49	7.53	1.81	17.40	3.44	5.64	2.29	13.92	18.42	0.72	3.15	4.09	3.80	3.63	8.37	5.86	8.55	4.22	6.70	1.74	3.73	2.01	
Space mean speed (mph)	45	59	45	51	42	49	49	45	51	45	49	46	52	41	44	39	47	50	52	55	44	57	43	53	50	55	53	53	
Segment density (veh/mi/lane)	28	21	29	30	32	32	32	29	30	30	32	25	28	36	29	39	24	30	21	26	33	21	34	28	24	26	26	26	
Segment density (pc/mi/lane)	32	25	34	35	37	37	37	33	35	35	37	30	33	41	34	45	28	35	24	31	38	25	40	32	28	30	31	31	
Tolled Express Lane	TEL				TEL-W					TEL-W					TEL-W						TEL-W								
Space mean speed (mph)	45	60	60	57	42	60	60	60	55	45	60	60	60	60	44	60	60	60	65	65	64	57	65	65	65	65	65	65	65
Travel time per vehicle (min)	0.68	0.28	0.35	0.22	0.68	0.14	0.14	0.35	0.15	0.74	0.20	0.33	0.19	0.42	0.80	0.02	0.15	0.28	0.28	0.26	0.25	0.60	0.23	0.26	0.37	0.13	0.24	0.13	
Volume (vph)	905	905	905	905	643	874	874	874	874	718	785	785	785	785	505	585	585	585	585	585	585	444	491	491	491	491	491	491	491
Level of Service (LOS)	C	B	B	B	B	B	B	B	B	B	B	B	B	B	B	A	A	A	A	A	A	A	A	A	A	A	A	A	A

4:30 PM	D	C	E	C	E	D	D	D	D	D	D	D	C	E	D	E	D	B	C	D	E	C	E	C	D	D	D	C
4:45 PM	D	C	E	C	E	D	D	E	D	E	D	D	C	E	D	F	D	C	C	D	E	C	E	C	D	E	E	C
5:00 PM	D	C	D	C	D	D	D	D	D	D	D	D	C	E	D	E	D	B	C	D	E	C	E	C	D	E	E	C
5:15 PM	D	C	E	C	E	D	D	D	D	D	D	D	C	E	D	E	D	B	C	D	E	C	E	C	D	D	D	C
5:30 PM	E	D	D	C	E	D	D	D	D	E	D	D	C	E	D	E	D	B	C	D	E	C	E	C	D	E	E	C
5:45 PM	D	C	D	C	E	D	D	E	D	E	D	D	C	E	E	F	D	C	C	D	E	C	E	C	D	E	E	C
6:00 PM	D	D	D	C	E	D	D	D	D	E	D	D	C	F	E	F	D	C	C	D	E	C	E	C	D	E	E	C
6:15 PM	D	C	D	C	E	D	D	D	D	E	D	D	C	E	E	F	D	B	C	D	E	D	E	C	D	E	E	D

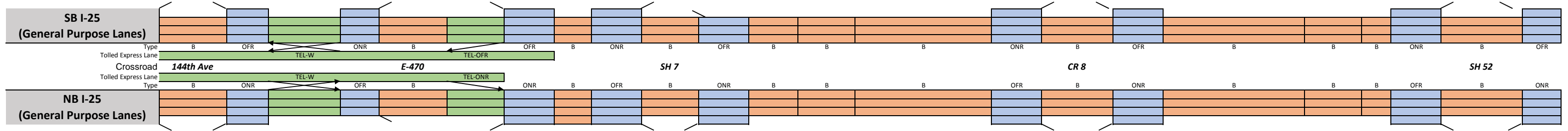


4:30 PM	D	C	E	D	E	D	C	E	D	E	C	D	C	E	D	F	D	B	D	D	E	D	F	D	C	D	D
4:45 PM	D	C	E	D	E	D	C	E	D	E	C	D	D	F	D	F	D	B	D	D	E	D	F	E	C	D	D
5:00 PM	D	C	E	D	E	D	C	E	D	E	C	D	D	F	D	F	D	B	D	D	F	D	F	E	D	D	D
5:15 PM	D	C	E	D	E	D	C	E	D	E	D	D	D	F	D	F	D	B	D	D	F	E	F	E	D	D	D
5:30 PM	E	D	E	D	E	E	F	E	F	F	F	E	D	F	D	F	D	F	D	D	F	D	F	E	D	D	D
5:45 PM	E	D	E	D	E	F	F	F	F	F	F	E	F	F	D	F	D	F	E	D	F	D	F	E	D	D	D
6:00 PM	E	D	E	D	F	F	F	F	F	F	F	E	F	F	D	F	D	F	E	D	F	E	F	F	D	D	D
6:15 PM	E	D	E	D	F	F	F	F	F	F	F	E	F	F	D	F	D	F	E	D	F	D	F	E	D	D	D

SEGMENT	1	2	3	4	5	6	7	8	9	10	11	12	13	14	15	16	17	18	19	20	21	22	23	24	25	26	27	28
Segment Length (ft)	2,700	1,100	1,875	750	2,200	170	1,500	2,180	1,350	2,450	995	1,700	1,500	1,765	3,000	310	715	1,500	1,525	1,500	1,400	3,000	1,380	1,500	2,040	1,015	1,070	745
Number of lanes	4	4	3	3	4	4	3	3	3	4	3	3	3	3	4	3	4	3	3	3	3	4	3	3	3	3	3	3
Free Flow Speed (mph)	60	60	60	60	60	60	60	60	60	60	60	60	60	60	60	60	60	60	65	65	65	65	65	65	65	65	65	65
Segment demand (vph)	5,453	5,453	4,343	5,086	6,305	5,213	5,213	4,442	5,225	6,324	5,417	4,458	5,116	5,116	6,022	5,255	5,255	5,255	4,240	5,035	5,035	5,817	5,292	5,292	4,223	4,921	4,921	4,921
On-Ramp demand (vph)				743	1,219				783	1,099			658		906					795		782				698		
Off-Ramp demand (vph)		1,110			1,092		771			907	959				767			1,015				525		1,069				1,103
Ramp-to-Ramp demand (vph)																												
Travel time per vehicle (min)	0.69	0.21	0.50	0.18	0.57	0.06	0.35	0.71	0.33	0.87	0.22	0.45	0.35	0.54	0.62	0.10	0.18	0.33	0.37	0.33	0.40	0.72	0.44	0.31	0.49	0.22	0.23	0.16
VMTD Veh-miles (Demand)	2,788	1,136	1,542	722	2,627	168	1,481	1,834	1,336	2,934	1,021	1,435	1,453	1,710	3,422	309	712	1,493	1,225	1,430	1,335	3,305	1,383	1,503	1,632	946	997	694
VMTV Veh-miles (Volume)	2,788	1,136	1,542	722	2,620	167	1,471	1,798	1,311	2,839	984	1,383	1,407	1,656	3,329	300	692	1,451	1,189	1,396	1,303	3,236	1,354	1,471	1,596	928	979	681
VHT travel (hrs)	63.04	19.17	36.18	14.92	59.96	5.36	29.90	51.47	28.00	88.83	19.26	32.27	28.78	44.23	60.53	8.37	15.09	28.39	25.31	26.79	33.02	67.89	37.65	27.07	33.92	17.80	18.77	12.59
VHD delay (hrs)	16.57	0.23	10.47	2.88	16.29	2.58	5.39	21.50	6.79	43.57	2.85	9.21	5.32	16.64	5.04	3.37	3.56	4.20	7.01	5.31	12.98	18.11	16.82	4.43	9.36	3.52	3.71	2.11
Space mean speed (mph)	44	59	43	48	44	31	49	35	47	32	51	43	49	37	55	36	46	51	47	52	39	48	36	54	47	52	52	54
Segment density (veh/mi/lane)	31	23	34	35	35	42	35	42	37	47	34	33	34	44	27	48	28	33	29	31	42	30	48	32	29	31	31	30
Segment density (pc/mi/lane																												

SEGMENT	29	30	31	32	33	34	35	36	37	38	39	40	41	42	43	44	45	46	47	48	49	50	51		
Segment Length (ft)	2,720	1,280	3,000	1,280	3,650	2,000	750	685	750	2,535	1,500	520	2,000		7,390	1,500	2,750	1,500		7,610	2,000	295	1,500	3,030	1,500
Number of lanes	3	3	4	3	3	4	3	3	3	3	3	3	3		3	3	3	3		3	3	3	3	3	3
Free Flow Speed (mph)	65	65	65	65	70	70	70	70	70	70	70	70	70		70	70	70	70		70	70	70	70	70	70
Segment demand (vph)	3,373	3,871	4,362	3,919	3,786	4,229	4,554	4,554	4,554	3,569	4,160	4,160	4,160		4,160	4,160	3,765	4,002		4,002	4,002	4,002	4,002	3,096	3,369
On-Ramp demand (vph)			443	133					985							395							906		
Off-Ramp demand (vph)		498	491			443	325				591							237							273
Ramp-to-Ramp demand (vph)																									
Travel time per vehicle (min)	0.61	0.26	0.57	0.27	0.80	0.42	0.14	0.17	0.15	0.53	0.29	0.12	0.46		1.68	0.30	0.59	0.29		1.69	0.44	0.07	0.29	0.61	0.29
VMTD Veh-miles (Demand)	1,738	938	2,478	950	2,617	1,602	647	591	647	1,714	1,182	410	1,576		5,822	1,182	1,961	1,137		5,768	1,516	224	1,137	1,777	957
VMTV Veh-miles (Volume)	1,738	938	2,478	950	2,617	1,602	647	591	647	1,714	1,182	410	1,576		5,822	1,182	1,961	1,137		5,768	1,516	224	1,137	1,777	957
VHT travel (hrs)	34.15	16.90	41.31	17.71	50.45	29.76	10.92	12.87	11.49	31.54	20.10	8.21	31.59		116.73	20.48	37.09	19.12		112.81	29.65	4.37	19.50	31.32	16.08
VHD delay (hrs)	7.42	2.46	3.18	3.09	13.06	6.87	1.68	4.43	2.24	7.06	3.22	2.36	9.08		33.55	3.60	9.08	2.87		30.41	7.99	1.18	3.26	5.93	2.41
Space mean speed (mph)	51	56	60	54	52	54	59	46	56	54	59	50	50		50	58	53	59		51	51	51	58	57	60
Segment density (veh/mi/lane)	22	23	18	24	24	19	26	33	27	22	24	28	28		28	24	24	22		26	26	26	23	18	19
Segment density (pc/mi/lane)	26	27	21	28	28	22	29	38	31	25	27	32	32		32	28	27	26		30	30	30	26	21	22
Tolled Express Lane	TEL-W		TEL-OFR		GP	GP	GP	GP	GP	GP	GP	GP	GP	GP	GP	GP	GP	GP	GP	GP	GP	GP	GP	GP	GP
Space mean speed (mph)	65	64	60	66	70	54	63	46	56	54	59	50	50		50	58	53	59		51	51	51	58	57	60
Travel time per vehicle (min)	0.48	0.23	0.57	0.22	0.59	0.42	0.14	0.17	0.15	0.53	0.29	0.12	0.46		1.68	0.30	0.59	0.29		1.69	0.44	0.07	0.29	0.61	0.29
Volume (vph)	491	491	417	443	443	-	-	-	-	-	-	-	-		-	-	-	-		-	-	-	-	-	-
Level of Service (LOS)	A	A	A	A	A																				

4:30 PM	C	C	B	C	C	C	C	D	C	C	C	D	D	D	B	C	B	C	C	C	B	C	B
4:45 PM	D	C	C	C	D	C	C	E	C	C	C	D	D	D	B	C	C	D	D	D	B	C	B
5:00 PM	C	C	C	C	D	C	C	E	C	C	C	D	D	D	B	C	B	D	D	D	B	C	B
5:15 PM	C	C	C	C	D	C	C	E	C	C	C	D	D	D	C	D	C	D	D	D	B	C	B
5:30 PM	C	C	C	C	D	C	C	E	C	C	C	D	D	D	C	D	C	D	D	D	B	C	B
5:45 PM	D	C	C	C	D	C	C	E	C	C	C	D	D	D	C	D	C	D	D	D	B	C	B
6:00 PM	C	C	C	C	D	C	C	E	C	C	C	D	D	D	C	D	C	D	D	D	B	C	B
6:15 PM	D	C	C	C	D	C	C	E	D	D	C	E	E	E	C	D	C	D	D	D	B	C	B

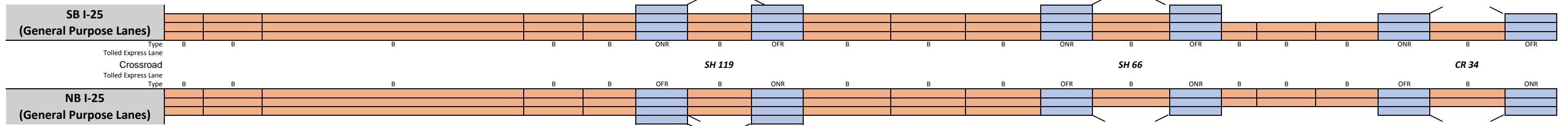


4:30 PM	C	C	B	C	C	D	C	C	C	D	C	D	D	D	C	D	B	D	D	D	C	C	B
4:45 PM	C	C	C	D	D	D	C	C	C	D	C	E	E	E	C	D	C	D	D	D	C	C	B
5:00 PM	D	C	C	D	D	D	C	C	C	D	C	E	E	E	C	D	C	E	E	E	C	C	B
5:15 PM	D	C	C	D	D	D	C	D	C	D	C	E	E	E	C	D	C	E	E	E	C	D	B
5:30 PM	D	C	C	D	D	D	C	D	C	D	C	E	E	E	D	D	C	E	E	E	D	D	B
5:45 PM	D	C	C	D	E	E	C	D	C	D	C	F	F	F	D	E	C	F	F	F	D	D	C
6:00 PM	D	C	C	D	D	E	C	D	C	D	C	F	F	F	D	E	C	F	F	F	D	D	B
6:15 PM	D	C	C	D	D	D	C	D	C	D	C	F	F	F	D	D	C	E	E	E	D	D	B

SEGMENT	29	30	31	32	33	34	35	36	37	38	39	40	41	42	43	44	45	46	47	48	49	50	51		
Segment Length (ft)	2,714	935	2,976	750	2,725	2,000	1,500	645	1,500	2,005	1,500	1,470	2,000		7,240	1,500	2,955	1,500		7,555	2,000	155	1,500	3,580	750
Number of lanes	3	3	4	3	3	3	3	4	3	3	3	3	3		3	3	3	3		3	3	3	3	3	
Free Flow Speed (mph)	65	65	65	65	70	70	70	70	70	70	70	70	70		70	70	70	70		70	70	70	70	70	
Segment demand (vph)	3,818	4,322	4,853	4,418	4,237	4,684	5,134	5,134	5,134	4,273	4,970	4,970	4,970		4,970	4,970	4,441	4,783		4,783	4,783	4,783	4,783	3,898	4,284
On-Ramp demand (vph)		504	531			447	450				697														386
Off-Ramp demand (vph)			435	181					861						529										885
Ramp-to-Ramp demand (vph)																									
Travel time per vehicle (min)	0.62	0.20	0.56	0.15	0.62	0.44	0.30	0.14	0.29	0.45	0.30	0.39	0.53		1.91	0.29	0.68	0.30		2.01	0.53	0.04	0.29	0.78	0.15
VMTD Veh-miles (Demand)	1,963	765	2,735	628	2,187	1,774	1,459	627	1,459	1,623	1,412	1,384	1,883		6,815	1,412	2,485	1,359		6,844	1,812	140	1,359	2,643	609
VMTV Veh-miles (Volume)	1,926	753	2,695	618	2,154	1,750	1,440	619	1,440	1,602	1,397	1,369	1,862		6,741	1,397	2,459	1,345		6,844	1,812	140	1,359	2,643	609
VHT travel (hrs)	38.80	14.09	44.91	11.07	43.28	34.01	25.63	11.56	24.80	31.60	24.74	31.70	43.13		156.12	23.79	49.98	23.66		160.00	42.36	3.28	23.38	50.91	10.49
VHD delay (hrs)	9.17	2.51	3.45	1.56	12.52	9.01	5.05	2.71	4.22	8.71	4.79	12.14	16.52		59.82	3.84	14.85	4.45		62.23	16.47	1.28	3.97	13.15	1.79
Space mean speed (mph)	50	53	60	56	50	51	56	54	58	51	56	43	43		43	59	49	57		43	43	43	58	52	58
Segment density (veh/mi/lane)	25	27	20	26	28	30	30	24	29	28	29	38	38		38	28	30	28		37	37	37	27	25	25
Segment density (pc/mi/lane)	29	31	23	30	32	34	34	27	33	31	33	43	43		43	32	34	32		43	43	43	32	29	28
Tolled Express Lane	TEL-W		TEL-ONR		GP	GP	GP	GP	GP	GP	GP	GP	GP	GP	GP	GP	GP	GP	GP	GP	GP	GP	GP	GP	
Space mean speed (mph)	65	65	60	64	70	51	56	54	58	51	56	43	43		43	59	49	57		43	43	43	58	52	58
Travel time per vehicle (min)	0.47	0.16	0.56	0.13	0.44	0.44	0.30	0.14	0.29	0.45	0.30	0.39	0.53		1.91	0.29	0.68	0.30		2.01	0.53	0.04	0.29	0.78	0.15
Volume (vph)	527	527	417	437	437	-	-	-	-	-	-	-	-		-	-	-	-		-	-	-	-	-	-
Level of Service (LOS)	A	A	A	A	A																				

SEGMENT	52	53	54	55	56	57	58	59	60	61	62	63	64	65	66	67	68	69	70	71	
Segment Length (ft)	400	2,000		14,995	2,000	745	750	4,315	1,500	3,500	3,000	3,240	1,500	2,995	1,500	490	2,000	2,280	1,500	2,995	1,500
Number of lanes	3	3		3	3	3	3	3	3	3	3	3	3	3	3	2	2	2	2	2	2
Free Flow Speed (mph)	70	70		70	70	70	70	70	70	70	70	70	70	70	70	70	70	70	70	70	70
Segment demand (vph)	3,369	3,369		3,369	3,369	3,369	3,369	2,319	2,825	2,825	2,825	2,825	2,317	2,822	2,822	2,822	2,822	2,822	2,643	2,778	2,778
On-Ramp demand (vph)							1,050					508							179		
Off-Ramp demand (vph)									506						505						
Ramp-to-Ramp demand (vph)																					
Travel time per vehicle (min)	0.08	0.41		3.08	0.41	0.15	0.15	0.82	0.29	0.69	0.59	0.63	0.29	0.57	0.29	0.11	0.46	0.53	0.30	0.66	0.30
VMTD Veh-miles (Demand)	255	1,276		9,568	1,276	475	479	1,895	803	1,873	1,605	1,734	803	1,314	802	262	1,069	1,219	802	1,499	789
VMTV Veh-miles (Volume)	255	1,276		9,568	1,276	475	479	1,895	803	1,873	1,605	1,734	803	1,314	802	262	1,069	1,219	802	1,499	789
VHT travel (hrs)	4.61	23.05		172.85	23.05	8.59	8.23	31.78	13.62	32.29	27.68	29.90	13.64	22.04	13.61	5.32	21.71	24.75	14.34	29.07	13.98
VHD delay (hrs)	0.96	4.82		36.16	4.82	1.80	1.40	4.71	2.16	5.54	4.75	5.13	2.17	3.26	2.15	1.58	6.44	7.34	2.89	7.65	2.71
Space mean speed (mph)	55	55		55	55	55	58	60	59	58	58	59	59	60	59	49	49	49	56	52	56
Segment density (veh/mi/lane)	20	20		20	20	20	19	13	16	16	16	16	16	13	16	29	29	29	22	26	23
Segment density (pc/mi/lane)	23	23		23	23	23	22	15	18	19	19	19	18	15	18	33	33	33	25	29	26
Tolled Express Lane	GP	GP		GP	GP	GP	GP	GP	GP	GP	GP	GP	GP	GP	GP	GP	GP	GP	GP	GP	GP
Space mean speed (mph)	55	55		55	55	55	58	60	59	58	58	59	59	60	59	49	49	49	56	52	56
Travel time per vehicle (min)	0.08	0.41		3.08	0.41	0.15	0.15	0.82	0.29	0.69	0.59	0.63	0.29	0.57	0.29	0.11	0.46	0.53	0.30	0.66	0.30
Volume (vph)	-	-		-	-	-	-	-	-	-	-	-	-	-	-	-	-	-	-	-	-
Level of Service (LOS)																					

4:30 PM	C	C	C	C	C	B	B	B	B	B	B	B	B	B	D	D	D	C	C	C
4:45 PM	C	C	C	C	C	B	B	B	C	C	C	B	B	B	D	D	D	C	D	C
5:00 PM	C	C	C	C	C	B	B	B	B	B	B	B	B	B	D	D	D	C	D	C
5:15 PM	C	C	C	C	C	B	B	B	C	C	C	B	B	B	E	E	E	C	D	C
5:30 PM	C	C	C	C	C	B	B	B	C	C	C	B	B	B	D	D	D	C	D	C
5:45 PM	C	C	C	C	C	B	B	B	C	C	C	B	B	B	D	D	D	C	D	C
6:00 PM	C	C	C	C	C	B	B	B	B	B	B	B	B	B	D	D	D	C	C	C
6:15 PM	C	C	C	C	C	B	B	B	B	B	B	B	B	B	D	D	D	C	C	C

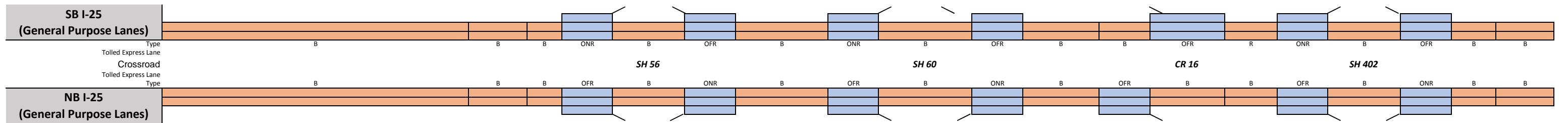


4:30 PM	C	C	C	C	C	B	B	B	C	C	C	C	D	C	E	E	E	D	D	C
4:45 PM	D	D	D	D	D	B	B	B	C	C	C	C	E	C	F	F	F	D	E	D
5:00 PM	D	D	D	D	D	B	B	B	D	D	D	C	E	D	F	F	F	D	E	D
5:15 PM	D	D	D	D	D	B	B	B	D	D	D	C	E	D	F	F	F	D	E	D
5:30 PM	D	D	D	D	D	B	B	B	D	D	D	C	E	D	F	F	F	D	E	D
5:45 PM	E	E	E	E	E	B	B	B	D	D	D	C	F	D	F	F	F	E	F	D
6:00 PM	E	E	E	E	E	B	B	B	D	D	D	C	F	D	F	F	F	E	F	D
6:15 PM	D	D	D	D	D	B	B	B	D	D	D	C	E	D	F	F	F	D	E	D

SEGMENT	52	53	54	55	56	57	58	59	60	61	62	63	64	65	66	67	68	69	70	71	
Segment Length (ft)	735	2,000		15,000	2,000	1,635	1,500	2,325	1,500	3,850	3,000	3,040	1,500	3,185	1,500	500	2,000	2,245	1,500	3,035	1,500
Number of lanes	3	3		3	3	3	3	3	3	3	3	3	3	2	2	2	2	2	2	2	2
Free Flow Speed (mph)	70	70		70	70	70	70	70	70	70	70	70	70	70	70	70	70	70	70	70	70
Segment demand (vph)	4,284	4,284		4,284	4,284	4,284	4,284	3,102	3,874	3,874	3,874	3,874	3,874	3,188	3,581	3,581	3,581	3,581	3,581	3,268	3,376
On-Ramp demand (vph)										772											
Off-Ramp demand (vph)												686									
Ramp-to-Ramp demand (vph)																					
Travel time per vehicle (min)	0.17	0.47		3.51	0.47	0.38	0.30	0.47	0.30	0.84	0.65	0.66	0.25	0.84	0.32	0.17	0.68	0.76	0.30	0.83	0.32
VMTD Veh-miles (Demand)	596	1,623		12,170	1,623	1,327	1,217	1,366	1,101	2,825	2,201	2,230	1,101	1,923	1,017	339	1,356	1,523	1,017	1,878	959
VMTV Veh-miles (Volume)	596	1,623		12,170	1,623	1,327	1,217	1,366	1,101	2,825	2,201	2,230	1,101	1,923	1,017	339	1,356	1,523	1,017	1,878	959
VHT travel (hrs)	12.27	33.39		250.42	33.39	27.30	21.13	24.06	19.09	54.05	42.11	42.67	15.95	44.67	18.95	10.09	40.36	45.30	18.15	45.38	17.87
VHD delay (hrs)	3.75	10.21		76.55	10.21	8.34	3.74	4.55	3.37	13.69	10.67	10.81	0.23	17.20	4.41	5.25	20.98	23.55	3.61	18.55	4.17
Space mean speed (mph)	49	49		49	49	49	58	57	58	52	52	52	69	43	54	34	34	34	56	41	54
Segment density (veh/mi/lane)	29	29		29	29	29	25	18	22	25	25	25	19	37	25	53	53	53	30	39	27
Segment density (pc/mi/lane)	34	34		34	34	34	29	21	26	28	28	28	22	43	29	61	61	61	34	45	31
Tolled Express Lane	GP	GP		GP	GP	GP	GP	GP	GP	GP	GP	GP	GP	GP	GP	GP	GP	GP	GP	GP	GP
Space mean speed (mph)	49	49		49	49	49	58	57	58	52	52	52	69	43	54	34	34	34	56	41	54
Travel time per vehicle (min)	0.17	0.47		3.51	0.47	0.38	0.30	0.47	0.30	0.84	0.65	0.66	0.25	0.84	0.32	0.17	0.68	0.76	0.30	0.83	0.32
Volume (vph)	-	-		-	-	-	-	-	-	-	-	-	-	-	-	-	-	-	-	-	-
Level of Service (LOS)																					

SEGMENT	72	73	74	75	76	77	78	79	80	81	82	83	84	85	86	87	88	89	90
Segment Length (ft)	18,155	2,000	425	1,500	3,020	1,500	4,340	1,500	3,245	1,500	5,790	3,075	750	895	1,165	2,870	750	705	2,000
Number of lanes	2	2	2	2	2	2	2	2	2	2	2	2	2	2	2	2	2	2	2
Free Flow Speed (mph)	70	70	70	70	70	70	70	70	70	70	70	70	70	70	70	70	70	70	70
Segment demand (vph)	2,778	2,782	2,782	2,782	2,579	3,201	3,201	3,201	2,983	3,352	3,352	3,352	3,996	3,996	3,996	3,364	4,094	4,094	4,094
On-Ramp demand (vph)				203				218							632				
Off-Ramp demand (vph)						622				369			644				730		
Ramp-to-Ramp demand (vph)																			
Travel time per vehicle (min)	4.13	0.44	0.09	0.31	0.63	0.31	1.05	0.31	0.74	0.30	1.48	0.78	0.15	0.19	0.25	0.62	0.15	0.28	0.80
VMTD Veh-miles (Demand)	9,552	1,054	224	790	1,475	909	2,631	909	1,833	952	3,676	1,952	568	677	882	1,829	582	547	1,551
VMTV Veh-miles (Volume)	9,552	991	211	743	1,380	849	2,458	849	1,704	885	3,414	1,813	528	630	820	1,675	534	502	1,423
VHT travel (hrs)	191.40	19.08	4.05	13.43	25.52	15.31	52.56	15.27	34.06	15.80	76.57	40.67	9.52	11.97	15.58	32.07	9.65	17.57	49.85
VHD delay (hrs)	54.94	4.92	1.05	2.81	5.80	3.17	17.45	3.14	9.73	3.16	27.79	14.76	1.98	2.98	3.88	8.14	2.03	10.41	29.52
Space mean speed (mph)	50	52	52	55	54	55	47	56	50	56	45	45	55	53	53	52	55	29	29
Segment density (veh/mi/lane)	28	25	25	23	22	23	32	22	28	26	35	35	31	36	27	30	32	66	66
Segment density (pc/mi/lane)	32	29	29	26	26	26	37	26	32	30	40	40	35	41	31	34	36	76	76
Tolled Express Lane	GP	GP	GP	GP	GP	GP	GP	GP	GP	GP	GP	GP	GP	GP	GP	GP	GP	GP	GP
Space mean speed (mph)	50	52	52	55	54	55	47	56	50	56	45	45	55	53	53	52	55	29	29
Travel time per vehicle (min)	4.13	0.44	0.09	0.31	0.63	0.31	1.05	0.31	0.74	0.30	1.48	0.78	0.15	0.19	0.25	0.62	0.15	0.28	0.80
Volume (vph)	-	-	-	-	-	-	-	-	-	-	-	-	-	-	-	-	-	-	-
Level of Service (LOS)																			

4:30 PM	D	C	C	C	C	C	E	C	D	D	E	E	D	D	D	E	F	F	F
4:45 PM	D	D	D	C	D	C	E	C	D	D	E	E	F	F	F	D	F	F	F
5:00 PM	D	D	D	C	D	C	E	C	D	D	E	E	F	F	F	D	F	F	F
5:15 PM	D	D	D	C	D	C	E	C	D	D	E	E	F	F	F	D	F	F	F
5:30 PM	D	D	D	C	C	C	D	C	D	D	E	E	F	F	F	E	F	F	F
5:45 PM	D	D	D	C	C	C	E	C	D	D	E	E	F	F	F	D	F	F	F
6:00 PM	D	D	D	C	C	C	E	C	D	D	E	E	F	F	F	D	F	F	F
6:15 PM	C	C	C	C	C	C	D	C	D	D	E	E	F	F	F	C	F	F	F

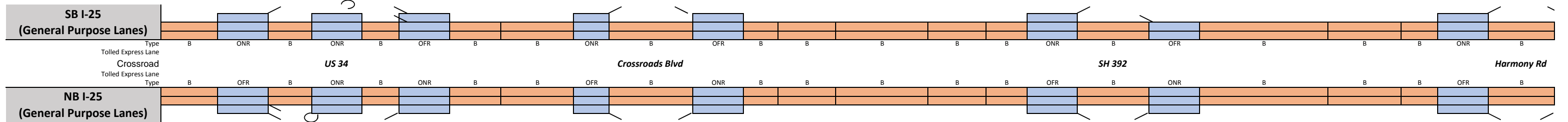


4:30 PM	D	D	D	D	D	C	E	D	D	C	E	D	D	D	C	D	C	E	E
4:45 PM	E	E	E	D	E	D	E	D	E	D	F	D	E	E	D	D	D	E	E
5:00 PM	F	F	F	D	E	D	F	D	E	D	F	D	E	E	D	D	D	E	E
5:15 PM	F	F	F	D	E	D	F	D	E	D	F	D	E	E	D	D	D	F	F
5:30 PM	F	F	F	D	E	D	F	D	E	D	F	D	E	E	D	D	D	E	E
5:45 PM	F	F	F	E	E	D	F	D	F	D	F	E	F	F	D	E	D	F	F
6:00 PM	F	F	F	D	E	D	F	D	E	D	F	D	E	E	D	D	D	F	F
6:15 PM	F	F	F	D	E	D	F	D	E	D	F	D	D	D	C	D	C	E	E

SEGMENT	72	73	74	75	76	77	78	79	80	81	82	83	84	85	86	87	88	89	90
Segment Length (ft)	18,150	2,000	500	1,500	2,890	1,500	4,225	1,500	4,255	1,500	3,160	1,500	3,095	1,610	1,500	2,930	1,500	1,095	2,000
Number of lanes	2	2	2	2	2	2	2	2	2	2	2	2	2	2	2	2	2	2	2
Free Flow Speed (mph)	70	70	70	70	70	70	70	70	70	70	70	70	70	70	70	70	70	70	70
Segment demand (vph)	3,376	3,376	3,376	3,376	3,097	3,451	3,451	3,451	3,266	3,554	3,554	3,554	3,161	3,161	3,161	2,800	3,347	3,347	3,347
On-Ramp demand (vph)						354				288									
Off-Ramp demand (vph)				279				185				393			361				
Ramp-to-Ramp demand (vph)																			
Travel time per vehicle (min)	5.30	0.58	0.15	0.30	0.73	0.32	1.29	0.30	1.17	0.32	1.05	0.30	0.81	0.42	0.30	0.67	0.32	0.32	0.58
VMTD Veh-miles (Demand)	11,605	1,279	320	959	1,695	980	2,761	980	2,632	1,010	2,127	1,010	1,853	964	898	1,554	951	694	1,268
VMTV Veh-miles (Volume)	11,605	1,279	320	959	1,695	980	2,761	980	2,632	1,010	2,127	1,010	1,853	964	898	1,554	951	694	1,268
VHT travel (hrs)	298.48	32.89	8.22	17.09	37.79	18.40	74.40	17.40	63.45	19.01	61.97	18.07	42.51	22.11	16.05	31.36	17.62	17.58	32.12
VHD delay (hrs)	132.70	14.62	3.66	3.38	13.57	4.39	34.95	3.40	25.85	4.58	31.58	3.64	16.04	8.35	3.22	9.16	4.04	7.67	14.01
Space mean speed (mph)	39	39	39	56	45	53	37	56	41	53	34	56	44	44	56	50	54	39	39
Segment density (veh/mi/lane)	43	43	43	30	35	27	46	29	39	27	52	30	36	36	26	28	26	42	42
Segment density (pc/mi/lane)	50	50	50	34	40	32	53	33	45	31	60	34	42	42	30	32	30	49	49
Tolled Express Lane	GP	GP	GP	GP	GP	GP	GP	GP	GP	GP	GP	GP	GP	GP	GP	GP	GP	GP	GP
Space mean speed (mph)	39	39	39	56	45	53	37	56	41	53	34	56	44	44	56	50	54	39	39
Travel time per vehicle (min)	5.30	0.58	0.15	0.30	0.73	0.32	1.29	0.30	1.17	0.32	1.05	0.30	0.81	0.42	0.30	0.67	0.32	0.32	0.58
Volume (vph)	-	-	-	-	-	-	-	-	-	-	-	-	-	-	-	-	-	-	-
Level of Service (LOS)																			

SEGMENT	91	92	93	94	95	96	97	98	99	100	101	102	103	104	105	106	107	108	109	110	111	112	113	114
Segment Length (ft)	2,640	1,500	405	755	1,250	1,500	1,435	3,000	1,500	3,480	1,500	700	2,000	4,255	2,000	460	1,500	3,240	1,500	6,730	3,000	455	1,500	3,025
Number of lanes	2	2	2	2	2	2	2	2	2	2	2	2	2	2	2	2	2	2	2	2	2	2	2	2
Free Flow Speed (mph)	70	70	70	70	70	70	70	70	70	70	70	70	70	70	70	70	70	70	70	70	70	70	70	70
Segment demand (vph)	4,094	4,094	3,424	3,424	3,057	3,887	3,887	3,887	3,887	3,092	3,996	3,996	3,996	3,996	4,004	4,004	4,004	3,474	4,321	4,321	4,321	4,321	4,321	3,022
On-Ramp demand (vph)		670		367						795							530						1,299	
Off-Ramp demand (vph)						830						904								847				
Ramp-to-Ramp demand (vph)																								
Travel time per vehicle (min)	1.05	0.33	0.21	0.37	0.78	0.51	0.53	1.08	0.46	1.41	0.34	0.26	0.73	1.66	0.58	0.13	0.32	0.75	0.31	2.29	1.02	0.15	0.32	0.63
VMTD Veh-miles (Demand)	2,047	1,163	263	490	724	1,104	1,056	2,209	1,104	2,038	1,135	530	1,514	3,220	1,517	349	1,138	2,132	1,228	5,508	2,455	372	1,228	1,731
VMTV Veh-miles (Volume)	1,878	1,067	237	442	649	1,002	962	2,019	1,018	1,844	1,059	495	1,416	3,020	1,350	311	1,013	1,863	1,074	4,821	2,149	326	1,074	1,425
VHT travel (hrs)	65.80	20.46	11.04	19.26	35.71	30.23	31.04	64.07	27.34	65.84	21.21	16.07	45.55	104.00	34.44	7.92	18.81	38.05	19.49	144.46	64.40	9.77	20.37	25.94
VHD delay (hrs)	38.97	5.21	7.66	12.94	26.44	15.92	17.29	35.24	12.81	39.50	6.08	9.00	25.32	60.85	15.15	3.48	4.34	11.44	4.14	75.59	33.70	5.11	8.18	5.58
Space mean speed (mph)	29	52	21	23	18	33	31	32	37	28	50	31	31	29	39	39	39	49	55	33	33	33	53	55
Segment density (veh/mi/lane)	66	28	72	67	75	51	57	56	47	50	34	61	60	65	45	45	26	31	34	57	57	57	27	23
Segment density (pc/mi/lane)	76	32	83	77	87	59	66	65	54	57	39	70	69	74	51	51	29	35	39	64	64	64	30	25
Tolled Express Lane	GP	GP	GP	GP	GP	GP	GP	GP	GP	GP	GP	GP	GP	GP	GP	GP	GP	GP	GP	GP	GP	GP	GP	GP
Space mean speed (mph)	29	52	21	23	18	33	31	32	37	28	50	31	31	29	39	39	39	49	55	33	33	33	53	55
Travel time per vehicle (min)	1.05	0.33	0.21	0.37	0.78	0.51	0.53	1.08	0.46	1.41	0.34	0.26	0.73	1.66	0.58	0.13	0.32	0.75	0.31	2.29	1.02	0.15	0.32	0.63
Volume (vph)	-	-	-	-	-	-	-	-	-	-	-	-	-	-	-	-	-	-	-	-	-	-	-	-
Level of Service (LOS)																								

4:30 PM	F	F	F	F	D	C	F	F	D	D	D	F	F	F	F	F	D	D	F	F	F	F	C
4:45 PM	F	F	F	E	D	C	F	F	D	D	D	F	F	F	F	F	F	E	F	F	F	F	C
5:00 PM	F	F	F	F	E	C	F	F	D	D	D	F	F	F	F	F	D	F	F	F	F	F	C
5:15 PM	F	F	F	F	F	F	F	F	D	D	D	F	F	F	F	F	D	F	F	F	F	F	C
5:30 PM	F	F	F	F	F	F	F	F	F	F	F	F	F	F	F	F	F	D	F	F	F	F	C
5:45 PM	F	F	F	F	F	F	F	F	F	F	F	F	F	F	F	F	F	E	F	F	F	F	D
6:00 PM	F	F	F	F	F	F	F	F	F	F	F	F	F	F	F	F	F	E	F	F	F	F	D
6:15 PM	F	F	F	F	F	F	F	F	F	F	F	F	F	F	F	F	F	E	F	F	F	F	D

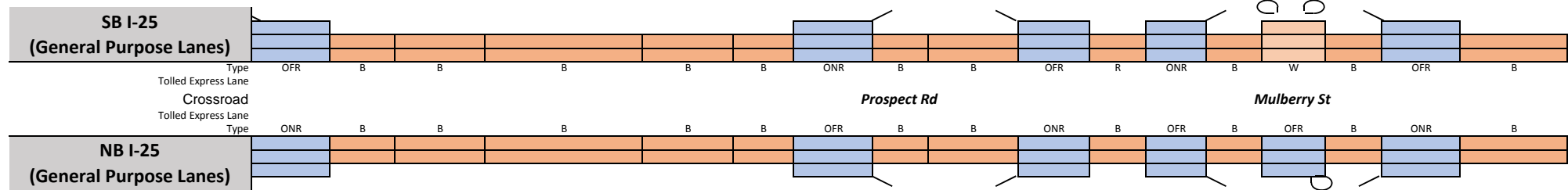


4:30 PM	E	C	C	B	D	C	F	F	D	D	C	F	F	F	F	D	D	D	F	F	F	D	C
4:45 PM	E	C	C	C	D	D	F	F	D	D	C	F	F	F	F	D	D	E	F	F	F	D	C
5:00 PM	E	C	C	C	D	D	F	F	D	D	D	F	F	F	F	D	E	D	F	F	F	D	C
5:15 PM	F	C	D	C	D	D	F	F	D	D	D	F	F	F	F	D	E	D	F	F	F	D	C
5:30 PM	E	C	C	C	D	D	F	F	D	D	D	F	F	F	F	D	E	D	F	F	F	D	C
5:45 PM	F	C	D	C	E	D	F	F	E	F	F	F	F	F	F	F	E	F	F	F	F	D	C
6:00 PM	F	C	C	C	D	D	F	F	D	F	F	F	F	F	F	F	E	F	F	F	F	D	C
6:15 PM	E	C	C	B	D	D	F	F	D	F	D	F	F	F	F	F	E	E	D	F	F	F	C

SEGMENT	91	92	93	94	95	96	97	98	99	100	101	102	103	104	105	106	107	108	109	110	111	112	113	114
Segment Length (ft)	1,925	1,500	1,050	1,500	600	1,500	1,545	3,000	540	3,680	1,500	500	2,000	4,255	2,000	900	1,500	2,900	1,500	6,630	3,000	600	1,500	2,565
Number of lanes	2	2	2	2	2	2	2	2	2	2	2	2	2	2	2	2	2	2	2	2	2	2	2	2
Free Flow Speed (mph)	70	70	70	70	70	70	70	70	70	70	70	70	70	70	70	70	70	70	70	70	70	70	70	70
Segment demand (vph)	3,347	3,347	2,467	2,850	2,850	3,615	3,615	3,615	3,615	2,886	3,701	3,701	3,701	3,701	3,701	3,701	3,701	3,070	3,549	3,549	3,549	3,549	3,549	2,354
On-Ramp demand (vph)				383		765						815												
Off-Ramp demand (vph)		880							729								631							1,195
Ramp-to-Ramp demand (vph)																								
Travel time per vehicle (min)	0.55	0.31	0.22	0.31	0.14	0.32	0.54	1.06	0.11	0.95	0.32	0.18	0.72	1.53	0.72	0.32	0.31	0.71	0.32	2.11	0.96	0.19	0.31	0.53
VMTD Veh-miles (Demand)	1,220	951	491	810	324	1,027	1,058	2,054	370	2,011	1,051	350	1,402	2,983	1,402	631	1,051	1,686	1,008	4,456	2,016	403	1,008	1,144
VMTV Veh-miles (Volume)	1,220	951	491	810	324	1,027	1,058	2,054	370	1,977	1,037	346	1,383	2,942	1,383	622	1,037	1,663	996	4,404	1,993	399	996	1,129
VHT travel (hrs)	30.91	17.34	9.17	14.56	6.63	19.38	32.80	63.70	6.70	44.70	19.47	10.95	43.80	93.19	43.80	19.71	18.73	36.04	18.56	123.53	55.90	11.18	18.39	20.64
VHD delay (hrs)	13.48	3.76	2.16	2.99	2.01	4.71	17.69	34.35	1.42	16.46	4.65	6.01	24.05	51.16	24.05	10.82	3.91	12.28	4.32	60.62	27.43	5.49	4.16	4.50
Space mean speed (mph)	39	55	54	56	49	53	32	32	55	44	53	32	32	32	32	32	55	46	54	36	36	36	54	55
Segment density (veh/mi/lane)	42	22	23	19	29	27	56	56	30	32	26	58	58	58	58	58	30	33	26	49	49	49	28	21
Segment density (pc/mi/lane)	49	25	27	22	34	31	64	64	34	37	29	66	66	66	66	66	34	38	30	57	57	57	32	24
Tolled Express Lane	GP	GP	GP	GP	GP	GP	GP	GP	GP	GP	GP	GP	GP	GP	GP	GP	GP	GP	GP	GP	GP	GP	GP	GP
Space mean speed (mph)	39	55	54	56	49	53	32	32	55	44	53	32	32	32	32	32	55	46	54	36	36	36	54	55
Travel time per vehicle (min)	0.55	0.31	0.22	0.31	0.14	0.32	0.54	1.06	0.11	0.95	0.32	0.18	0.72	1.53	0.72	0.32	0.31	0.71	0.32	2.11	0.96	0.19	0.31	0.53
Volume (vph)	-	-	-	-	-	-	-	-	-	-	-	-	-	-	-	-	-	-	-	-	-	-	-	-
Level of Service (LOS)																								

SEGMENT	115	116	117	118	119	120	121	122	123	124	125	126	127	128	129	130	131	
Segment Length (ft)	1,500	500	2,000	4,840	2,000	500	1,500	535	2,000	775	715	1,160	700	420	750	1,500	2,700	276,955
Number of lanes	2	2	2	2	2	2	2	2	2	2	2	2	2	3	2	2	2	
Free Flow Speed (mph)	70	70	70	70	70	70	70	70	70	70	70	70	70	70	70	70	70	
Segment demand (vph)	3,692	3,692	3,692	3,692	3,692	3,692	3,692	2,629	2,629	2,790	2,790	2,790	2,261	2,341	1,640	1,825	1,825	
On-Ramp demand (vph)							1,063					529		701				
Off-Ramp demand (vph)	670									161				80		185		
Ramp-to-Ramp demand (vph)																		
Travel time per vehicle (min)	0.31	0.12	0.47	1.13	0.47	0.12	0.31	0.10	0.39	0.16	0.14	0.23	0.13	0.09	0.14	0.30	0.53	66.56
VMTD Veh-miles (Demand)	1,049	350	1,398	3,384	1,398	350	1,049	266	996	410	378	613	300	186	233	518	933	188,418
VMTV Veh-miles (Volume)	866	289	1,155	2,794	1,155	289	866	201	752	309	285	463	209	130	233	518	933	180,683
VHT travel (hrs)	15.60	5.94	23.76	57.50	23.76	5.94	15.74	3.45	12.90	5.47	5.05	8.03	3.48	2.50	3.93	9.20	16.00	3,850.53
VHD delay (hrs)	3.23	1.82	7.27	17.58	7.27	1.82	3.37	0.58	2.16	1.06	0.98	1.43	0.49	0.64	0.61	1.80	2.67	1,192.39
Space mean speed (mph)	56	49	49	49	49	49	55	58	58	56	56	58	60	52	59	56	58	47
Segment density (veh/mi/lane)	24	31	31	31	31	31	24	17	17	16	21	15	13	15	14	15	16	28
Segment density (pc/mi/lane)	27	35	35	35	35	35	27	19	19	18	23	16	15	16	16	18	18	32
Tolled Express Lane	GP	GP	GP	GP	GP	GP	GP	GP	GP	GP	GP	GP	GP	GP	GP	GP	GP	TEL
Space mean speed (mph)	56	49	49	49	49	49	55	58	58	56	56	58	60	52	59	56	58	59
Travel time per vehicle (min)	0.31	0.12	0.47	1.13	0.47	0.12	0.31	0.10	0.39	0.16	0.14	0.23	0.13	0.09	0.14	0.30	0.53	62.97
Volume (vph)	-	-	-	-	-	-	-	-	-	-	-	-	-	-	-	-	-	3.59
Level of Service (LOS)																		

4:30 PM	C	D	D	D	D	D	C	B	B	B	B	B	B	B	B	B	B	B
4:45 PM	C	E	E	E	E	E	C	C	C	B	B	B	B	B	B	B	B	B
5:00 PM	C	D	D	D	D	D	C	C	C	B	B	B	B	B	B	B	B	C
5:15 PM	C	E	E	E	E	E	C	C	C	B	B	B	B	B	B	B	B	C
5:30 PM	C	D	D	D	D	D	C	C	C	B	B	B	B	B	B	B	B	B
5:45 PM	C	E	E	E	E	E	C	C	C	B	B	B	B	B	B	B	B	B
6:00 PM	F	F	F	F	F	F	F	C	C	B	B	B	B	B	B	B	B	B
6:15 PM	F	F	F	F	F	F	F	C	C	B	B	B	B	B	B	B	B	B

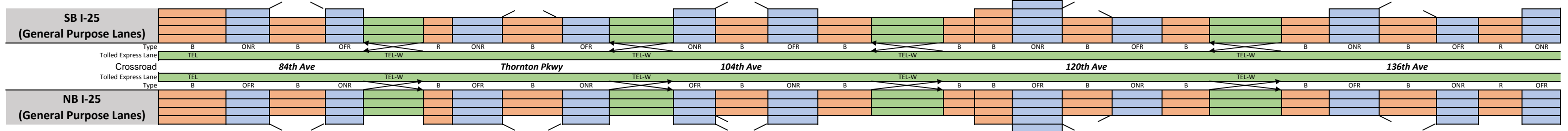


4:30 PM	C	E	E	E	E	E	B	C	C	C	D	C	C	B	B	B	B	C
4:45 PM	C	E	E	E	E	E	B	C	C	C	E	D	C	B	B	B	B	C
5:00 PM	C	F	F	F	F	F	B	C	C	C	E	D	C	B	B	B	B	C
5:15 PM	C	E	E	E	E	E	B	C	C	C	E	D	C	B	B	B	B	C
5:30 PM	C	E	E	E	E	E	B	C	C	C	D	C	C	B	B	B	B	C
5:45 PM	D	F	F	F	F	F	C	D	D	C	E	D	D	C	C	B	B	C
6:00 PM	D	F	F	F	F	F	C	D	D	C	E	D	D	C	C	B	B	C
6:15 PM	C	E	E	E	E	E	B	C	C	C	D	C	C	B	B	B	B	C

SEGMENT	115	116	117	118	119	120	121	122	123	124	125	126	127	128	129	130	131	
Segment Length (ft)	1,500	900	2,000	4,840	2,000	740	1,500	525	2,000	1,165	570	750	510	840	550	1,500	2,700	277,130
Number of lanes	2	2	2	2	2	2	2	2	2	2	2	2	2	2	2	2	2	2
Free Flow Speed (mph)	70	70	70	70	70	70	70	70	70	70	70	70	70	70	70	70	70	70
Segment demand (vph)	3,289	3,289	3,289	3,289	3,289	3,289	3,289	2,349	2,349	2,942	2,942	2,942	2,344	2,344	1,814	2,024	2,024	
On-Ramp demand (vph)	935									593						210		
Off-Ramp demand (vph)							940					598		530				
Ramp-to-Ramp demand (vph)																		
Travel time per vehicle (min)	0.31	0.25	0.55	1.33	0.55	0.20	0.31	0.11	0.41	0.23	0.14	0.15	0.11	0.19	0.11	0.29	0.54	70.34
VMTD Veh-miles (Demand)	934	561	1,246	3,015	1,246	461	934	234	890	649	318	418	226	373	189	575	1,035	207,093
VMTV Veh-miles (Volume)	926	556	1,235	2,988	1,235	457	926	231	882	644	315	415	225	370	188	571	1,028	205,440
VHT travel (hrs)	16.96	13.42	29.81	72.15	29.81	11.03	16.93	4.23	16.10	11.42	6.63	7.48	4.11	7.30	3.21	9.88	17.99	4,579.22
VHD delay (hrs)	3.73	5.48	12.17	29.46	12.17	4.50	3.70	0.92	3.50	2.22	2.12	1.56	0.90	2.02	0.53	1.72	3.30	1,559.22
Space mean speed (mph)	55	41	41	41	41	41	55	55	55	56	48	55	55	51	58	58	57	45
Segment density (veh/mi/lane)	24	39	39	39	39	39	17	21	21	20	31	24	21	17	15	13	18	34
Segment density (pc/mi/lane)	28	45	45	45	45	45	19	24	24	23	35	28	24	20	18	15	20	39
Tolled Express Lane	GP	GP	GP	GP	GP	GP	GP	GP	GP	GP	GP	GP	GP	GP	GP	GP	GP	TEL
Space mean speed (mph)	55	41	41	41	41	41	55	55	55	56	48	55	55	51	58	58	57	58
Travel time per vehicle (min)	0.31	0.25	0.55	1.33	0.55	0.20	0.31	0.11	0.41	0.23	0.14	0.15	0.11	0.19	0.11	0.29	0.54	66.24
Volume (vph)	-	-	-	-	-	-	-	-	-	-	-	-	-	-	-	-	-	4.10
Level of Service (LOS)																		

SEGMENT	1	2	3	4	5	6	7	8	9	10	11	12	13	14	15	16	17	18	19	20	21	22	23	24	25	26	27	28	
Segment Length (ft)	2,700	1,500	1,865	1,100	2,530	715	750	1,835	750	2,900	1,045	1,735	1,010	2,190	3,100	95	800	1,500	1,575	1,500	1,400	3,000	1,315	1,500	2,095	750	1,390	750	
Number of lanes	4	4	3	3	4	3	3	3	3	4	3	3	3	3	4	3	4	3	3	3	3	4	3	3	3	3	3	3	
Free Flow Speed (mph)	60	60	60	60	60	60	60	60	60	60	60	60	60	60	60	60	60	60	65	65	65	65	65	65	65	65	65	65	
Segment demand (vph)	5,481	5,481	4,216	5,020	6,464	5,022	5,022	4,127	4,934	6,389	5,025	3,838	4,733	4,733	6,093	4,957	4,957	4,957	3,553	4,635	4,635	5,772	4,821	4,821	3,733	4,379	4,379	4,379	
On-Ramp demand (vph)		1,265			1,442			895			1,364	1,187			1,136			1,404				951		1,088				1,008	
Off-Ramp demand (vph)				804	1,444				807		1,455		895		1,360					1,082		1,137				646			
Ramp-to-Ramp demand (vph)																													
Travel time per vehicle (min)	0.72	0.29	0.51	0.24	0.72	0.17	0.18	0.50	0.17	0.78	0.24	0.45	0.22	0.69	0.84	0.03	0.20	0.34	0.37	0.31	0.41	0.71	0.41	0.33	0.50	0.16	0.30	0.16	
VMTD Veh-miles (Demand)	2,803	1,557	1,489	1,046	3,097	680	713	1,434	701	3,509	995	1,261	905	1,963	3,577	89	751	1,408	1,060	1,317	1,229	3,280	1,201	1,370	1,481	622	1,153	622	
VMTV Veh-miles (Volume)	2,803	1,557	1,489	1,046	3,097	680	713	1,434	701	3,509	995	1,261	905	1,963	3,577	89	751	1,408	1,060	1,317	1,229	3,280	1,201	1,370	1,481	622	1,153	622	
VHT travel (hrs)	66.06	26.50	36.18	20.41	77.34	14.04	14.73	34.37	13.67	82.80	20.50	28.78	17.64	54.19	85.40	2.65	16.66	28.29	21.70	24.17	31.66	68.78	33.06	26.18	31.10	11.41	21.77	11.75	
VHD delay (hrs)	19.34	0.54	11.36	2.98	25.72	2.71	2.84	10.46	1.98	24.31	3.92	7.76	2.55	21.47	25.78	1.17	4.14	4.82	5.40	3.91	12.75	18.33	14.59	5.11	8.31	1.84	4.04	2.18	
Space mean speed (mph)	42	59	41	51	40	48	48	42	51	42	49	44	51	36	42	34	45	50	49	54	39	48	36	52	48	54	53	53	
Segment density (veh/mi/lane)	32	23	34	33	39	35	35	33	32	37	35	29	31	44	35	49	27	33	24	28	40	30	44	31	26	27	28	28	
Segment density (pc/mi/lane)	38	27	40	38	46	41	41	39	38	43	41	35	36	51	41	58	32	39	29	33	47	35	52	36	31	32	33	33	
Tolled Express Lane	TEL				TEL-W					TEL-W					TEL-W						TEL-W								
Space mean speed (mph)	42	60	60	57	40	60	60	60	55	42	60	60	60	59	42	60	60	60	65	65	63	48	65	65	65	65	65	65	
Travel time per vehicle (min)	0.72	0.28	0.35	0.22	0.72	0.14	0.14	0.35	0.16	0.78	0.20	0.33	0.19	0.42	0.84	0.02	0.15	0.28	0.28	0.26	0.25	0.71	0.23	0.26	0.37	0.13	0.24	0.13	
Volume (vph)	1,444	1,444	1,444	1,444	1,111	1,454	1,454	1,454	1,454	1,226	1,359	1,359	1,359	1,359	1,006	1,136	1,136	1,136	1,136	1,136	1,136	867	952	952	952	952	952	952	
Level of Service (LOS)	D	C	C	C	D	C	C	C	D	D	C	C	C	C	C	C	C	C	B	B	B	C	B	B	B	B	B	B	

4:30 PM	E	D	E	C	F	D	D	E	D	E	D	D	C	F	E	F	D	C	D	D	E	D	F	C	D	E	E	C
4:45 PM	E	D	E	C	F	D	D	E	D	F	D	D	C	F	E	F	D	C	D	D	F	E	F	D	D	E	E	C
5:00 PM	E	D	E	C	F	D	D	E	D	F	D	D	C	F	E	F	D	C	D	D	F	E	F	D	D	E	E	C
5:15 PM	D	C	E	C	F	D	D	E	D	E	D	D	C	F	E	F	D	C	D	D	E	D	F	C	D	E	E	C
5:30 PM	E	D	E	C	F	D	D	E	D	E	D	D	C	F	E	F	D	C	D	D	E	D	F	C	D	E	E	C
5:45 PM	E	D	E	D	F	D	D	E	D	F	D	D	C	F	E	F	D	C	D	D	F	E	F	D	D	E	E	D
6:00 PM	E	D	E	F	F	F	F	E	E	F	F	E	D	F	F	F	E	F	D	D	F	E	F	D	D	E	E	D
6:15 PM	E	D	E	F	F	F	F	E	E	F	D	E	D	F	E	F	E	C	D	D	F	E	F	D	E	E	E	D

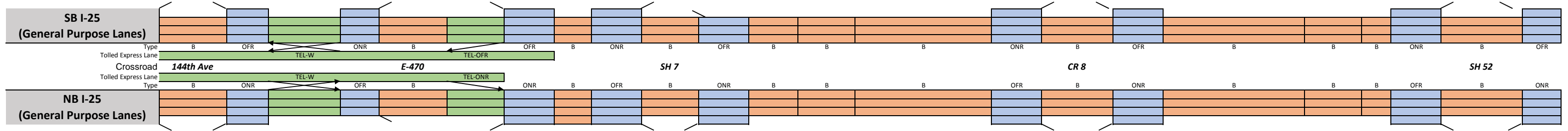


4:30 PM	E	D	F	F	F	F	F	E	F	F	F	E	F	F	D	F	D	F	E	D	F	E	F	F	E	D	D	D
4:45 PM	D	F	F	F	F	F	F	F	F	F	F	E	F	F	D	F	D	F	E	D	F	E	F	F	E	D	D	D
5:00 PM	E	F	F	F	F	F	F	F	F	F	F	E	F	F	E	F	D	F	E	F	F	D	F	F	E	D	D	D
5:15 PM	F	F	F	F	E	F	F	F	F	F	F	E	F	F	E	F	D	F	E	F	F	F	F	F	E	D	D	D
5:30 PM	F	F	F	F	F	F	F	F	F	F	F	E	F	F	D	F	D	F	E	F	F	F	F	F	E	F	F	F
5:45 PM	F	F	F	F	F	D	F	F	F	F	F	E	F	F	E	F	D	F	E	F	F	F	F	F	E	F	F	F
6:00 PM	F	F	F	F	F	D	F	F	F	F	F	E	F	F	D	F	D	F	E	F	F	F	F	F	E	F	F	F
6:15 PM	F	F	F	F	F	D	F	F	F	F	F	E	F	F	E	F	D	F	E	F	F	F	F	F	E	F	F	F

SEGMENT	1	2	3	4	5	6	7	8	9	10	11	12	13	14	15	16	17	18	19	20	21	22	23	24	25	26	27	28	
Segment Length (ft)	2,700	1,100	1,875	750	2,200	170	1,500	2,180	1,350	2,450	995	1,700	1,500	1,765	3,000	310	715	1,500	1,525	1,500	1,400	3,000	1,380	1,500	2,040	1,015	1,070	745	
Number of lanes	4	4	3	3	4	4	3	3	3	4	3	3	3	3	4	3	4	3	3	3	3	4	3	3	3	3	3	3	
Free Flow Speed (mph)	60	60	60	60	60	60	60	60	60	60	60	60	60	60	60	60	60	60	65	65	65	65	65	65	65	65	65	65	
Segment demand (vph)	6,059	6,059	4,921	5,670	7,162	5,861	5,861	5,008	5,924	7,234	6,161	5,124	5,774	5,774	6,842	5,923	5,923	5,923	5,006	5,733	5,733	6,668	5,990	5,990	4,827	5,524	5,524	5,524	
On-Ramp demand (vph)				749	1,492				916	1,310			650		1,068					727		935			697				
Off-Ramp demand (vph)		1,138			1,301		853			1,073	1,037				919			917				678		1,163				1,210	
Ramp-to-Ramp demand (vph)																													
Travel time per vehicle (min)	1.24	0.68	0.96	0.21	0.67	0.09	0.45	1.12	0.36	0.83	0.22	0.46	0.35	0.56	0.65	0.11	0.18	0.33	0.40	0.33	0.45	0.86	0.51	0.31	0.52	0.23	0.24	0.16	
VMTD Veh-miles (Demand)	3,098	1,262	1,748	805	2,984	189	1,665	2,068	1,515	3,357	1,161	1,650	1,640	1,930	3,888	348	802	1,683	1,446	1,629	1,520	3,789	1,566	1,702	1,865	1,062	1,119	779	
VMTV Veh-miles (Volume)	2,934	1,195	1,652	767	2,682	170	1,503	1,858	1,381	2,926	1,014	1,444	1,459	1,717	3,525	315	727	1,525	1,305	1,490	1,391	3,492	1,442	1,567	1,714	987	1,040	724	
VHT travel (hrs)	118.24	65.22	74.18	18.66	72.19	7.91	39.86	83.76	32.60	86.88	19.86	34.64	30.00	48.23	67.15	9.58	16.22	29.84	29.80	28.93	39.77	88.56	47.09	28.92	38.51	19.27	20.31	13.40	
VHD delay (hrs)	69.34	45.31	46.66	5.88	276.76	5.07	14.81	52.80	18.34	274.68	2.96	10.57	5.68	19.62	8.40	4.33	4.11	4.43	9.73	6.00	18.38	34.84	24.91	4.81	12.14	4.09	4.31	2.26	
Space mean speed (mph)	25	18	22	41	37	22	38	22	42	34	51	42	49	36	52	33	45	51	44	52	35	39	31	54	45	51	51	54	
Segment density (veh/mi/lane)	58	78	70	44	45	61	47	68	43	47	35	36	35	48	30	54	30	35	34	34	50	39	60	34	33	33	32		
Segment density (pc/mi/lane)	66	90	80	50	51	71	54	78	49	54	40	41	40	55	35	63	34	40	40	39	58	45	69	39	38	38	36		
Tolled Express Lane	TEL				TEL-W					TEL-W					TEL-W						TEL-W								
Space mean speed (mph)	25	54	60	60	37	43	58	60	60	34	55	60	60	60	52	55	59	60	65	65	65	39	62	65	65	65	65	65	
Travel time per vehicle (min)	1.24	0.23	0.36	0.14	0.67	0.05	0.29	0.41	0.26	0.83	0.21	0.32	0.28	0.33	0.65	0.06	0.14	0.28	0.27	0.26	0.24	0.86	0.25	0.26	0.36	0.18	0.19	0.13	
Volume (vph)	1,472	1,472	1,472	1,472	1,259	1,301	1,301	1,301	1,301	1,029	1,072	1,072	1,072	1,072	879	918	918	918	918	91									

SEGMENT	29	30	31	32	33	34	35	36	37	38	39	40	41	42	43	44	45	46	47	48	49	50	51		
Segment Length (ft)	2,720	1,280	3,000	1,280	3,650	2,000	750	685	750	2,535	1,500	520	2,000		7,390	1,500	2,750	1,500		7,610	2,000	295	1,500	3,030	1,500
Number of lanes	3	3	4	3	3	4	3	3	3	3	3	3	3		3	3	3	3		3	3	3	3	3	3
Free Flow Speed (mph)	65	65	65	65	70	70	70	70	70	70	70	70	70		70	70	70	70		70	70	70	70	70	70
Segment demand (vph)	3,371	3,920	4,871	4,021	3,787	4,643	5,229	5,229	5,229	3,922	4,801	4,801	4,801		4,801	4,801	4,247	4,557		4,557	4,557	4,557	4,557	3,576	3,869
On-Ramp demand (vph)			850	234					1,307							554							981		
Off-Ramp demand (vph)		549	951			856	586				879							310							293
Ramp-to-Ramp demand (vph)																									
Travel time per vehicle (min)	0.62	0.26	0.57	0.27	0.82	0.45	0.15	0.21	0.16	0.55	0.29	0.14	0.53		1.97	0.30	0.64	0.29		1.90	0.50	0.07	0.30	0.64	0.29
VMTD Veh-miles (Demand)	1,737	950	2,768	975	2,618	1,759	743	678	743	1,883	1,364	473	1,819		6,720	1,364	2,212	1,295		6,568	1,726	255	1,295	2,052	1,099
VMTV Veh-miles (Volume)	1,737	950	2,768	975	2,618	1,759	743	678	743	1,883	1,364	473	1,819		6,720	1,364	2,212	1,295		6,568	1,726	255	1,295	2,052	1,099
VHT travel (hrs)	34.71	17.14	46.13	18.22	51.63	34.73	12.71	18.64	13.84	36.27	23.47	11.07	42.58		157.34	24.12	45.34	21.88		144.23	37.90	5.59	22.63	37.93	18.50
VHD delay (hrs)	7.99	2.52	3.55	3.23	14.23	9.61	2.10	8.95	3.23	9.37	3.99	4.32	16.60		61.34	4.63	13.74	3.39		50.40	13.25	1.95	4.14	8.62	2.80
Space mean speed (mph)	50	55	60	53	51	51	58	36	54	52	58	43	43		43	57	49	59		46	46	46	57	54	59
Segment density (veh/mi/lane)	22	24	20	25	25	22	30	48	32	25	28	37	37		37	28	29	26		33	33	33	27	22	22
Segment density (pc/mi/lane)	27	28	23	30	29	26	34	55	37	29	32	43	43		43	33	33	30		38	38	38	31	25	25
Tolled Express Lane	TEL-W		TEL-OFR		GP	GP	GP	GP	GP	GP	GP	GP	GP	GP	GP	GP	GP	GP	GP	GP	GP	GP	GP	GP	GP
Space mean speed (mph)	65	64	60	66	70	51	60	36	54	52	58	43	43		43	57	49	59		46	46	46	57	54	59
Travel time per vehicle (min)	0.48	0.23	0.57	0.22	0.59	0.45	0.14	0.21	0.16	0.55	0.29	0.14	0.53		1.97	0.30	0.64	0.29		1.90	0.50	0.07	0.30	0.64	0.29
Volume (vph)	952	952	826	856	856	-	-	-	-	-	-	-	-		-	-	-	-		-	-	-	-	-	-
Level of Service (LOS)	B	B	B	B	B																				

4:30 PM	C	C	C	C	C	C	D	E	D	C	C	D	D	D	C	D	C	D	D	D	B	C	B
4:45 PM	C	C	C	C	D	C	D	F	D	C	C	E	E	E	C	D	C	D	D	D	C	C	C
5:00 PM	D	C	C	C	D	C	D	F	D	D	C	E	E	E	C	D	C	D	D	D	C	C	B
5:15 PM	C	C	C	C	D	C	D	F	D	D	D	E	E	E	C	E	C	E	E	E	C	C	C
5:30 PM	D	C	C	C	D	C	D	F	D	D	C	E	E	E	C	D	C	D	D	D	C	C	C
5:45 PM	D	C	C	C	D	C	D	F	D	D	C	E	E	E	C	E	C	E	E	E	C	D	C
6:00 PM	D	C	C	C	D	C	D	F	D	D	C	E	E	E	C	D	C	E	E	E	C	D	C
6:15 PM	D	C	C	C	E	C	D	F	D	D	D	F	F	F	C	D	C	E	E	E	C	C	B

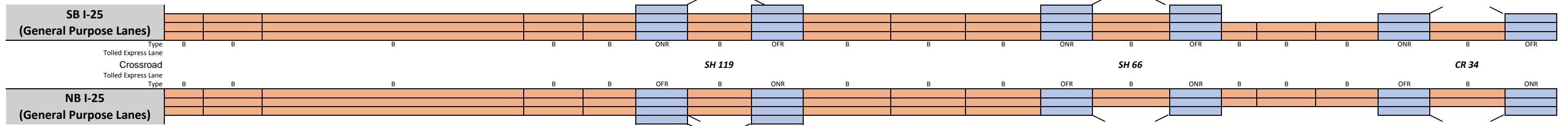


4:30 PM	D	C	D	D	D	D	C	D	C	D	D	F	F	F	F	D	E	C	F	F	F	D	D	B
4:45 PM	D	C	C	D	E	E	C	D	C	E	F	F	F	F	F	F	E	F	F	F	F	F	E	C
5:00 PM	D	C	D	D	E	E	C	D	C	E	F	F	F	F	F	F	F	C	F	F	F	D	E	C
5:15 PM	D	C	D	D	D	E	F	D	F	E	F	F	F	F	F	F	E	F	F	F	F	F	E	C
5:30 PM	D	C	D	D	D	E	F	D	F	E	F	F	F	F	F	F	E	F	F	F	F	F	E	C
5:45 PM	D	C	D	D	E	C	F	D	F	C	F	F	F	F	F	F	E	F	F	F	F	F	E	C
6:00 PM	D	C	D	D	E	C	F	D	F	D	F	F	F	F	F	F	E	F	F	F	F	F	E	C
6:15 PM	D	C	D	D	E	D	F	D	F	D	F	F	F	F	F	F	E	F	F	F	F	F	E	C

SEGMENT	29	30	31	32	33	34	35	36	37	38	39	40	41	42	43	44	45	46	47	48	49	50	51		
Segment Length (ft)	2,714	935	2,976	750	2,725	2,000	1,500	645	1,500	2,005	1,500	1,470	2,000		7,240	1,500	2,955	1,500		7,555	2,000	155	1,500	3,580	750
Number of lanes	3	3	4	3	3	3	3	4	3	3	3	3	3		3	3	3	3		3	3	3	3	3	3
Free Flow Speed (mph)	65	65	65	65	70	70	70	70	70	70	70	70	70		70	70	70	70		70	70	70	70	70	70
Segment demand (vph)	4,314	4,897	5,582	5,167	4,696	5,119	5,777	5,777	5,777	4,817	6,185	6,185	6,185		6,185	6,185	5,392	5,883		5,883	5,883	5,883	5,883	4,853	5,288
On-Ramp demand (vph)		583	685			423	658					1,368													435
Off-Ramp demand (vph)			415	471					960							793									1,030
Ramp-to-Ramp demand (vph)																									
Travel time per vehicle (min)	0.64	0.20	0.70	0.15	0.65	0.42	0.31	0.14	0.30	0.44	0.32	0.55	0.75		2.71	0.29	0.78	0.31		3.00	0.79	0.06	0.30	0.90	0.15
VMTD Veh-miles (Demand)	2,217	867	3,146	734	2,424	1,939	1,641	706	1,641	1,829	1,757	1,722	2,343		8,481	1,757	3,018	1,671		8,418	2,228	173	1,671	3,290	751
VMTV Veh-miles (Volume)	2,060	813	2,974	693	2,289	1,838	1,566	673	1,566	1,742	1,614	1,582	2,152		7,791	1,614	2,772	1,546		8,056	2,133	165	1,600	3,146	721
VHT travel (hrs)	42.96	15.36	61.50	12.54	48.40	33.89	28.63	13.17	27.11	33.63	30.14	52.05	70.81		256.34	27.82	64.76	28.02		281.28	74.46	5.77	27.78	69.88	12.75
VHD delay (hrs)	11.26	2.85	15.75	1.88	15.69	7.63	6.27	3.55	4.74	8.74	170.63	29.45	40.06		145.03	4.76	25.16	5.93		166.19	43.99	3.41	4.93	24.94	2.46
Space mean speed (mph)	48	53	48	55	47	54	55	51	58	52	54	30	30		30	58	43	55		29	29	29	58	45	57
Segment density (veh/mi/lane)	28	29	29	29	31	31	34	27	32	29	35	62	62		62	33	39	33		66	66	66	33	34	30
Segment density (pc/mi/lane)	32	33	33	34	36	35	38	31	36	33	40	71	71		71	37	44	37		75	75	75	37	40	34
Tolled Express Lane	TEL-W		TEL-ONR		GP	GP	GP	GP	GP	GP	GP	GP	GP	GP	GP	GP	GP	GP	GP	GP	GP	GP	GP	GP	
Space mean speed (mph)	65	65	48	60	70	54	55	51	58	52	54	30	30		30	58	43	55		29	29	29	58	45	57
Travel time per vehicle (min)	0.47	0.16	0.70	0.14	0.44	0.42	0.31	0.14	0.30	0.44	0.32	0.55	0.75		2.71	0.29	0.78	0.31		3.00	0.79	0.06	0.30	0.90	0.15
Volume (vph)	678	678	395	414	414	-	-	-	-	-	-	-	-		-	-	-	-		-	-	-	-	-	-
Level of Service (LOS)	A	A	A	A	A																				

SEGMENT	52	53	54	55	56	57	58	59	60	61	62	63	64	65	66	67	68	69	70	71	
Segment Length (ft)	400	2,000		14,995	2,000	745	750	4,315	1,500	3,500	3,000	3,240	1,500	2,995	1,500	490	2,000	2,280	1,500	2,995	1,500
Number of lanes	3	3		3	3	3	3	3	3	3	3	3	3	3	3	2	2	2	2	2	2
Free Flow Speed (mph)	70	70		70	70	70	70	70	70	70	70	70	70	70	70	70	70	70	70	70	70
Segment demand (vph)	3,869	3,869		3,869	3,869	3,869	3,869	2,761	3,359	3,359	3,359	3,359	2,737	3,371	3,371	3,371	3,371	3,371	3,030	3,179	
On-Ramp demand (vph)							1,108					622							341		
Off-Ramp demand (vph)								598							634						
Ramp-to-Ramp demand (vph)																					
Travel time per vehicle (min)	0.09	0.44		3.27	0.44	0.16	0.15	0.84	0.29	0.72	0.61	0.66	0.29	0.58	0.29	0.14	0.59	0.67	0.32	0.74	0.30
VMTD Veh-miles (Demand)	293	1,466		10,988	1,466	546	550	2,256	954	2,227	1,909	2,061	954	1,553	958	313	1,277	1,456	958	1,719	903
VMTV Veh-miles (Volume)	293	1,466		10,988	1,466	546	550	2,256	954	2,227	1,909	2,061	954	1,553	958	313	1,277	1,456	958	1,719	903
VHT travel (hrs)	5.63	28.15		211.02	28.15	10.48	9.56	38.78	16.22	40.10	34.37	37.12	16.35	26.63	16.30	8.06	32.91	37.52	17.74	37.39	16.01
VHD delay (hrs)	1.44	7.21		54.05	7.21	2.69	1.71	6.54	2.59	8.29	7.11	7.67	2.72	4.46	2.62	3.59	14.67	16.72	4.06	12.84	3.11
Space mean speed (mph)	52	52		52	52	52	57	58	59	56	56	56	58	58	59	39	39	39	39	54	46
Segment density (veh/mi/lane)	25	25		25	25	25	22	16	19	20	20	20	19	16	19	43	43	43	26	33	26
Segment density (pc/mi/lane)	28	28		28	28	28	26	18	22	23	23	22	23	18	22	50	50	50	30	38	30
Tolled Express Lane	GP	GP		GP	GP	GP	GP	GP	GP	GP	GP	GP	GP	GP	GP	GP	GP	GP	GP	GP	GP
Space mean speed (mph)	52	52		52	52	52	57	58	59	56	56	56	58	58	59	39	39	39	39	54	46
Travel time per vehicle (min)	0.09	0.44		3.27	0.44	0.16	0.15	0.84	0.29	0.72	0.61	0.66	0.29	0.58	0.29	0.14	0.59	0.67	0.32	0.74	0.30
Volume (vph)	-	-		-	-	-	-	-	-	-	-	-	-	-	-	-	-	-	-	-	-
Level of Service (LOS)																					

4:30 PM	C	C	C	C	C	B	B	B	C	C	C	B	B	B	E	E	E	C	D	C
4:45 PM	D	D	D	D	D	C	B	C	C	C	C	B	B	C	E	E	E	D	E	D
5:00 PM	C	C	C	C	C	B	B	C	C	C	C	B	B	C	F	F	F	D	E	D
5:15 PM	D	D	D	D	D	C	C	C	C	C	C	B	C	C	F	F	F	D	E	D
5:30 PM	D	D	D	D	D	C	B	B	C	C	C	B	B	C	E	E	E	C	D	D
5:45 PM	D	D	D	D	D	C	C	C	C	C	C	B	C	C	F	F	F	D	E	D
6:00 PM	D	D	D	D	D	C	C	C	C	C	C	B	B	C	F	F	F	D	D	C
6:15 PM	D	D	D	D	D	C	B	B	C	C	C	B	B	B	E	E	E	C	D	C

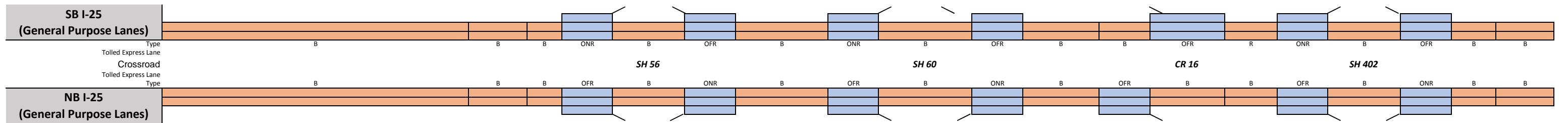


4:30 PM	E	E	E	E	E	B	C	C	D	D	D	C	E	D	F	F	F	D	D	C
4:45 PM	F	F	F	F	F	C	C	C	E	E	C	F	F	F	F	F	F	F	E	D
5:00 PM	F	F	F	F	F	C	C	C	E	D	F	F	F	F	F	F	F	F	E	D
5:15 PM	F	F	F	F	F	C	C	C	E	F	F	F	F	F	F	F	F	F	E	D
5:30 PM	F	F	F	F	F	C	C	C	F	F	F	F	F	F	F	F	F	F	E	D
5:45 PM	F	F	F	F	F	C	C	F	F	F	F	F	F	F	F	F	F	F	F	F
6:00 PM	F	F	F	F	F	E	F	F	F	F	F	F	F	F	F	F	F	F	E	D
6:15 PM	F	F	E	F	F	F	F	F	F	F	F	F	F	F	F	F	F	F	D	C

SEGMENT	52	53	54	55	56	57	58	59	60	61	62	63	64	65	66	67	68	69	70	71	
Segment Length (ft)	735	2,000		15,000	2,000	1,635	1,500	2,325	1,500	3,850	3,000	3,040	1,500	3,185	1,500	500	2,000	2,245	1,500	3,035	1,500
Number of lanes	3	3		3	3	3	3	3	3	3	3	3	3	2	2	2	2	2	2	2	2
Free Flow Speed (mph)	70	70		70	70	70	70	70	70	70	70	70	70	70	70	70	70	70	70	70	70
Segment demand (vph)	5,288	5,288		5,288	5,288	5,288	5,288	3,769	4,620	4,620	4,620	4,620	4,620	3,756	4,255	4,255	4,255	4,255	4,255	3,528	3,641
On-Ramp demand (vph)								851							499						
Off-Ramp demand (vph)							1,519					864									
Ramp-to-Ramp demand (vph)																					
Travel time per vehicle (min)	0.21	0.58		4.37	0.58	0.48	0.30	0.46	0.37	1.46	1.56	2.09	1.12	1.45	0.32	0.20	0.80	0.89	0.31	0.77	0.31
VMTD Veh-miles (Demand)	736	2,003		15,023	2,003	1,637	1,502	1,660	1,313	3,369	2,625	2,660	1,313	2,266	1,209	403	1,612	1,809	1,209	2,028	1,034
VMTV Veh-miles (Volume)	706	1,922		14,416	1,922	1,571	1,442	1,581	1,246	3,095	2,349	2,316	1,142	1,965	1,067	356	1,423	1,597	1,067	1,785	915
VHT travel (hrs)	18.10	49.25		369.36	49.25	40.26	25.36	27.75	26.88	103.54	107.32	139.97	75.19	78.70	20.28	12.46	49.85	55.95	19.29	39.80	16.82
VHD delay (hrs)	8.01	21.79		163.42	21.79	17.81	4.76	5.17	9.12	59.33	73.77	106.88	58.88	50.63	5.04	7.38	29.52	33.14	4.04	14.29	3.76
Space mean speed (mph)	39	39		39	39	39	57	57	46	30	22	17	15	25	53	29	29	29	29	55	45
Segment density (veh/mi/lane)	43	43		43	43	43	30	21	32	47	63	81	88	65	27	66	66	66	31	35	26
Segment density (pc/mi/lane)	50	50		50	50	50	34	24	36	54	72	93	101	75	31	76	76	76	36	40	30
Tolled Express Lane	GP	GP		GP	GP	GP	GP	GP	GP	GP	GP	GP	GP	GP	GP	GP	GP	GP	GP	GP	GP
Space mean speed (mph)	39	39		39	39	39	57	57	46	30	22	17	15	25	53	29	29	29	29	55	45
Travel time per vehicle (min)	0.21	0.58		4.37	0.58	0.48	0.30	0.46	0.37	1.46	1.56	2.09	1.12	1.45	0.32	0.20	0.80	0.89	0.31	0.77	0.31
Volume (vph)	-	-		-	-	-	-	-	-	-	-	-	-	-	-	-	-	-	-	-	-
Level of Service (LOS)																					

SEGMENT	72	73	74	75	76	77	78	79	80	81	82	83	84	85	86	87	88	89	90
Segment Length (ft)	18,155	2,000	425	1,500	3,020	1,500	4,340	1,500	3,245	1,500	5,790	3,075	750	895	1,165	2,870	750	705	2,000
Number of lanes	2	2	2	2	2	2	2	2	2	2	2	2	2	2	2	2	2	2	2
Free Flow Speed (mph)	70	70	70	70	70	70	70	70	70	70	70	70	70	70	70	70	70	70	70
Segment demand (vph)	3,179	3,183	3,183	3,183	2,758	3,499	3,499	3,499	3,172	3,592	3,592	3,592	4,423	4,423	4,423	3,721	4,495	4,495	4,495
On-Ramp demand (vph)				425				327							702				
Off-Ramp demand (vph)						741				420			831				774		
Ramp-to-Ramp demand (vph)																			
Travel time per vehicle (min)	4.76	0.46	0.10	0.31	0.63	0.31	1.07	0.31	0.72	0.30	1.43	0.76	0.15	0.19	0.25	1.47	0.19	0.21	0.74
VMTD Veh-miles (Demand)	10,931	1,206	256	904	1,577	994	2,876	994	1,949	1,020	3,939	2,092	628	750	976	2,023	638	600	1,703
VMTV Veh-miles (Volume)	10,931	1,065	226	799	1,366	858	2,482	858	1,655	864	3,335	1,771	534	637	829	1,660	529	498	1,413
VHT travel (hrs)	252.46	21.53	4.58	14.55	25.13	15.50	53.62	15.45	32.43	15.43	72.56	38.53	9.67	12.17	15.85	74.70	11.76	13.15	46.16
VHD delay (hrs)	96.30	6.31	1.34	3.13	5.62	3.24	18.16	3.19	8.79	3.09	24.92	13.23	2.05	3.08	4.01	50.98	4.20	6.04	25.98
Space mean speed (mph)	43	49	49	55	54	55	46	56	51	56	46	46	55	52	52	22	45	38	31
Segment density (veh/mi/lane)	37	28	28	24	22	23	33	23	26	25	33	33	31	37	27	69	41	49	61
Segment density (pc/mi/lane)	42	33	33	28	25	27	38	26	30	29	38	38	36	42	31	79	47	57	70
Tolled Express Lane	GP	GP	GP	GP	GP	GP	GP	GP	GP	GP	GP	GP	GP	GP	GP	GP	GP	GP	GP
Space mean speed (mph)	43	49	49	55	54	55	46	56	51	56	46	46	55	52	52	22	45	38	31
Travel time per vehicle (min)	4.76	0.46	0.10	0.31	0.63	0.31	1.07	0.31	0.72	0.30	1.43	0.76	0.15	0.19	0.25	1.47	0.19	0.21	0.74
Volume (vph)	-	-	-	-	-	-	-	-	-	-	-	-	-	-	-	-	-	-	-
Level of Service (LOS)																			

4:30 PM	D	C	C	C	C	C	E	C	D	D	E	E	F	F	F	E	F	F	F
4:45 PM	E	D	D	C	D	C	E	C	D	D	E	E	F	F	F	E	F	F	F
5:00 PM	E	D	D	C	C	C	E	C	D	D	E	E	F	F	F	F	F	F	F
5:15 PM	F	D	D	D	C	C	E	C	D	D	E	E	F	F	F	F	F	F	F
5:30 PM	E	D	D	C	C	C	E	C	D	D	E	E	F	F	F	F	F	F	F
5:45 PM	E	D	D	C	C	C	E	C	D	D	E	E	F	F	F	F	F	F	F
6:00 PM	E	D	D	C	C	C	E	C	D	D	E	E	F	F	F	F	F	F	F
6:15 PM	D	D	D	C	C	C	E	C	D	D	E	E	F	F	F	F	F	F	F

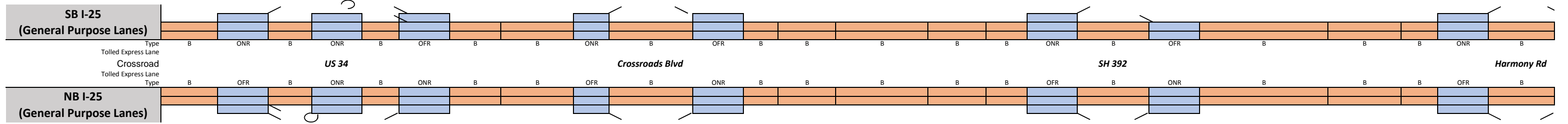


4:30 PM	E	E	E	D	D	D	E	D	E	D	F	D	D	D	C	D	C	E	E
4:45 PM	F	F	F	E	E	F	F	F	F	F	F	F	F	F	D	D	D	F	F
5:00 PM	F	F	F	E	D	D	F	E	F	D	F	E	E	E	D	D	D	F	F
5:15 PM	F	F	F	E	D	F	F	F	F	F	F	F	E	E	D	D	D	F	F
5:30 PM	F	F	F	E	E	F	F	F	F	F	F	F	E	E	D	D	D	F	F
5:45 PM	F	F	F	F	F	F	F	F	F	F	F	F	F	F	D	D	F	F	F
6:00 PM	E	F	F	F	F	E	F	F	F	D	F	E	F	F	D	F	F	F	F
6:15 PM	F	E	E	F	F	F	F	E	F	D	F	E	E	E	D	F	F	F	F

SEGMENT	72	73	74	75	76	77	78	79	80	81	82	83	84	85	86	87	88	89	90
Segment Length (ft)	18,150	2,000	500	1,500	2,890	1,500	4,225	1,500	4,255	1,500	3,160	1,500	3,095	1,610	1,500	2,930	1,500	1,095	2,000
Number of lanes	2	2	2	2	2	2	2	2	2	2	2	2	2	2	2	2	2	2	2
Free Flow Speed (mph)	70	70	70	70	70	70	70	70	70	70	70	70	70	70	70	70	70	70	70
Segment demand (vph)	3,641	3,641	3,641	3,641	3,242	3,825	3,825	3,825	3,530	3,868	3,868	3,868	3,345	3,345	3,345	2,878	3,609	3,609	3,609
On-Ramp demand (vph)						583				338									
Off-Ramp demand (vph)				399				295				523			467				
Ramp-to-Ramp demand (vph)																			
Travel time per vehicle (min)	6.28	0.61	0.16	0.33	0.77	0.34	1.52	0.35	1.47	0.33	1.26	0.31	0.84	0.43	0.31	0.63	0.34	0.34	0.65
VMTD Veh-miles (Demand)	12,516	1,379	345	1,034	1,775	1,087	3,061	1,087	2,845	1,099	2,315	1,099	1,961	1,020	950	1,597	1,025	748	1,367
VMTV Veh-miles (Volume)	12,393	1,362	340	1,018	1,731	1,064	2,985	1,058	2,755	1,067	2,248	1,067	1,903	990	923	1,538	990	720	1,306
VHT travel (hrs)	377.15	36.77	9.28	19.78	40.58	21.01	94.54	21.74	83.65	20.57	78.76	19.18	45.22	23.52	16.55	29.27	20.01	19.86	37.38
VHD delay (hrs)	200.11	17.32	4.42	5.24	15.85	5.82	51.90	6.62	44.30	5.32	46.64	3.94	18.03	9.38	3.37	7.30	5.86	9.57	18.72
Space mean speed (mph)	33	37	37	51	43	51	32	49	33	52	29	56	42	42	56	53	49	36	35
Segment density (veh/mi/lane)	55	49	49	34	37	32	59	37	52	29	66	31	39	39	27	26	31	48	49
Segment density (pc/mi/lane)	63	56	56	39	43	37	68	43	60	33	76	36	44	44	31	30	36	55	57
Tolled Express Lane	GP	GP	GP	GP	GP	GP	GP	GP	GP	GP	GP	GP	GP	GP	GP	GP	GP	GP	GP
Space mean speed (mph)	33	37	37	51	43	51	32	49	33	52	29	56	42	42	56	53	49	36	35
Travel time per vehicle (min)	6.28	0.61	0.16	0.33	0.77	0.34	1.52	0.35	1.47	0.33	1.26	0.31	0.84	0.43	0.31	0.63	0.34	0.34	0.65
Volume (vph)	-	-	-	-	-	-	-	-	-	-	-	-	-	-	-	-	-	-	-
Level of Service (LOS)																			

SEGMENT	91	92	93	94	95	96	97	98	99	100	101	102	103	104	105	106	107	108	109	110	111	112	113	114
Segment Length (ft)	2,640	1,500	405	755	1,250	1,500	1,435	3,000	1,500	3,480	1,500	700	2,000	4,255	2,000	460	1,500	3,240	1,500	6,730	3,000	455	1,500	3,025
Number of lanes	2	2	2	2	2	2	2	2	2	2	2	2	2	2	2	2	2	2	2	2	2	2	2	2
Free Flow Speed (mph)	70	70	70	70	70	70	70	70	70	70	70	70	70	70	70	70	70	70	70	70	70	70	70	70
Segment demand (vph)	4,495	4,495	3,739	3,739	3,332	4,231	4,231	4,231	4,231	3,294	4,193	4,193	4,193	4,193	4,201	4,201	4,201	3,610	4,463	4,463	4,463	4,463	4,463	3,167
On-Ramp demand (vph)		756		407					937								591						1,296	
Off-Ramp demand (vph)						899						899							853					
Ramp-to-Ramp demand (vph)																								
Travel time per vehicle (min)	0.97	0.34	0.23	0.43	1.03	0.71	0.67	1.42	0.68	3.21	0.76	0.34	0.99	2.61	0.61	0.14	0.32	0.76	0.31	2.30	1.02	0.16	0.32	0.63
VMTD Veh-miles (Demand)	2,248	1,277	287	535	789	1,202	1,150	2,404	1,202	2,171	1,191	556	1,588	3,379	1,591	366	1,193	2,215	1,268	5,689	2,536	385	1,268	1,814
VMTV Veh-miles (Volume)	1,869	1,065	230	429	614	933	893	1,869	936	1,584	906	426	1,222	2,625	1,392	320	1,044	1,892	1,086	4,871	2,171	329	1,086	1,457
VHT travel (hrs)	60.13	21.07	11.60	21.27	44.34	38.75	36.97	77.90	37.46	128.72	40.68	18.28	52.97	141.79	37.23	8.56	19.58	38.82	19.69	146.42	65.27	9.90	20.65	26.64
VHD delay (hrs)	33.43	5.85	8.31	15.14	35.57	25.41	24.21	51.20	39.19	106.10	27.73	12.19	35.51	104.29	17.34	3.99	4.67	11.79	4.18	76.84	34.25	5.20	14.29	5.82
Space mean speed (mph)	31	51	20	20	14	24	24	24	25	12	22	23	23	19	37	37	53	49	55	33	33	33	53	55
Segment density (veh/mi/lane)	60	31	76	74	94	68	68	69	66	98	72	69	70	88	49	49	27	32	35	57	57	57	27	23
Segment density (pc/mi/lane)	69	36	87	86	108	78	78	79	76	112	82	79	80	101	55	55	30	35	39	65	65	65	30	26
Tolled Express Lane	GP	GP	GP	GP	GP	GP	GP	GP	GP	GP	GP	GP	GP	GP	GP	GP	GP	GP	GP	GP	GP	GP	GP	GP
Space mean speed (mph)	31	51	20	20	14	24	24	24	25	12	22	23	23	19	37	37	53	49	55	33	33	33	53	55
Travel time per vehicle (min)	0.97	0.34	0.23	0.43	1.03	0.71	0.67	1.42	0.68	3.21	0.76	0.34	0.99	2.61	0.61	0.14	0.32	0.76	0.31	2.30	1.02	0.16	0.32	0.63
Volume (vph)	-	-	-	-	-	-	-	-	-	-	-	-	-	-	-	-	-	-	-	-	-	-	-	-
Level of Service (LOS)																								

4:30 PM	F	F	F	F	F	F	F	F	F	D	F	F	F	F	F	F	F	D	F	F	F	F	F	C
4:45 PM	F	F	F	F	F	F	F	F	F	C	F	F	F	F	F	F	F	E	F	F	F	F	F	D
5:00 PM	F	F	F	F	F	F	F	F	F	F	F	F	F	F	F	F	F	E	F	F	F	F	F	D
5:15 PM	F	F	F	F	F	F	F	F	F	F	F	F	F	F	F	F	F	D	F	F	F	F	F	D
5:30 PM	F	F	F	F	F	F	F	F	F	F	F	F	F	F	F	F	F	D	F	F	F	F	F	C
5:45 PM	F	F	F	F	F	F	F	F	F	F	F	F	F	F	F	F	F	E	F	F	F	F	F	D
6:00 PM	F	F	F	F	F	F	F	F	F	F	F	F	F	F	F	F	F	E	F	F	F	F	F	D
6:15 PM	F	F	F	F	F	F	F	F	F	F	F	F	F	F	F	F	F	E	F	F	F	F	F	D

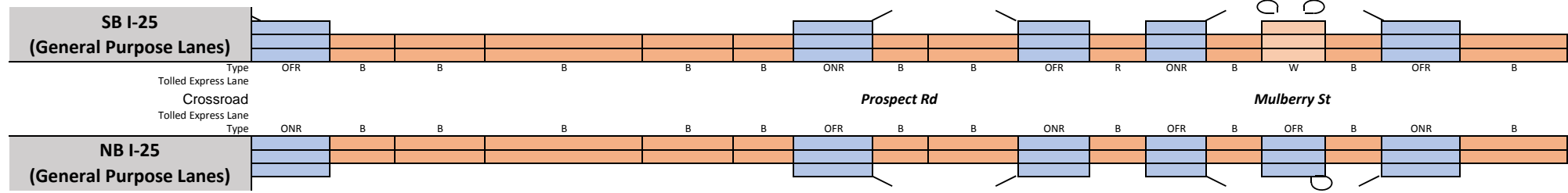


4:30 PM	E	C	C	B	D	D	F	F	D	D	D	F	F	F	F	F	D	E	D	F	F	D	D
4:45 PM	F	C	D	C	E	F	F	F	F	E	F	F	F	F	F	F	F	F	F	F	F	F	D
5:00 PM	F	C	D	D	F	F	F	F	F	F	F	F	F	F	F	F	F	F	F	F	F	F	D
5:15 PM	F	C	D	F	F	F	F	F	F	F	F	F	F	F	F	F	F	D	F	F	F	F	D
5:30 PM	E	F	F	F	F	F	F	F	F	F	F	F	F	F	F	F	F	E	F	F	F	F	D
5:45 PM	F	F	F	F	F	F	F	F	F	F	F	F	F	F	F	F	F	F	F	F	F	F	D
6:00 PM	F	F	F	F	F	F	F	F	F	F	F	F	F	F	F	F	F	F	F	F	F	F	D
6:15 PM	F	F	F	F	F	F	F	F	F	F	D	F	F	F	F	F	F	F	D	F	F	F	D

SEGMENT	91	92	93	94	95	96	97	98	99	100	101	102	103	104	105	106	107	108	109	110	111	112	113	114
Segment Length (ft)	1,925	1,500	1,050	1,500	600	1,500	1,545	3,000	540	3,680	1,500	500	2,000	4,255	2,000	900	1,500	2,900	1,500	6,630	3,000	600	1,500	2,565
Number of lanes	2	2	2	2	2	2	2	2	2	2	2	2	2	2	2	2	2	2	2	2	2	2	2	2
Free Flow Speed (mph)	70	70	70	70	70	70	70	70	70	70	70	70	70	70	70	70	70	70	70	70	70	70	70	70
Segment demand (vph)	3,609	3,609	2,731	3,073	3,073	3,991	3,991	3,991	3,991	3,170	3,996	3,996	3,996	3,996	3,996	3,996	3,996	3,290	3,977	3,977	3,977	3,977	3,977	2,792
On-Ramp demand (vph)				342		918							826											
Off-Ramp demand (vph)		878							821								706							1,185
Ramp-to-Ramp demand (vph)																								
Travel time per vehicle (min)	0.60	0.43	0.55	0.76	0.39	0.33	0.62	1.07	0.12	1.41	0.32	0.20	0.80	1.69	0.80	0.36	0.32	0.89	0.33	2.62	1.19	0.24	0.31	0.56
VMTD Veh-miles (Demand)	1,316	1,025	543	873	349	1,134	1,168	2,268	408	2,209	1,135	378	1,514	3,220	1,514	681	1,135	1,807	1,130	4,994	2,260	452	1,130	1,356
VMTV Veh-miles (Volume)	1,249	968	506	810	323	1,067	1,099	2,134	384	2,042	1,067	356	1,423	3,027	1,423	640	1,067	1,682	1,065	4,709	2,131	426	1,065	1,274
VHT travel (hrs)	34.49	24.46	23.40	36.26	18.28	20.46	38.51	67.20	7.27	68.92	20.28	12.46	49.85	106.05	49.85	22.43	20.05	45.30	20.39	163.80	74.12	14.82	19.62	24.58
VHD delay (hrs)	16.65	10.63	16.17	24.69	13.67	15.27	22.80	36.71	1.78	39.74	5.03	7.38	29.52	62.80	29.52	13.28	4.81	21.27	5.17	96.53	43.68	8.74	4.40	6.38
Space mean speed (mph)	36	40	22	22	18	52	29	32	53	30	53	29	29	29	29	29	53	37	52	29	29	29	54	52
Segment density (veh/mi/lane)	47	39	59	64	80	28	66	59	33	49	26	66	66	66	66	66	33	41	28	65	65	65	30	25
Segment density (pc/mi/lane)	54	45	68	73	92	32	76	68	38	57	30	76	76	76	76	76	38	47	32	75	75	75	35	29
Tolled Express Lane	GP	GP	GP	GP	GP	GP	GP	GP	GP	GP	GP	GP	GP	GP	GP	GP	GP	GP	GP	GP	GP	GP	GP	GP
Space mean speed (mph)	36	40	22	22	18	52	29	32	53	30	53	29	29	29	29	29	53	37	52	29	29	29	54	52
Travel time per vehicle (min)	0.60	0.43	0.55	0.76	0.39	0.33	0.62	1.07	0.12	1.41	0.32	0.20	0.80	1.69	0.80	0.36	0.32	0.89	0.33	2.62	1.19	0.24	0.31	0.56
Volume (vph)	-	-	-	-	-	-	-	-	-	-	-	-	-	-	-	-	-	-	-	-	-	-	-	-
Level of Service (LOS)																								

SEGMENT	115	116	117	118	119	120	121	122	123	124	125	126	127	128	129	130	131		
Segment Length (ft)	1,500	500	2,000	4,840	2,000	500	1,500	535	2,000	775	715	1,160	700	420	750	1,500	2,700	276,955	
Number of lanes	2	2	2	2	2	2	2	2	2	2	2	2	2	3	2	2	2		
Free Flow Speed (mph)	70	70	70	70	70	70	70	70	70	70	70	70	70	70	70	70	70		
Segment demand (vph)	3,913	3,913	3,913	3,913	3,913	3,913	3,913	2,822	2,822	3,020	3,020	3,020	2,509	2,593	1,758	1,928	1,928		
On-Ramp demand (vph)							1,091					511		835					
Off-Ramp demand (vph)	746									198				84		170			
Ramp-to-Ramp demand (vph)																			
Travel time per vehicle (min)	0.31	0.12	0.48	1.16	0.48	0.12	0.31	0.10	0.39	0.16	0.14	0.23	0.13	0.09	0.15	0.30	0.53	74.99	
VMTD Veh-miles (Demand)	1,112	371	1,482	3,587	1,482	371	1,112	286	1,069	443	409	663	333	206	250	548	986	208,279	
VMTV Veh-miles (Volume)	894	298	1,192	2,886	1,192	298	894	208	779	324	299	484	225	140	250	548	986	194,667	
VHT travel (hrs)	16.13	6.27	25.08	60.69	25.08	6.27	16.33	3.59	13.42	5.74	5.29	8.43	3.76	2.76	4.26	9.72	17.07	4,566.65	
VHD delay (hrs)	3.36	2.01	8.04	19.47	8.04	2.01	3.56	0.61	2.29	1.11	1.03	1.51	0.55	0.76	0.69	1.89	2.99	1,721.61	
Space mean speed (mph)	55	48	48	48	48	48	55	58	58	56	56	57	60	51	59	56	58	43	
Segment density (veh/mi/lane)	24	33	33	33	33	33	25	18	18	17	24	15	14	17	15	16	17	33	
Segment density (pc/mi/lane)	27	37	37	37	37	37	28	20	20	18	26	17	16	18	17	19	19	39	
Tolled Express Lane	GP	GP	GP	GP	GP	GP	GP	GP	GP	GP	GP	GP	GP	GP	GP	GP	GP	GP	TEL
Space mean speed (mph)	55	48	48	48	48	48	55	58	58	56	56	57	60	51	59	56	58	59	
Travel time per vehicle (min)	0.31	0.12	0.48	1.16	0.48	0.12	0.31	0.10	0.39	0.16	0.14	0.23	0.13	0.09	0.15	0.30	0.53	71.00	
Volume (vph)	-	-	-	-	-	-	-	-	-	-	-	-	-	-	-	-	-	-	3.99
Level of Service (LOS)																			

4:30 PM	C	D	D	D	D	D	C	B	B	B	B	B	B	B	B	B	B	B
4:45 PM	C	E	E	E	E	E	D	C	C	B	B	B	B	B	B	B	B	B
5:00 PM	C	E	E	E	E	E	C	C	C	B	B	B	B	B	B	B	B	C
5:15 PM	F	F	F	F	F	F	F	C	C	B	B	B	B	B	B	B	B	C
5:30 PM	F	F	F	F	F	F	F	C	C	B	B	B	B	B	B	B	B	C
5:45 PM	F	F	F	F	F	F	F	C	C	B	B	B	B	B	B	B	B	C
6:00 PM	F	F	F	F	F	F	F	C	C	B	B	B	B	B	B	B	B	C
6:15 PM	F	F	F	F	F	F	F	C	C	B	B	B	B	B	B	B	B	C

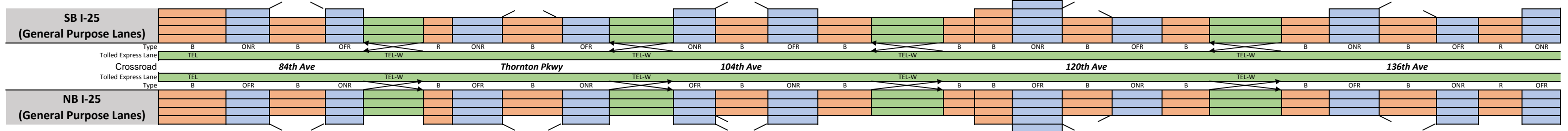


4:30 PM	D	F	F	F	F	F	C	C	C	C	E	D	C	C	B	C
4:45 PM	F	F	F	F	F	F	F	D	D	C	F	D	D	C	C	D
5:00 PM	D	F	F	F	F	F	C	D	D	C	F	D	D	C	C	C
5:15 PM	D	F	F	F	F	F	C	D	D	C	F	D	D	C	C	C
5:30 PM	F	F	F	F	F	F	F	D	D	C	E	D	D	C	C	C
5:45 PM	F	F	F	F	F	F	F	D	D	F	F	F	D	C	C	C
6:00 PM	F	F	F	F	F	F	F	D	D	C	F	D	D	C	C	C
6:15 PM	D	F	F	F	F	F	C	D	D	C	F	D	D	C	C	C

SEGMENT	115	116	117	118	119	120	121	122	123	124	125	126	127	128	129	130	131		
Segment Length (ft)	1,500	900	2,000	4,840	2,000	740	1,500	525	2,000	1,165	570	750	510	840	550	1,500	2,700	277,130	
Number of lanes	2	2	2	2	2	2	2	2	2	2	2	2	2	2	2	2	2		
Free Flow Speed (mph)	70	70	70	70	70	70	70	70	70	70	70	70	70	70	70	70	70		
Segment demand (vph)	3,915	3,915	3,915	3,915	3,915	3,915	3,915	2,856	2,856	3,445	3,445	3,445	2,747	2,747	2,148	2,382	2,382		
On-Ramp demand (vph)	1,123									589						234			
Off-Ramp demand (vph)							1,059					698		599					
Ramp-to-Ramp demand (vph)																			
Travel time per vehicle (min)	0.33	0.34	0.76	1.85	0.76	0.28	0.31	0.12	0.45	0.24	0.16	0.15	0.11	0.19	0.11	0.30	0.56	88.18	
VMTD Veh-miles (Demand)	1,112	667	1,483	3,589	1,483	549	1,112	284	1,082	760	372	489	265	437	224	677	1,218	238,217	
VMTV Veh-miles (Volume)	1,055	633	1,406	3,403	1,406	520	1,055	269	1,024	726	355	468	253	417	213	648	1,167	223,356	
VHT travel (hrs)	20.18	21.27	47.28	114.41	47.28	17.49	19.34	5.28	20.13	13.16	8.69	8.46	4.89	8.25	3.75	11.27	21.16	6,244.02	
VHD delay (hrs)	13.03	12.23	27.19	65.79	27.19	10.06	4.27	1.44	5.50	2.79	3.62	1.78	1.27	2.29	0.70	2.01	4.48	3,636.98	
Space mean speed (mph)	52	30	30	30	30	30	55	51	51	55	41	55	52	51	57	58	55	36	
Segment density (veh/mi/lane)	28	62	62	62	62	62	21	27	27	23	40	28	25	20	18	16	21	46	
Segment density (pc/mi/lane)	32	72	72	72	72	72	24	31	31	26	46	32	29	23	21	18	24	53	
Tolled Express Lane	GP	GP	GP	GP	GP	GP	GP	GP	GP	GP	GP	GP	GP	GP	GP	GP	GP	GP	TEL
Space mean speed (mph)	52	30	30	30	30	30	55	51	51	55	41	55	52	51	57	58	55	56	
Travel time per vehicle (min)	0.33	0.34	0.76	1.85	0.76	0.28	0.31	0.12	0.45	0.24	0.16	0.15	0.11	0.19	0.11	0.30	0.56	82.21	
Volume (vph)	-	-	-	-	-	-	-	-	-	-	-	-	-	-	-	-	-	-	5.97
Level of Service (LOS)																			

SEGMENT	1	2	3	4	5	6	7	8	9	10	11	12	13	14	15	16	17	18	19	20	21	22	23	24	25	26	27	28	
Segment Length (ft)	2,700	1,500	1,865	1,100	2,530	715	750	1,835	750	2,900	1,045	1,735	1,010	2,190	3,100	95	800	1,500	1,575	1,500	1,400	3,000	1,315	1,500	2,095	750	1,390	750	
Number of lanes	4	4	3	3	4	3	3	3	3	4	3	3	3	3	4	3	4	3	3	3	3	4	3	3	3	3	3	3	
Free Flow Speed (mph)	60	60	60	60	60	60	60	60	60	60	60	60	60	60	60	60	60	60	65	65	65	65	65	65	65	65	65	65	
Segment demand (vph)	5,636	5,636	4,325	5,145	6,582	5,179	5,179	4,307	5,134	6,551	5,206	4,069	4,960	4,960	6,299	5,119	5,119	5,119	3,797	4,878	4,878	6,056	5,044	5,044	3,902	4,586	4,586	4,586	
On-Ramp demand (vph)		1,311			1,403			872		1,345	1,137				1,180			1,322				1,012		1,142				1,088	
Off-Ramp demand (vph)				820	1,437				827	1,417			891		1,339					1,081		1,178				684			
Ramp-to-Ramp demand (vph)																													
Travel time per vehicle (min)	0.73	0.29	0.52	0.24	0.72	0.17	0.18	0.48	0.17	0.78	0.25	0.47	0.22	0.74	0.84	0.03	0.20	0.34	0.38	0.31	0.45	0.72	0.45	0.33	0.51	0.16	0.30	0.16	
VMTD Veh-miles (Demand)	2,882	1,601	1,528	1,072	3,154	701	736	1,497	729	3,598	1,030	1,337	949	2,057	3,698	92	776	1,454	1,133	1,386	1,293	3,441	1,256	1,433	1,548	651	1,207	651	
VMTV Veh-miles (Volume)	2,880	1,600	1,527	1,071	3,151	701	735	1,495	729	3,598	1,030	1,337	949	2,057	3,698	92	776	1,454	1,133	1,386	1,293	3,441	1,256	1,433	1,548	651	1,207	651	
VHT travel (hrs)	68.94	27.25	37.78	20.93	78.43	14.54	15.25	34.56	14.25	84.64	21.36	31.59	18.53	60.87	88.30	2.90	17.45	29.37	23.97	25.48	36.21	73.05	37.95	27.68	33.34	11.99	22.99	12.40	
VHD delay (hrs)	20.93	0.58	12.34	3.08	25.90	2.86	3.04	9.64	2.10	24.68	4.32	9.31	2.71	26.58	26.66	1.37	4.52	5.13	6.54	4.16	16.31	20.11	18.63	5.63	9.52	1.96	4.42	2.38	
Space mean speed (mph)	42	59	40	51	40	48	48	43	51	43	48	42	51	34	42	32	44	50	47	54	36	47	33	52	46	54	53	53	
Segment density (veh/mi/lane)	34	24	36	33	40	36	36	33	33	37	36	32	32	49	37	54	29	34	27	30	46	31	51	32	28	28	29	29	
Segment density (pc/mi/lane)	39	28	42	39	47	42	42	39	39	44	42	38	38	57	43	63	34	40	32	35	53	37	60	38	33	33	34	34	
Tolled Express Lane	TEL				TEL-W					TEL-W					TEL-W						TEL-W								
Space mean speed (mph)	42	60	60	57	40	60	60	60	55	43	60	60	60	59	42	60	60	60	65	65	63	47	65	65	65	65	65	65	65
Travel time per vehicle (min)	0.73	0.28	0.35	0.22	0.72	0.14	0.14	0.35	0.16	0.78	0.20	0.33	0.19	0.42	0.84	0.02	0.15	0.28	0.28	0.26	0.25	0.72	0.23	0.26	0.37	0.13	0.24	0.13	
Volume (vph)	1,438	1,438	1,438	1,438	1,104	1,416	1,416	1,416	1,416	1,219	1,340	1,340	1,340	1,340	1,034	1,179	1,179	1,179	1,179	1,179	1,179	902	1,012	1,012	1,012	1,012	1,012	1,012	
Level of Service (LOS)	D	C	C	C	D	C	C	C	C	D	C	C	C	C	C	C	C	C	C	C	C	C	B	B	B	B	B	B	

4:30 PM	E	D	E	C	F	D	D	E	D	E	D	D	C	F	E	F	D	C	D	D	F	D	F	C	D	E	E	C
4:45 PM	E	D	E	C	F	D	D	E	E	F	D	E	D	F	F	F	E	C	D	D	F	E	F	D	E	E	E	D
5:00 PM	E	D	E	C	F	D	D	E	E	F	D	E	D	F	F	F	E	C	D	D	F	E	F	D	E	E	E	D
5:15 PM	E	D	E	C	F	D	D	E	E	F	D	E	C	F	E	F	D	C	D	D	F	E	F	D	E	E	E	D
5:30 PM	E	D	E	C	F	D	D	E	D	F	D	D	C	F	E	F	D	C	D	D	F	D	F	D	E	E	E	C
5:45 PM	E	D	E	D	F	F	F	D	E	F	F	E	C	F	F	F	D	C	D	D	F	E	F	D	E	E	E	D
6:00 PM	E	D	E	F	F	F	F	D	F	F	F	E	C	F	F	F	D	C	D	D	F	E	F	D	E	E	F	D
6:15 PM	E	D	E	F	F	F	F	E	E	F	F	E	D	F	F	F	E	C	D	E	F	E	F	D	E	F	F	D

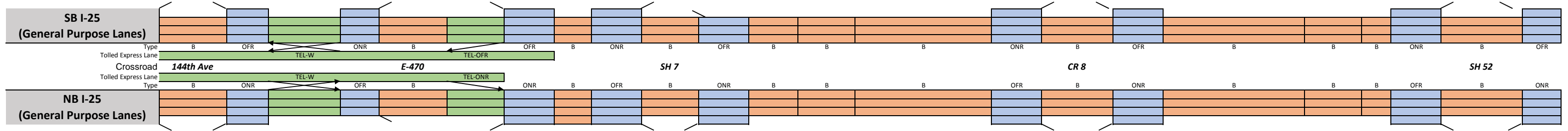


4:30 PM	F	F	F	F	F	F	F	E	F	F	F	E	F	F	E	F	D	F	E	F	F	E	F	F	E	D	D	D	
4:45 PM	F	F	F	F	F	F	F	F	F	F	F	E	F	F	F	F	D	F	E	F	F	F	E	F	F	E	D	D	D
5:00 PM	F	F	F	F	F	F	F	F	F	F	F	E	F	F	F	F	D	F	E	F	F	F	E	F	F	E	F	F	F
5:15 PM	F	F	F	F	F	F	F	F	F	F	F	E	F	F	F	F	D	F	E	F	F	F	F	E	F	F	F	F	
5:30 PM	F	F	F	F	F	F	F	F	F	F	F	E	F	F	F	F	D	F	E	F	F	F	F	E	F	F	F	F	
5:45 PM	F	F	F	F	F	F	F	F	F	F	F	E	F	F	F	F	D	F	F	F	F	F	F	E	F	F	F	F	
6:00 PM	F	F	F	F	F	F	F	F	F	F	F	E	F	F	F	F	D	F	F	F	F	F	F	E	F	F	F	F	
6:15 PM	F	F	F	F	F	F	F	F	F	F	F	E	F	F	F	F	D	F	E	F	F	F	F	E	F	F	F	F	

SEGMENT	1	2	3	4	5	6	7	8	9	10	11	12	13	14	15	16	17	18	19	20	21	22	23	24	25	26	27	28	
Segment Length (ft)	2,700	1,100	1,875	750	2,200	170	1,500	2,180	1,350	2,450	995	1,700	1,500	1,765	3,000	310	715	1,500	1,525	1,500	1,400	3,000	1,380	1,500	2,040	1,015	1,070	745	
Number of lanes	4	4	3	3	4	4	3	3	3	4	3	3	3	3	4	3	4	3	3	3	3	4	3	3	3	3	3	3	
Free Flow Speed (mph)	60	60	60	60	60	60	60	60	60	60	60	60	60	60	60	60	60	60	65	65	65	65	65	65	65	65	65	65	
Segment demand (vph)	6,687	6,687	5,382	6,186	7,716	6,393	6,393	5,507	6,469	7,802	6,695	5,496	6,185	6,185	7,289	6,314	6,314	6,314	5,348	6,167	6,167	7,158	6,327	6,327	5,140	5,891	5,891	5,891	
On-Ramp demand (vph)				804	1,530				962	1,333			689		1,104					819		991		1,187					
Off-Ramp demand (vph)		1,305			1,323			886		1,107	1,199				975			966				831		1,187				1,192	
Ramp-to-Ramp demand (vph)																													
Travel time per vehicle (min)	1.68	0.68	0.99	0.21	0.63	0.12	0.48	1.13	0.37	0.89	0.22	0.46	0.35	0.56	0.80	0.11	0.18	0.33	0.40	0.33	0.48	1.19	0.51	0.31	0.52	0.23	0.24	0.16	
VMTD Veh-miles (Demand)	3,419	1,393	1,911	879	3,215	206	1,816	2,274	1,654	3,620	1,262	1,770	1,757	2,068	4,141	371	855	1,794	1,545	1,752	1,635	4,067	1,654	1,797	1,986	1,132	1,194	831	
VMTV Veh-miles (Volume)	2,943	1,198	1,632	767	2,631	169	1,490	1,858	1,381	2,907	1,016	1,431	1,458	1,716	3,542	317	731	1,534	1,317	1,528	1,426	3,552	1,442	1,567	1,723	1,001	1,056	735	
VHT travel (hrs)	161.20	65.59	75.77	19.15	66.09	10.45	41.67	85.10	33.67	92.93	19.92	34.05	29.98	48.23	82.93	9.76	16.37	30.03	30.35	29.85	43.35	123.72	47.11	28.91	38.90	19.68	20.74	13.58	
VHD delay (hrs)	112.15	45.62	48.57	6.37	371.16	7.63	16.83	54.14	42.65	361.58	2.98	10.20	5.68	19.64	23.90	4.48	4.18	4.47	10.09	6.35	21.41	69.07	24.93	4.80	12.40	4.27	4.50	2.27	
Space mean speed (mph)	18	18	22	40	40	16	36	22	41	31	51	42	49	36	43	32	45	51	43	51	33	29	31	54	44	51	51	54	
Segment density (veh/mi/lane)	79	79	71	45	40	81	49	69	44	50	35	35	35	48	36	55	30	35	35	35	54	54	60	34	34	34	32		
Segment density (pc/mi/lane)	91	91	82	52	46	93	56	79	50	58	41	41	40	55	42	64	35	41	40	40	63	63	69	39	39	39	37		
Tolled Express Lane	TEL				TEL-W					TEL-W					TEL-W						TEL-W								
Space mean speed (mph)	18	53	60	60	40	45	59	60	60	31	54	60	60	60	43	50	57	60	65	65	65	29	61	65	65	65	65	65	
Travel time per vehicle (min)	1.68	0.24	0.36	0.14	0.63	0.04	0.29	0.41	0.26	0.89	0.21	0.32	0.28	0.33	0.80	0.07	0.14	0.29	0.27	0.26	0.24	1.19	0.26	0.26	0.36	0.18	0.19	0.13	
Volume (vph)	1,510	1,510	1,510	1,510	1,269	1,325	1,325	1,325	1,325	1,047	1,107	1,107	1,107	1,107	919	973	973	973	973	973									

SEGMENT	29	30	31	32	33	34	35	36	37	38	39	40	41	42	43	44	45	46	47	48	49	50	51			
Segment Length (ft)	2,720	1,280	3,000	1,280	3,650	2,000	750	685	750	2,535	1,500	520	2,000		7,390	1,500	2,750	1,500		7,610	2,000	295	1,500		3,030	1,500
Number of lanes	3	3	4	3	3	4	3	3	3	3	3	3	3		3	3	3	3		3	3	3	3		3	3
Free Flow Speed (mph)	65	65	65	65	70	70	70	70	70	70	70	70	70		70	70	70	70		70	70	70	70		70	70
Segment demand (vph)	3,498	4,125	5,137	4,318	3,912	4,733	5,532	5,532	5,532	4,194	5,188	5,188	5,188		5,188	5,188	4,562	4,939		4,939	4,939	4,939		4,939	4,253	
On-Ramp demand (vph)			819	406					1,338							626							1,005			
Off-Ramp demand (vph)		627	1,012			821	799				994							377								319
Ramp-to-Ramp demand (vph)																										
Travel time per vehicle (min)	0.63	0.26	0.63	0.27	0.83	0.45	0.15	0.25	0.17	0.58	0.30	0.16	0.63		2.32	0.31	0.69	0.29		2.15	0.55	0.08	0.30		0.66	0.29
VMTD Veh-miles (Demand)	1,802	1,000	2,919	1,047	2,704	1,793	786	718	786	2,014	1,474	511	1,965		7,261	1,474	2,376	1,403		7,119	1,871	276	1,403		2,258	1,208
VMTV Veh-miles (Volume)	1,802	1,000	2,919	1,047	2,704	1,793	786	718	786	2,014	1,474	511	1,965		7,261	1,474	2,376	1,403		7,119	1,861	275	1,396		2,243	1,201
VHT travel (hrs)	36.54	18.09	53.89	19.69	54.42	35.22	13.63	23.41	15.32	40.67	25.52	14.13	54.36		200.88	26.53	52.65	23.82		177.25	45.30	6.68	24.78		43.26	20.26
VHD delay (hrs)	8.82	2.71	8.99	3.59	15.78	9.61	2.41	13.15	5.45	11.90	4.46	6.84	26.29		97.15	5.47	18.71	3.78		75.56	18.71	2.76	4.84		11.21	3.11
Space mean speed (mph)	49	55	54	53	50	51	58	31	51	50	58	36	36		36	56	45	59		40	41	41	56		52	59
Segment density (veh/mi/lane)	24	25	23	27	26	23	32	60	36	28	30	48	48		48	31	34	28		41	40	40	29		25	24
Segment density (pc/mi/lane)	28	29	27	32	31	26	37	69	41	32	34	55	55		55	36	39	32		47	46	46	33		29	27
Tolled Express Lane	TEL-W		TEL-OFR		GP	GP	GP	GP	GP	GP	GP	GP	GP	GP	GP	GP	GP	GP	GP	GP	GP	GP	GP	GP	GP	GP
Space mean speed (mph)	65	64	54	66	70	51	58	31	51	50	58	36	36		36	56	45	59		40	41	41	56		52	59
Travel time per vehicle (min)	0.48	0.23	0.63	0.22	0.59	0.45	0.15	0.25	0.17	0.58	0.30	0.16	0.63		2.32	0.31	0.69	0.29		2.15	0.55	0.08	0.30		0.66	0.29
Volume (vph)	1,012	1,012	791	821	821	-	-	-	-	-	-	-	-		-	-	-	-		-	-	-	-		-	-
Level of Service (LOS)	B	B	B	B	B																					

4:30 PM	C	C	C	C	D	C	D	F	D	C	C	E	E	E	C	D	C	D	D	D	B	C	B
4:45 PM	D	C	C	C	D	C	D	F	D	D	D	F	F	F	C	E	C	E	E	E	C	D	C
5:00 PM	D	C	C	C	D	C	D	F	D	D	D	F	F	F	C	D	C	E	E	E	C	C	C
5:15 PM	D	C	C	C	D	C	D	F	F	D	D	F	F	F	D	F	C	F	F	F	C	D	C
5:30 PM	D	C	D	C	D	C	D	F	D	D	C	F	F	F	C	E	C	E	E	E	C	D	C
5:45 PM	D	C	D	C	D	C	D	F	F	E	D	D	F	F	C	E	C	F	F	F	C	D	C
6:00 PM	D	C	D	C	D	C	D	F	F	F	E	D	D	F	D	E	C	F	F	F	C	D	C
6:15 PM	D	C	D	C	D	C	D	F	F	F	D	D	D	F	F	F	C	E	F	F	C	D	C

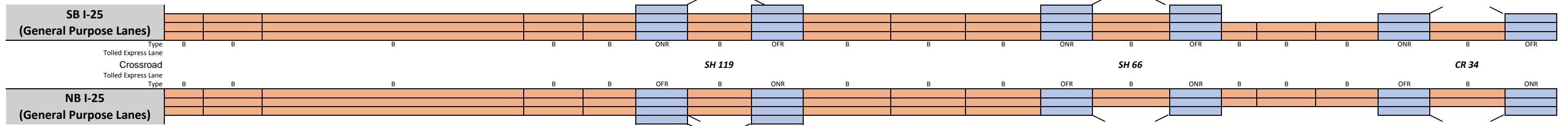


4:30 PM	D	C	D	D	D	E	F	D	F	E	F	F	F	F	F	E	F	F	F	F	F	E	C
4:45 PM	D	C	E	D	E	F	F	D	F	D	F	F	F	F	F	F	F	F	F	F	F	F	F
5:00 PM	D	C	E	F	E	F	F	D	F	D	F	F	F	F	F	F	F	F	F	F	F	F	F
5:15 PM	D	C	E	F	F	F	F	D	F	E	F	F	F	F	F	F	F	F	F	F	F	F	F
5:30 PM	D	C	E	F	F	F	F	D	F	E	F	F	F	F	F	F	F	F	F	F	F	F	F
5:45 PM	E	F	E	F	F	F	F	D	F	F	F	F	F	F	F	F	F	F	F	F	F	F	F
6:00 PM	D	F	F	F	F	F	F	D	F	F	F	F	F	F	F	F	F	F	F	F	F	F	F
6:15 PM	E	F	F	F	F	F	F	D	F	F	F	F	F	F	F	F	F	F	F	F	F	F	F

SEGMENT	29	30	31	32	33	34	35	36	37	38	39	40	41	42	43	44	45	46	47	48	49	50	51			
Segment Length (ft)	2,714	935	2,976	750	2,725	2,000	1,500	645	1,500	2,005	1,500	1,470	2,000		7,240	1,500	2,955	1,500		7,555	2,000	155	1,500		3,580	750
Number of lanes	3	3	4	3	3	3	3	4	3	3	3	3	3		3	3	3	3		3	3	3	3		3	3
Free Flow Speed (mph)	65	65	65	65	70	70	70	70	70	70	70	70	70		70	70	70	70		70	70	70	70		70	70
Segment demand (vph)	4,699	5,386	6,226	5,807	5,011	5,439	6,320	6,320	6,320	5,304	6,725	6,725	6,725		6,725	6,725	5,918	6,466		6,466	6,466	6,466		6,466	6,000	
On-Ramp demand (vph)		687	840			428	881				1,421															442
Off-Ramp demand (vph)			419	796					1,016							807										908
Ramp-to-Ramp demand (vph)																										
Travel time per vehicle (min)	0.66	0.20	0.74	0.19	1.39	0.89	0.32	0.15	0.30	0.54	0.32	0.55	0.75		2.72	0.29	0.74	0.31		3.01	0.80	0.06	0.29		0.95	0.15
VMTD Veh-miles (Demand)	2,415	954	3,509	825	2,586	2,060	1,795	772	1,795	2,014	1,911	1,872	2,547		9,221	1,911	3,312	1,837		9,252	2,449	190	1,837		3,768	852
VMTV Veh-miles (Volume)	2,140	859	3,161	739	2,265	1,820	1,615	694	1,615	1,798	1,614	1,582	2,152		7,791	1,614	2,794	1,574		8,063	2,134	165	1,601		3,271	748
VHT travel (hrs)	45.71	16.36	69.45	16.06	101.59	70.99	30.17	13.89	28.04	42.54	29.96	52.39	71.28		258.03	27.79	61.32	28.71		282.45	74.77	5.79	27.65		76.58	13.35
VHD delay (hrs)	12.78	3.14	20.81	4.69	69.24	44.99	7.44	3.96	4.97	16.85	44.08	29.79	40.53		146.73	4.73	21.41	6.23		167.27	44.28	3.43	4.79		29.85	2.67
Space mean speed (mph)	47	53	46	46	22	26	54	50	58	42	54	30	30		30	58	46	55		29	29	29	58		43	56
Segment density (veh/mi/lane)	30	31	33	38	66	62	35	28	33	37	35	63	63		63	33	37	34		66	66	66	32		38	31
Segment density (pc/mi/lane)	34	35	38	43	75	71	40	32	38	42	40	72	72		72	37	42	38		76	76	76	37		43	36
Tolled Express Lane	TEL-W		TEL-ONR		GP	GP	GP	GP	GP	GP	GP	GP	GP	GP	GP	GP	GP	GP	GP	GP	GP	GP	GP	GP	GP	
Space mean speed (mph)	65	65	46	59	70	26	54	50	58	42	54	30	30		30	58	46	55		29	29	29	58		43	56
Travel time per vehicle (min)	0.47	0.16	0.74	0.14	0.44	0.89	0.32	0.15	0.30	0.54	0.32	0.55	0.75		2.72	0.29	0.74	0.31		3.01	0.80	0.06	0.29		0.95	0.15
Volume (vph)	831	831	399	419	419	-	-	-	-	-	-	-	-		-	-	-	-		-	-	-	-		-	-
Level of Service (LOS)	B	B	A	A	A																					

SEGMENT	52	53	54	55	56	57	58	59	60	61	62	63	64	65	66	67	68	69	70	71	
Segment Length (ft)	400	2,000		14,995	2,000	745	750	4,315	1,500	3,500	3,000	3,240	1,500	2,995	1,500	490	2,000	2,280	1,500	2,995	1,500
Number of lanes	3	3		3	3	3	3	3	3	3	3	3	3	3	3	2	2	2	2	2	2
Free Flow Speed (mph)	70	70		70	70	70	70	70	70	70	70	70	70	70	70	70	70	70	70	70	70
Segment demand (vph)	4,253	4,253		4,253	4,253	4,253	4,253	3,125	3,822	3,822	3,822	3,822	3,193	3,785	3,785	3,785	3,785	3,785	3,428	3,637	
On-Ramp demand (vph)							1,128					629							357		
Off-Ramp demand (vph)								697							592						
Ramp-to-Ramp demand (vph)																					
Travel time per vehicle (min)	0.09	0.46		3.47	0.46	0.17	0.15	0.86	0.29	0.75	0.64	0.70	0.29	0.60	0.29	0.19	0.79	0.90	0.33	1.04	0.38
VMTD Veh-miles (Demand)	322	1,611		12,078	1,611	600	604	2,554	1,086	2,534	2,172	2,345	1,086	1,811	1,075	351	1,434	1,634	1,075	1,944	1,033
VMTV Veh-miles (Volume)	320	1,601		12,002	1,601	596	600	2,532	1,077	2,512	2,153	2,326	1,077	1,793	1,065	348	1,419	1,618	1,065	1,923	1,031
VHT travel (hrs)	6.52	32.60		244.43	32.60	12.14	10.55	44.54	18.36	47.44	40.66	43.91	18.60	31.68	18.09	12.06	49.23	56.12	20.50	58.94	22.94
VHD delay (hrs)	1.95	9.73		72.97	9.73	3.63	1.97	8.37	2.98	11.55	9.90	10.69	3.22	6.07	2.88	7.09	28.95	33.00	5.29	31.47	8.21
Space mean speed (mph)	49	49		49	49	49	49	57	59	53	53	53	58	57	59	29	29	29	52	33	45
Segment density (veh/mi/lane)	29	29		29	29	29	25	18	22	24	24	22	24	19	21	65	65	65	29	52	40
Segment density (pc/mi/lane)	33	33		33	33	33	28	21	25	27	27	25	27	21	24	75	75	75	33	60	46
Tolled Express Lane	GP	GP		GP	GP	GP	GP	GP	GP	GP	GP	GP	GP	GP	GP	GP	GP	GP	GP	GP	GP
Space mean speed (mph)	49	49		49	49	49	49	57	59	53	53	53	58	57	59	29	29	29	52	33	45
Travel time per vehicle (min)	0.09	0.46		3.47	0.46	0.17	0.15	0.86	0.29	0.75	0.64	0.70	0.29	0.60	0.29	0.19	0.79	0.90	0.33	1.04	0.38
Volume (vph)	-	-		-	-	-	-	-	-	-	-	-	-	-	-	-	-	-	-	-	-
Level of Service (LOS)																					

4:30 PM	C	C	C	C	C	C	C	B	C	C	C	C	B	B	B	E	E	E	C	D	C
4:45 PM	D	D	D	D	D	D	C	C	C	D	D	D	B	C	C	F	F	F	D	F	D
5:00 PM	D	D	D	D	D	D	C	C	C	D	D	D	B	C	C	F	F	F	D	F	D
5:15 PM	D	D	D	D	D	D	C	C	C	D	D	D	C	C	C	F	F	F	F	F	F
5:30 PM	D	D	D	D	D	D	C	C	C	D	D	D	C	C	C	F	F	F	D	F	F
5:45 PM	E	E	E	E	E	E	C	C	C	D	D	D	C	C	C	F	F	F	F	F	F
6:00 PM	E	E	E	E	E	E	C	C	C	D	D	D	C	C	C	F	F	F	F	F	F
6:15 PM	D	D	D	D	D	D	C	C	C	D	D	D	C	C	C	F	F	F	D	F	E

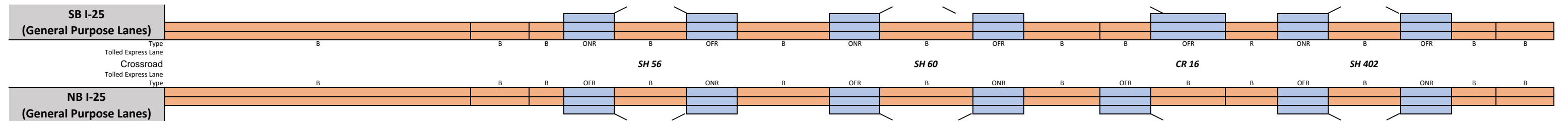


4:30 PM	F	F	F	F	F	C	D	C	E	E	D	F	F	F	F	F	F	F	F	E	D
4:45 PM	F	F	F	F	F	F	D	C	E	F	F	F	F	F	F	F	F	F	F	F	F
5:00 PM	F	F	F	F	F	F	C	F	F	F	F	F	F	F	F	F	F	F	F	F	F
5:15 PM	F	F	F	F	F	F	F	F	F	F	F	F	F	F	F	F	F	F	F	F	F
5:30 PM	F	F	F	F	F	F	F	F	F	F	F	F	F	F	F	F	F	F	F	F	F
5:45 PM	F	F	F	F	F	F	F	F	F	F	F	F	F	F	F	F	F	F	F	F	F
6:00 PM	F	F	F	F	F	F	F	F	F	F	F	F	F	F	F	F	F	F	F	F	F
6:15 PM	F	F	F	F	F	F	F	F	F	F	F	F	F	F	F	F	F	F	F	F	F

SEGMENT	52	53	54	55	56	57	58	59	60	61	62	63	64	65	66	67	68	69	70	71	
Segment Length (ft)	735	2,000		15,000	2,000	1,635	1,500	2,325	1,500	3,850	3,000	3,040	1,500	3,185	1,500	500	2,000	2,245	1,500	3,035	1,500
Number of lanes	3	3		3	3	3	3	3	3	3	3	3	3	2	2	2	2	2	2	2	2
Free Flow Speed (mph)	70	70		70	70	70	70	70	70	70	70	70	70	70	70	70	70	70	70	70	70
Segment demand (vph)	6,000	6,000		6,000	6,000	6,000	6,000	4,387	5,383	5,383	5,383	5,383	5,383	4,342	4,864	4,864	4,864	4,864	4,864	4,068	4,274
On-Ramp demand (vph)									996						522						
Off-Ramp demand (vph)							1,613					1,041								796	
Ramp-to-Ramp demand (vph)																					
Travel time per vehicle (min)	0.23	0.63		4.91	0.82	0.66	0.60	1.86	0.92	2.71	2.24	2.27	1.12	1.51	0.32	0.20	0.80	0.89	0.31	0.78	0.32
VMTD Veh-miles (Demand)	835	2,273		17,045	2,273	1,858	1,705	1,932	1,529	3,925	3,059	3,099	1,529	2,619	1,382	461	1,842	2,068	1,382	2,338	1,214
VMTV Veh-miles (Volume)	733	1,995		14,027	1,851	1,500	1,365	1,484	1,189	2,948	2,293	2,323	1,146	1,951	1,067	356	1,423	1,597	1,067	1,801	949
VHT travel (hrs)	20.43	55.58		403.85	66.94	53.44	48.09	104.57	64.51	182.69	150.88	152.95	75.28	81.21	20.28	12.46	49.85	55.95	19.27	40.62	17.61
VHD delay (hrs)	9.95	27.08		203.47	40.50	32.00	28.59	83.37	106.96	140.58	118.12	119.77	58.91	53.34	5.04	7.38	29.52	33.14	4.02	14.88	4.06
Space mean speed (mph)	36	36		35	28	28	28	14	18	16	15	15	15	24	53	29	29	29	55	44	54
Segment density (veh/mi/lane)	49	49		47	59	58	56	79	76	84	89	89	88	67	27	66	66	66	31	35	27
Segment density (pc/mi/lane)	56	56		54	68	66	65	91	87	96	102	102	102	77	31	76	76	76	36	41	31
Tolled Express Lane	GP	GP		GP	GP	GP	GP	GP	GP	GP	GP	GP	GP	GP	GP	GP	GP	GP	GP	GP	GP
Space mean speed (mph)	36	36		35	28	28	28	14	18	16	15	15	15	24	53	29	29	29	55	44	54
Travel time per vehicle (min)	0.23	0.63		4.91	0.82	0.66	0.60	1.86	0.92	2.71	2.24	2.27	1.12	1.51	0.32	0.20	0.80	0.89	0.31	0.78	0.32
Volume (vph)	-	-		-	-	-	-	-	-	-	-	-	-	-	-	-	-	-	-	-	-
Level of Service (LOS)																					

SEGMENT	72	73	74	75	76	77	78	79	80	81	82	83	84	85	86	87	88	89	90
Segment Length (ft)	18,155	2,000	425	1,500	3,020	1,500	4,340	1,500	3,245	1,500	5,790	3,075	750	895	1,165	2,870	750	705	2,000
Number of lanes	2	2	2	2	2	2	2	2	2	2	2	2	2	2	2	2	2	2	2
Free Flow Speed (mph)	70	70	70	70	70	70	70	70	70	70	70	70	70	70	70	70	70	70	70
Segment demand (vph)	3,637	3,641	3,641	3,641	3,319	3,978	3,978	3,978	3,298	4,162	4,162	4,162	4,749	4,749	4,749	4,001	4,747	4,747	4,747
On-Ramp demand (vph)				322				680							748				
Off-Ramp demand (vph)						659				864			587				746		
Ramp-to-Ramp demand (vph)																			
Travel time per vehicle (min)	5.22	0.51	0.11	0.31	0.69	0.31	1.22	0.31	0.71	0.31	1.61	0.85	0.15	0.19	0.25	1.61	0.25	0.24	0.66
VMTD Veh-miles (Demand)	12,506	1,379	293	1,034	1,898	1,130	3,270	1,130	2,027	1,182	4,564	2,424	675	805	1,048	2,175	674	634	1,798
VMTV Veh-miles (Volume)	12,506	1,174	249	880	1,588	943	2,728	943	1,622	936	3,614	1,919	534	637	829	1,635	508	478	1,357
VHT travel (hrs)	316.45	26.08	5.54	16.26	31.76	16.97	67.46	17.32	31.42	16.93	88.19	46.84	9.57	12.17	15.85	80.80	15.02	14.06	39.54
VHD delay (hrs)	137.80	9.31	1.98	3.69	9.07	3.50	28.48	3.85	8.25	3.55	36.56	19.42	1.95	3.08	4.01	57.44	7.77	7.23	20.15
Space mean speed (mph)	40	45	45	54	50	56	40	54	52	55	41	41	56	52	52	20	34	34	34
Segment density (veh/mi/lane)	46	34	34	27	28	26	41	25	26	27	40	40	31	38	27	74	53	53	52
Segment density (pc/mi/lane)	53	40	40	31	32	30	47	28	29	31	46	46	36	44	31	85	61	61	60
Tolled Express Lane	GP	GP	GP	GP	GP	GP	GP	GP	GP	GP	GP	GP	GP	GP	GP	GP	GP	GP	GP
Space mean speed (mph)	40	45	45	54	50	56	40	54	52	55	41	41	56	52	52	20	34	34	34
Travel time per vehicle (min)	5.22	0.51	0.11	0.31	0.69	0.31	1.22	0.31	0.71	0.31	1.61	0.85	0.15	0.19	0.25	1.61	0.25	0.24	0.66
Volume (vph)	-	-	-	-	-	-	-	-	-	-	-	-	-	-	-	-	-	-	-
Level of Service (LOS)																			

4:30 PM	D	D	D	C	D	C	E	C	D	D	F	F	F	F	F	D	F	F	F
4:45 PM	F	E	E	D	D	F	F	F	D	F	F	F	F	F	F	F	F	F	F
5:00 PM	F	E	E	D	D	F	F	F	D	F	F	F	F	F	F	F	F	F	F
5:15 PM	F	F	F	F	D	F	F	F	D	F	F	F	F	F	F	F	F	F	F
5:30 PM	E	E	E	D	D	D	F	D	D	F	F	F	F	F	F	F	F	F	F
5:45 PM	F	E	E	D	D	F	F	F	D	F	F	F	F	F	F	F	F	F	F
6:00 PM	E	E	E	D	D	F	F	F	D	F	F	F	F	F	F	F	F	F	F
6:15 PM	D	E	E	D	D	D	E	C	D	F	F	F	F	F	F	F	F	F	F

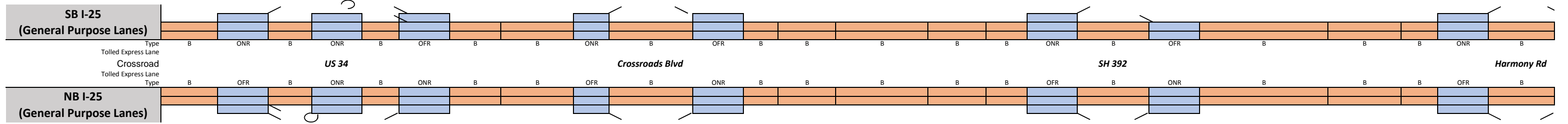


4:30 PM	F	F	F	E	F	F	F	F	F	F	F	F	F	F	F	D	D	D	F	F
4:45 PM	F	F	F	F	F	F	F	F	F	F	F	F	F	F	F	F	D	D	F	F
5:00 PM	F	F	F	F	F	F	F	F	F	F	F	F	F	F	F	F	D	D	F	F
5:15 PM	F	F	F	F	F	F	F	F	F	F	F	F	F	F	F	F	D	D	F	F
5:30 PM	F	F	F	F	F	F	F	F	F	F	F	F	F	F	F	F	D	D	F	F
5:45 PM	F	F	F	F	F	F	F	F	F	F	F	F	F	F	F	F	D	D	F	F
6:00 PM	F	F	F	F	F	F	F	F	F	F	F	F	F	F	F	F	D	D	F	F
6:15 PM	F	F	F	F	F	F	F	F	F	F	F	F	F	F	F	F	D	D	F	F

SEGMENT	72	73	74	75	76	77	78	79	80	81	82	83	84	85	86	87	88	89	90
Segment Length (ft)	18,150	2,000	500	1,500	2,890	1,500	4,225	1,500	4,255	1,500	3,160	1,500	3,095	1,610	1,500	2,930	1,500	1,095	2,000
Number of lanes	2	2	2	2	2	2	2	2	2	2	2	2	2	2	2	2	2	2	2
Free Flow Speed (mph)	70	70	70	70	70	70	70	70	70	70	70	70	70	70	70	70	70	70	70
Segment demand (vph)	4,274	4,274	4,274	4,274	3,971	4,447	4,447	4,447	3,890	4,552	4,552	4,552	4,119	4,119	4,119	3,227	3,941	3,941	3,941
On-Ramp demand (vph)						476				662							714		
Off-Ramp demand (vph)				303				557				433			892				
Ramp-to-Ramp demand (vph)																			
Travel time per vehicle (min)	12.49	0.87	0.21	0.66	1.60	0.52	1.51	0.53	2.26	0.33	1.26	0.30	0.90	0.47	0.31	0.65	0.32	0.32	0.58
VMTD Veh-miles (Demand)	14,692	1,619	405	1,214	2,174	1,263	3,558	1,263	3,135	1,293	2,724	1,293	2,414	1,256	1,170	1,791	1,120	817	1,493
VMTV Veh-miles (Volume)	11,571	1,271	318	951	1,691	1,011	2,848	1,011	2,494	1,067	2,248	1,067	1,983	1,032	961	1,475	958	699	1,277
VHT travel (hrs)	700.75	48.94	11.86	36.76	82.58	30.71	89.49	31.38	116.48	20.57	78.76	19.08	50.73	26.39	17.42	28.63	17.77	17.79	32.49
VHD delay (hrs)	535.45	30.78	7.33	23.17	58.42	16.27	48.80	16.93	80.85	5.32	46.64	3.84	22.40	11.65	3.69	7.57	4.08	7.80	14.24
Space mean speed (mph)	17	26	27	26	20	33	32	32	21	52	29	56	39	39	55	52	54	39	39
Segment density (veh/mi/lane)	102	65	63	65	75	54	56	55	72	29	66	31	43	43	28	26	26	43	43
Segment density (pc/mi/lane)	117	74	72	74	87	62	64	64	83	33	76	36	50	50	32	30	30	49	49
Tolled Express Lane	GP	GP	GP	GP	GP	GP	GP	GP	GP	GP	GP	GP	GP	GP	GP	GP	GP	GP	GP
Space mean speed (mph)	17	26	27	26	20	33	32	32	21	52	29	56	39	39	55	52	54	39	39
Travel time per vehicle (min)	12.49	0.87	0.21	0.66	1.60	0.52	1.51	0.53	2.26	0.33	1.26	0.30	0.90	0.47	0.31	0.65	0.32	0.32	0.58
Volume (vph)	-	-	-	-	-	-	-	-	-	-	-	-	-	-	-	-	-	-	-
Level of Service (LOS)																			

SEGMENT	91	92	93	94	95	96	97	98	99	100	101	102	103	104	105	106	107	108	109	110	111	112	113	114
Segment Length (ft)	2,640	1,500	405	755	1,250	1,500	1,435	3,000	1,500	3,480	1,500	700	2,000	4,255	2,000	460	1,500	3,240	1,500	6,730	3,000	455	1,500	3,025
Number of lanes	2	2	2	2	2	2	2	2	2	2	2	2	2	2	2	2	2	2	2	2	2	2	2	2
Free Flow Speed (mph)	70	70	70	70	70	70	70	70	70	70	70	70	70	70	70	70	70	70	70	70	70	70	70	70
Segment demand (vph)	4,747	4,747	3,903	3,903	3,369	4,480	4,480	4,480	4,480	3,625	4,366	4,366	4,366	4,366	4,374	4,374	4,374	3,912	4,883	4,883	4,883	4,883	4,883	3,661
On-Ramp demand (vph)		844		534					855								462						1,222	
Off-Ramp demand (vph)						1,111					741								971					
Ramp-to-Ramp demand (vph)																								
Travel time per vehicle (min)	0.86	0.47	0.28	0.52	1.37	0.91	0.86	1.79	0.85	3.92	1.10	0.49	1.39	3.35	0.52	0.12	0.31	0.72	0.31	2.08	0.93	0.14	0.32	0.62
VMTD Veh-miles (Demand)	2,374	1,349	299	558	798	1,273	1,218	2,545	1,273	2,389	1,240	579	1,654	3,518	1,657	381	1,243	2,401	1,387	6,224	2,774	421	1,387	2,097
VMTV Veh-miles (Volume)	1,798	1,026	213	398	533	853	819	1,719	866	1,451	784	371	1,066	2,308	1,334	307	1,001	1,878	1,085	4,869	2,170	329	1,085	1,485
VHT travel (hrs)	51.38	28.27	12.79	23.94	51.25	45.76	43.15	90.23	43.14	143.94	50.45	22.71	65.40	159.71	30.46	7.01	18.40	36.93	19.70	132.39	59.02	8.95	20.53	26.85
VHD delay (hrs)	25.69	13.60	9.75	18.26	43.64	33.58	31.44	65.67	32.36	123.21	39.24	17.41	50.17	126.75	11.40	2.62	4.11	10.11	4.20	62.84	28.01	4.25	5.56	5.64
Space mean speed (mph)	35	36	17	17	10	19	19	19	20	10	16	16	16	14	44	44	54	51	55	37	37	37	53	55
Segment density (veh/mi/lane)	51	50	83	84	108	81	79	79	76	109	89	86	86	99	40	40	26	30	35	52	52	52	27	23
Segment density (pc/mi/lane)	59	57	96	96	124	93	91	91	87	126	102	98	99	114	44	44	28	33	39	58	58	58	30	26
Tolled Express Lane	GP	GP	GP	GP	GP	GP	GP	GP	GP	GP	GP	GP	GP	GP	GP	GP	GP	GP	GP	GP	GP	GP	GP	GP
Space mean speed (mph)	35	36	17	17	10	19	19	19	20	10	16	16	16	14	44	44	54	51	55	37	37	37	53	55
Travel time per vehicle (min)	0.86	0.47	0.28	0.52	1.37	0.91	0.86	1.79	0.85	3.92	1.10	0.49	1.39	3.35	0.52	0.12	0.31	0.72	0.31	2.08	0.93	0.14	0.32	0.62
Volume (vph)	-	-	-	-	-	-	-	-	-	-	-	-	-	-	-	-	-	-	-	-	-	-	-	-
Level of Service (LOS)																								

4:30 PM	F	F	F	F	F	F	F	F	F	D	F	F	F	F	F	F	F	D	F	F	F	F	C
4:45 PM	F	F	F	F	F	F	F	F	F	F	F	F	F	F	F	F	F	F	F	F	F	F	C
5:00 PM	F	F	F	F	F	F	F	F	F	F	F	F	F	F	F	F	F	D	F	F	F	F	C
5:15 PM	F	F	F	F	F	F	F	F	F	F	F	F	F	F	F	F	F	D	F	F	F	F	D
5:30 PM	F	F	F	F	F	F	F	F	F	F	F	F	F	F	F	F	F	D	F	F	F	F	C
5:45 PM	F	F	F	F	F	F	F	F	F	F	F	F	F	F	F	F	F	D	F	F	F	F	D
6:00 PM	F	F	F	F	F	F	F	F	F	F	F	F	F	F	F	F	F	F	F	F	F	F	D
6:15 PM	F	F	F	F	F	F	F	F	F	F	F	F	F	F	F	F	F	F	F	F	F	F	F

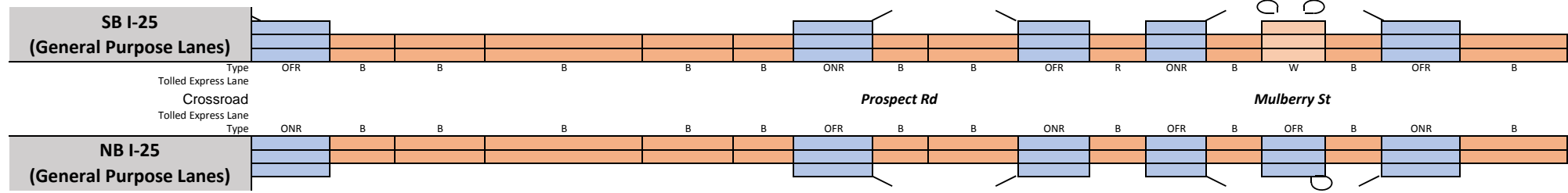


4:30 PM	F	C	C	C	E	F	F	F	F	D	F	F	F	F	F	F	F	F	F	F	F	F	D
4:45 PM	F	F	D	C	F	F	F	F	F	F	F	F	F	F	F	F	F	F	F	F	F	F	D
5:00 PM	F	C	D	F	F	F	F	F	F	F	F	F	F	F	F	F	F	F	F	F	F	F	C
5:15 PM	F	F	F	F	F	F	F	F	F	F	F	F	F	F	F	F	F	F	F	F	F	F	C
5:30 PM	F	F	F	F	F	F	F	F	F	F	F	F	F	F	F	F	F	F	F	F	F	F	C
5:45 PM	F	F	F	F	F	F	F	F	F	F	F	F	F	F	F	F	F	F	F	F	F	F	F
6:00 PM	F	F	F	F	F	F	F	F	F	F	F	F	F	F	F	F	F	F	F	F	F	F	F
6:15 PM	F	F	F	F	F	F	F	F	F	F	F	F	F	F	F	F	F	F	F	F	F	F	F

SEGMENT	91	92	93	94	95	96	97	98	99	100	101	102	103	104	105	106	107	108	109	110	111	112	113	114
Segment Length (ft)	1,925	1,500	1,050	1,500	600	1,500	1,545	3,000	540	3,680	1,500	500	2,000	4,255	2,000	900	1,500	2,900	1,500	6,630	3,000	600	1,500	2,565
Number of lanes	2	2	2	2	2	2	2	2	2	2	2	2	2	2	2	2	2	2	2	2	2	2	2	2
Free Flow Speed (mph)	70	70	70	70	70	70	70	70	70	70	70	70	70	70	70	70	70	70	70	70	70	70	70	70
Segment demand (vph)	3,941	3,941	2,923	3,562	3,562	4,285	4,285	4,285	4,285	3,611	4,235	4,235	4,235	4,235	4,235	4,235	4,235	3,593	4,377	4,377	4,377	4,377	4,377	3,265
On-Ramp demand (vph)				639		723							624											
Off-Ramp demand (vph)		1,018							674								642							1,112
Ramp-to-Ramp demand (vph)																								
Travel time per vehicle (min)	0.49	0.33	0.52	0.76	0.35	0.33	0.62	1.19	0.11	1.29	0.32	0.20	0.80	2.85	0.76	0.34	0.57	1.72	0.33	2.64	1.19	0.24	0.31	0.43
VMTD Veh-miles (Demand)	1,437	1,120	581	1,012	405	1,217	1,254	2,435	438	2,517	1,203	401	1,604	3,413	1,604	722	1,203	1,973	1,243	5,496	2,487	497	1,243	1,586
VMTV Veh-miles (Volume)	1,226	948	484	864	345	1,067	1,099	2,134	384	2,183	1,067	356	1,423	2,828	1,329	598	997	1,633	1,067	4,717	2,134	427	1,067	1,345
VHT travel (hrs)	27.70	18.52	21.27	38.46	17.51	20.46	38.51	74.77	6.93	67.40	20.28	12.46	49.85	166.84	44.69	19.81	33.39	85.07	20.44	165.25	74.77	14.95	19.54	19.67
VHD delay (hrs)	10.18	4.97	14.35	26.12	12.59	5.22	22.80	44.28	1.44	36.22	5.03	7.38	29.52	126.44	25.70	11.26	19.15	61.75	5.20	97.86	44.28	8.86	4.30	0.46
Space mean speed (mph)	44	51	23	22	20	52	29	29	55	32	53	29	29	17	30	30	30	19	52	29	29	29	55	68
Segment density (veh/mi/lane)	38	26	53	68	77	28	66	66	31	48	26	66	66	104	59	58	59	77	28	66	66	66	30	20
Segment density (pc/mi/lane)	44	30	61	78	89	32	76	76	35	56	30	76	76	119	68	67	68	89	32	76	76	76	35	23
Tolled Express Lane	GP	GP	GP	GP	GP	GP	GP	GP	GP	GP	GP	GP	GP	GP	GP	GP	GP	GP	GP	GP	GP	GP	GP	GP
Space mean speed (mph)	44	51	23	22	20	52	29	29	55	32	53	29	29	17	30	30	30	19	52	29	29	29	55	68
Travel time per vehicle (min)	0.49	0.33	0.52	0.76	0.35	0.33	0.62	1.19	0.11	1.29	0.32	0.20	0.80	2.85	0.76	0.34	0.57	1.72	0.33	2.64	1.19	0.24	0.31	0.43
Volume (vph)	-	-	-	-	-	-	-	-	-	-	-	-	-	-	-	-	-	-	-	-	-	-	-	-
Level of Service (LOS)																								

SEGMENT	115	116	117	118	119	120	121	122	123	124	125	126	127	128	129	130	131		
Segment Length (ft)	1,500	500	2,000	4,840	2,000	500	1,500	535	2,000	775	715	1,160	700	420	750	1,500	2,700	276,955	
Number of lanes	2	2	2	2	2	2	2	2	2	2	2	2	2	3	2	2	2		
Free Flow Speed (mph)	70	70	70	70	70	70	70	70	70	70	70	70	70	70	70	70	70		
Segment demand (vph)	4,296	4,296	4,296	4,296	4,296	4,296	4,296	3,394	3,394	3,628	3,628	3,628	2,991	3,026	1,658	2,086	2,086		
On-Ramp demand (vph)							902					637		1,368					
Off-Ramp demand (vph)	635									234				35		428			
Ramp-to-Ramp demand (vph)																			
Travel time per vehicle (min)	0.31	0.11	0.45	1.08	0.45	0.11	0.31	0.10	0.39	0.16	0.14	0.23	0.13	0.10	0.14	0.31	0.54	81.79	
VMTD Veh-miles (Demand)	1,220	407	1,627	3,938	1,627	407	1,220	344	1,286	533	491	797	397	241	236	593	1,067	226,133	
VMTV Veh-miles (Volume)	862	287	1,149	2,781	1,149	287	862	216	807	335	309	501	218	132	236	593	1,067	204,282	
VHT travel (hrs)	15.45	5.66	22.65	54.81	22.65	5.66	15.61	3.71	13.88	5.93	5.47	8.72	3.62	2.84	3.98	10.62	18.80	5,100.84	
VHD delay (hrs)	3.14	1.56	6.23	15.09	6.23	1.56	3.30	0.63	2.34	1.15	1.06	1.56	0.51	0.95	0.62	2.15	3.57	2,094.59	
Space mean speed (mph)	56	51	51	51	51	51	55	58	58	56	56	57	60	46	59	56	57	40	
Segment density (veh/mi/lane)	23	30	30	30	30	30	24	18	18	17	33	16	14	21	14	17	18	37	
Segment density (pc/mi/lane)	26	33	33	33	33	33	27	20	20	19	37	17	15	23	16	20	21	43	
Tolled Express Lane	GP	GP	GP	GP	GP	GP	GP	GP	GP	GP	GP	GP	GP	GP	GP	GP	GP	TEL	
Space mean speed (mph)	56	51	51	51	51	51	55	58	58	56	56	57	60	46	59	56	57	59	
Travel time per vehicle (min)	0.31	0.11	0.45	1.08	0.45	0.11	0.31	0.10	0.39	0.16	0.14	0.23	0.13	0.10	0.14	0.31	0.54	77.58	
Volume (vph)	-	-	-	-	-	-	-	-	-	-	-	-	-	-	-	-	-	-	4.21
Level of Service (LOS)																			

4:30 PM	C	D	D	D	D	D	C	B	B	B	B	B	B	B	B	B	B	B
4:45 PM	F	F	F	F	F	F	F	C	C	B	B	B	B	C	B	B	B	C
5:00 PM	F	F	F	F	F	F	F	C	C	B	B	B	B	C	B	B	B	C
5:15 PM	F	F	F	F	F	F	F	C	C	B	B	B	B	C	B	B	B	C
5:30 PM	F	F	F	F	F	F	F	C	C	B	B	B	B	C	B	B	B	C
5:45 PM	F	F	F	F	F	F	F	C	C	B	B	B	B	C	B	B	B	C
6:00 PM	F	F	F	F	F	F	F	C	C	B	B	B	B	C	B	B	B	C
6:15 PM	F	F	F	F	F	F	F	C	C	B	B	B	B	C	B	B	B	C



4:30 PM	F	F	F	F	F	F	F	D	D	C	E	D	C	B	B	B	B	C
4:45 PM	F	F	F	F	F	F	F	E	E	F	F	F	D	C	C	B	B	C
5:00 PM	F	F	F	F	F	F	F	D	D	C	E	D	C	B	B	B	B	C
5:15 PM	F	F	F	F	F	F	F	E	E	C	F	D	C	C	B	B	B	C
5:30 PM	F	F	F	F	F	F	F	E	E	C	E	D	C	B	B	B	B	C
5:45 PM	F	F	F	F	F	F	F	F	F	F	F	F	C	B	B	B	B	C
6:00 PM	F	F	F	F	F	F	F	E	E	F	F	F	C	C	C	C	C	D
6:15 PM	F	F	F	F	F	F	F	E	E	C	F	D	C	C	B	C	C	D

SEGMENT	115	116	117	118	119	120	121	122	123	124	125	126	127	128	129	130	131		
Segment Length (ft)	1,500	900	2,000	4,840	2,000	740	1,500	525	2,000	1,165	570	750	510	840	550	1,500	2,700	277,130	
Number of lanes	2	2	2	2	2	2	2	2	2	2	2	2	2	2	2	2	2	2	
Free Flow Speed (mph)	70	70	70	70	70	70	70	70	70	70	70	70	70	70	70	70	70		
Segment demand (vph)	4,230	4,230	4,230	4,230	4,230	4,230	4,230	3,363	3,363	3,644	3,644	3,644	2,636	2,636	1,946	2,535	2,535		
On-Ramp demand (vph)	965									281						589			
Off-Ramp demand (vph)							867					1,008		690					
Ramp-to-Ramp demand (vph)																			
Travel time per vehicle (min)	0.33	0.34	0.76	1.83	0.76	0.28	0.31	0.13	0.48	0.24	0.15	0.16	0.11	0.19	0.11	0.30	0.56	106.79	
VMTD Veh-miles (Demand)	1,202	721	1,602	3,878	1,602	593	1,202	334	1,274	804	393	518	255	419	203	720	1,296	264,856	
VMTV Veh-miles (Volume)	1,054	632	1,406	3,401	1,406	520	1,054	293	1,115	712	348	458	225	371	179	654	1,178	221,606	
VHT travel (hrs)	20.15	21.05	46.77	113.19	46.77	17.31	19.14	6.15	23.43	12.83	8.19	8.36	4.10	7.34	3.03	11.38	21.40	7,368.17	
VHD delay (hrs)	18.62	12.01	26.70	64.60	26.70	9.88	4.08	1.97	7.50	2.66	3.21	1.82	0.89	2.05	0.48	2.03	4.58	5,321.05	
Space mean speed (mph)	52	30	30	30	30	30	55	48	48	55	43	55	55	50	59	57	55	30	
Segment density (veh/mi/lane)	28	62	62	62	62	62	21	31	31	22	38	27	21	17	15	16	21	55	
Segment density (pc/mi/lane)	32	71	71	71	71	71	24	36	36	26	44	31	24	20	17	18	24	63	
Tolled Express Lane	GP	GP	GP	GP	GP	GP	GP	GP	GP	GP	GP	GP	GP	GP	GP	GP	GP	TEL	
Space mean speed (mph)	52	30	30	30	30	30	55	48	48	55	43	55	55	50	59	57	55	55	
Travel time per vehicle (min)	0.33	0.34	0.76	1.83	0.76	0.28	0.31	0.13	0.48	0.24	0.15	0.16	0.11	0.19	0.11	0.30	0.56	99.92	
Volume (vph)	-	-	-	-	-	-	-	-	-	-	-	-	-	-	-	-	-	-	6.87
Level of Service (LOS)																			